

**DAILY REPORT**

2/13/2023

(Data from Sunday, February 12, 2023)

Code Blue

SINGLE ADULTS	
Drop-in Center Clients Served	467
Drop-in Center Overnight Census	155
Faith Bed Census	14
Outreach Contacts	354
Outreach Placements	34
Safe Haven Utilization	1543
Veterans In Short-term Housing	232
Criminal Justice Short-term Housing (Note: This count is also included in the <b>TOTAL SHELTER CENSUS</b> )	147

4 of 5 sites reporting  
 4 of 5 sites reporting  
 4 of 5 sites reporting

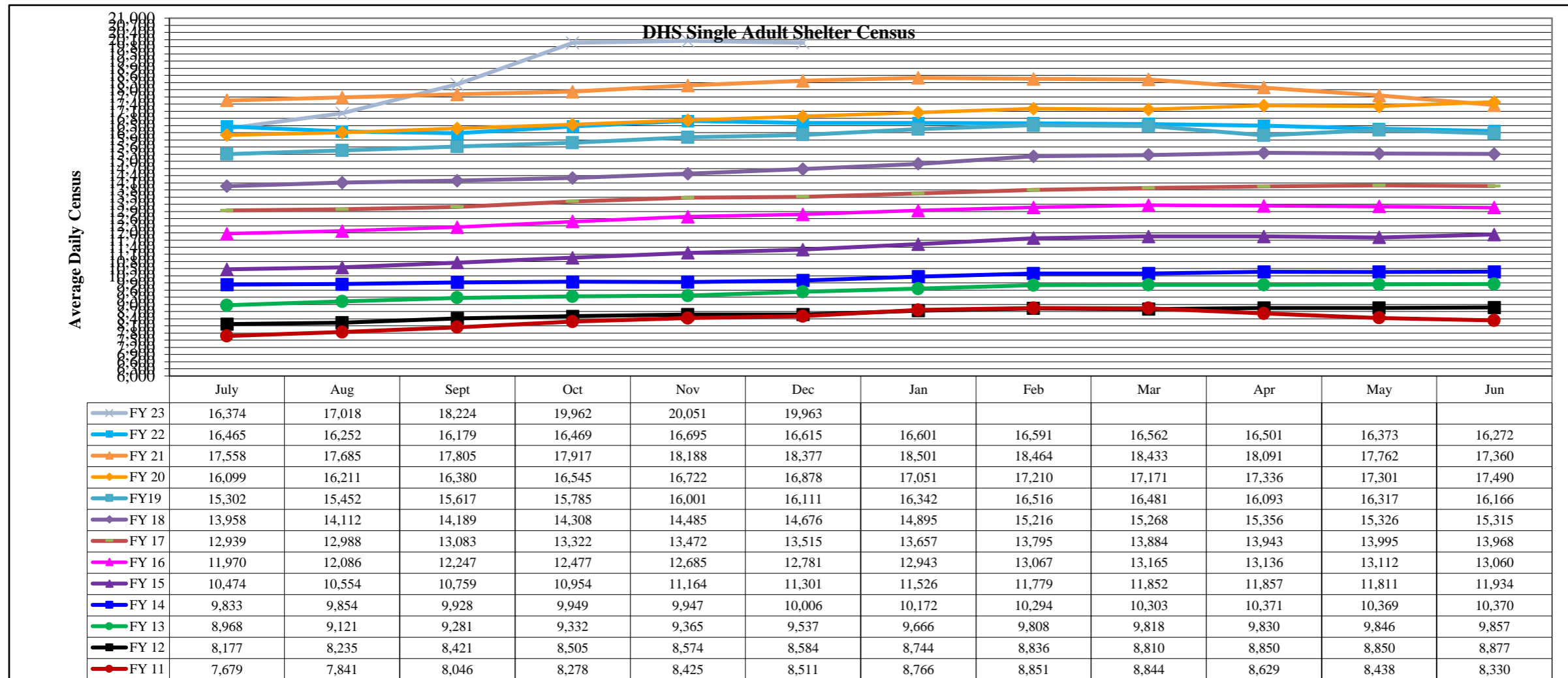
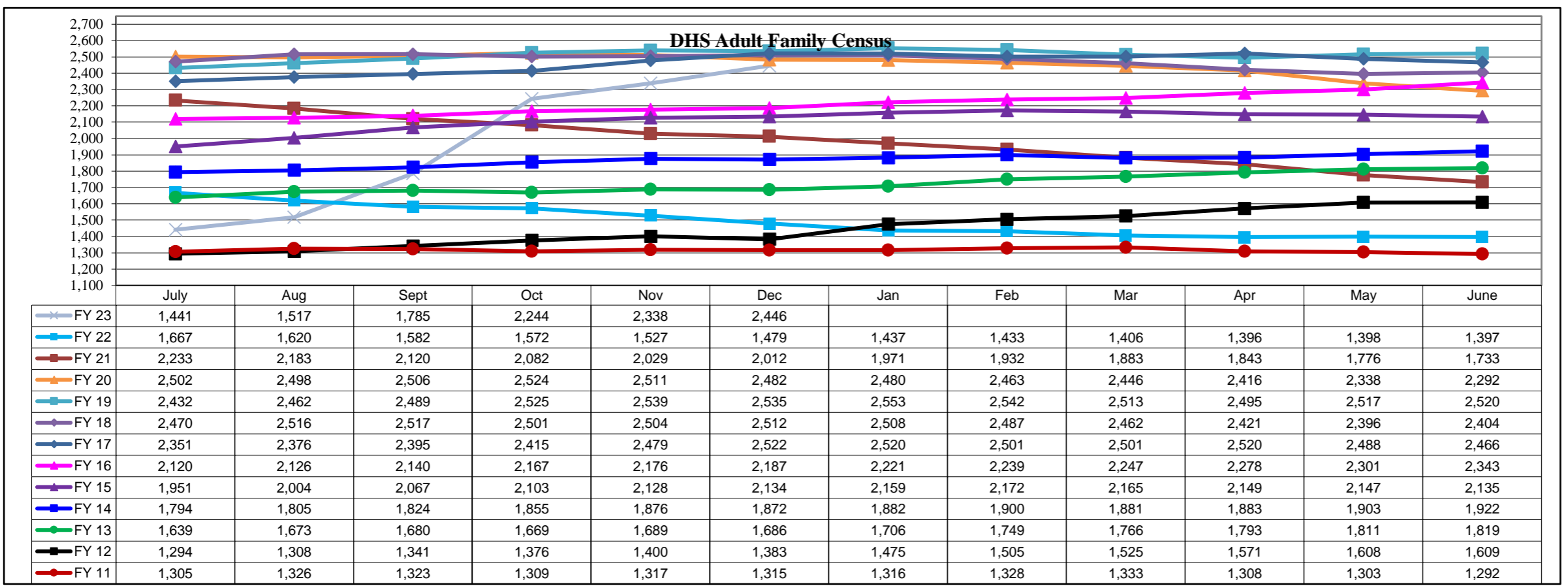
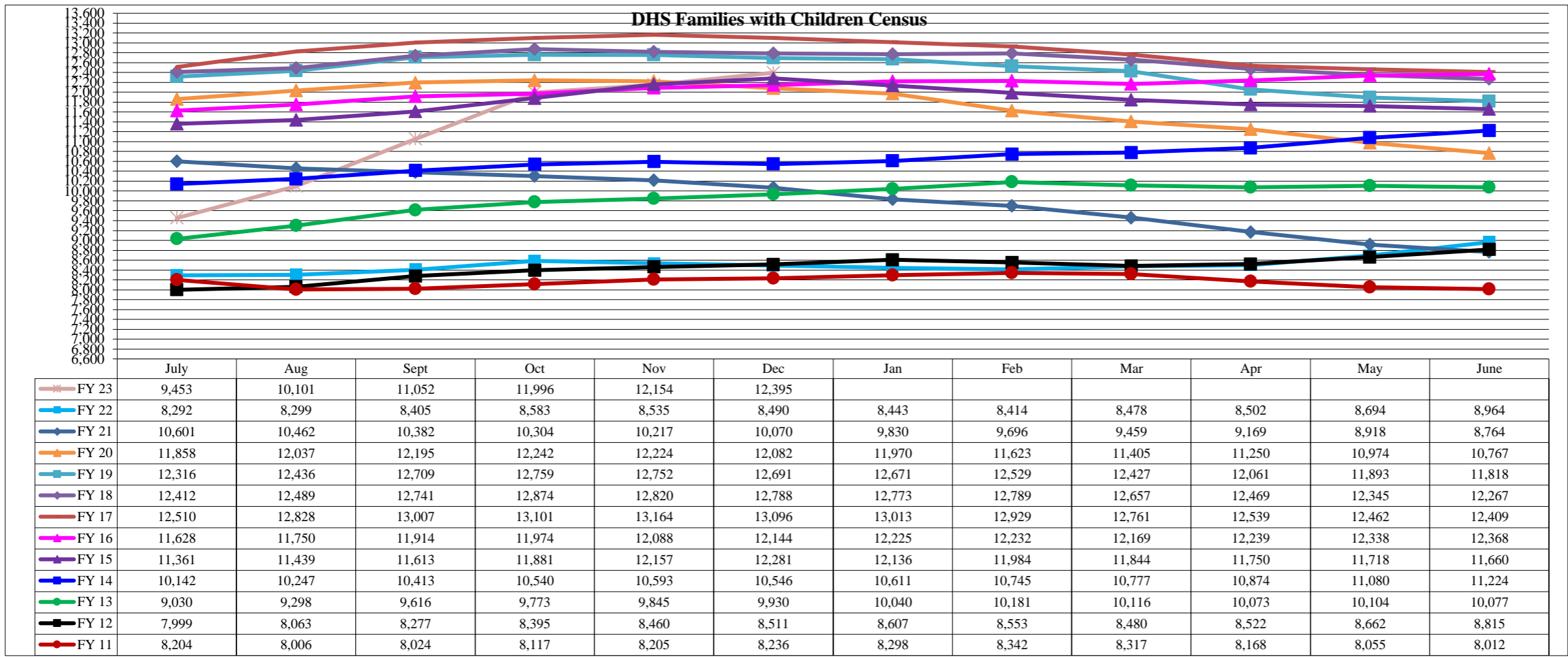
FAMILY INTAKE	
Families with Children Requesting Temporary Housing	94
Adult Families Requesting Temporary Housing	19
Families Placed in Overnight Accommodations	0
Families w/children at PATH Overnight (pre 10PM)	0

TOTAL SHELTER CENSUS	
Adults	47,810
Children	22,838
<b>Total Individuals</b>	<b>70,648</b>

SINGLE ADULTS	
Men	16,676
Women	4,471
<b>Total Single Adults</b>	<b>21,147</b>

FAMILIES WITH CHILDREN	
<b>Families</b>	13,399
Adults	20,652
Children	22,838
<b>Individuals</b>	<b>43,490</b>

ADULT FAMILIES CENSUS	
<b>Families</b>	2,834
<b>Individuals (Adults)</b>	<b>6,011</b>



\*Due to data conversion the average monthly census for December 2011 and January 2012 for Families with Children and Adult Families is based upon data for a partial month.