

**DAILY REPORT**

7/8/2022

(Data from Thursday, July 07, 2022)

SINGLE ADULTS	
Drop-in Center Clients Served	451
Drop-in Center Overnight Census	141
Faith Bed Census	16
Outreach Contacts	218
Outreach Placements	9
Safe Haven Utilization	1484
Veterans In Short-term Housing	182
Criminal Justice Short-term Housing	84

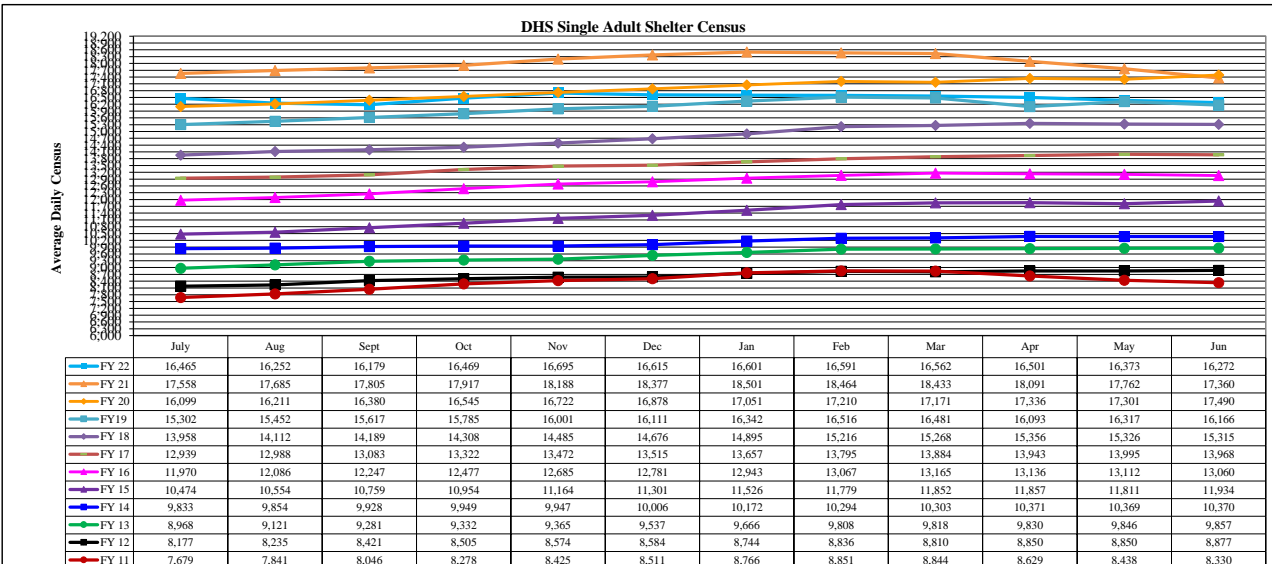
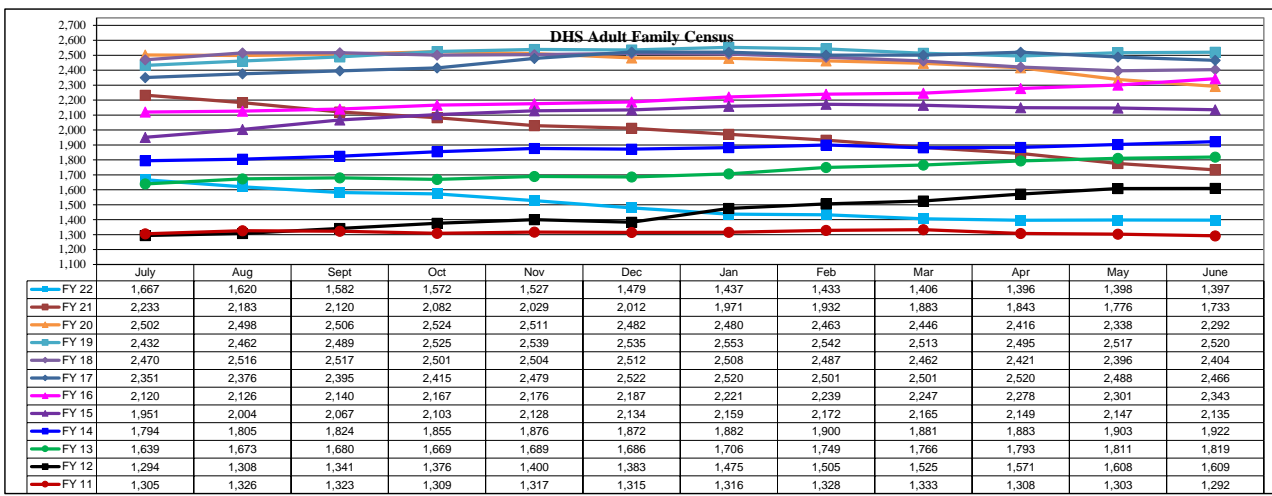
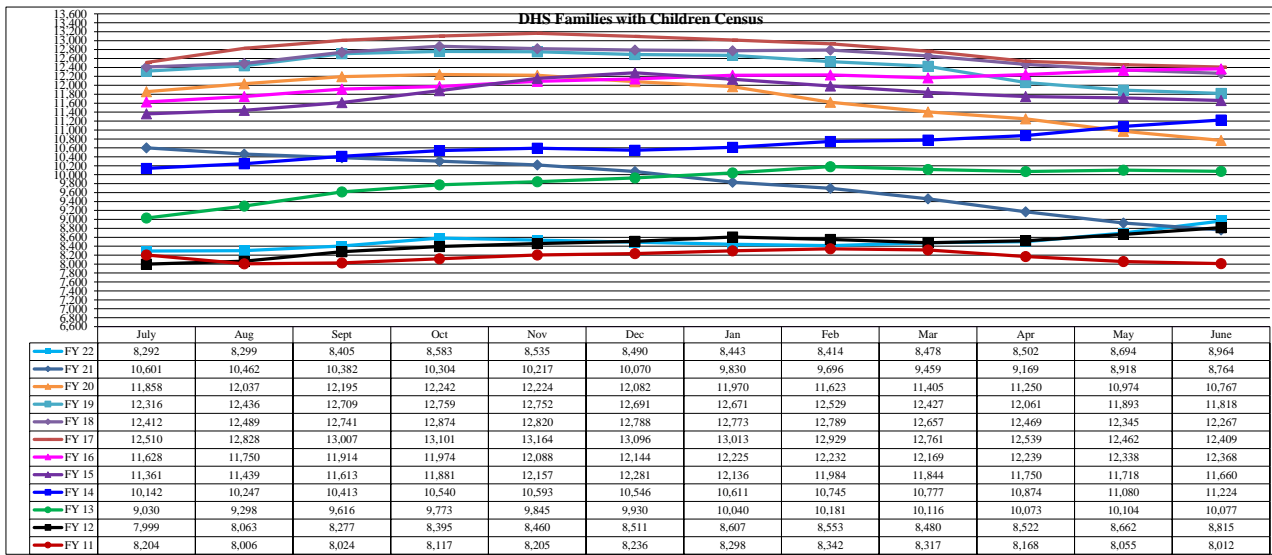
FAMILY INTAKE	
Families Requesting Temporary Housing at PATH	91
Adult Families Requesting Temporary Housing at AFIC	25
Families Placed in Overnight Accommodations	0
Families w/children at PATH Overnight (pre 10PM)	0

TOTAL SHELTER CENSUS	
Adults	32,108
Children	15,907
<b>Total Individuals</b>	<b>48,015</b>

SINGLE ADULTS	
Men	12,297
Women	4,124
<b>Total Single Adults</b>	<b>16,421</b>

FAMILIES WITH CHILDREN	
<b>Families</b>	9,294
Adults	12,706
Children	15,907
<b>Individuals</b>	<b>28,613</b>

ADULT FAMILIES CENSUS	
<b>Families</b>	1,420
<b>Individuals (Adults)</b>	<b>2,981</b>



\*Due to data conversion the average monthly census for December 2011 and January 2012 for Families with Children and Adult Families is based upon data for a partial month.