

DAILY REPORT

5/21/2020

(Data from Wednesday, May 20, 2020)

SINGLE ADULTS	
Drop-in Center Clients Served	399
Drop-in Center Overnight Census	111
Faith Bed Census	51
Outreach Contacts	427
Outreach Placements	101
Safe Haven Utilization	1098
Veterans In Short-term Housing	219
Criminal Justice Short-term Housing	132

Incomplete (4)
 Incomplete (4)
 Incomplete (4)

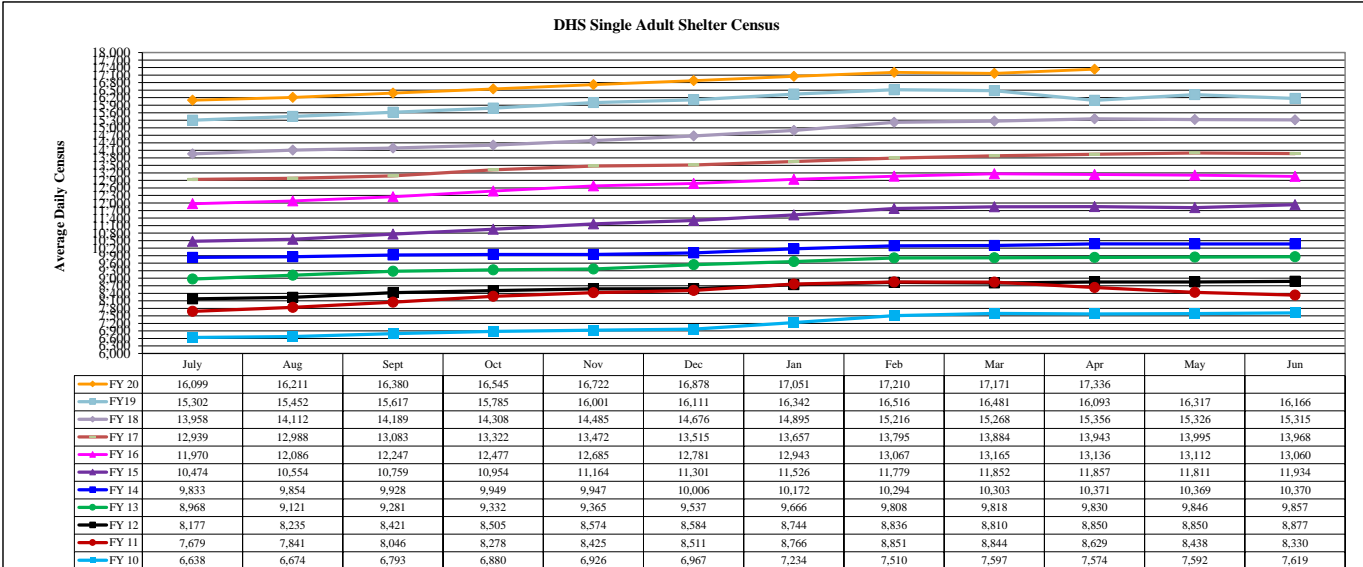
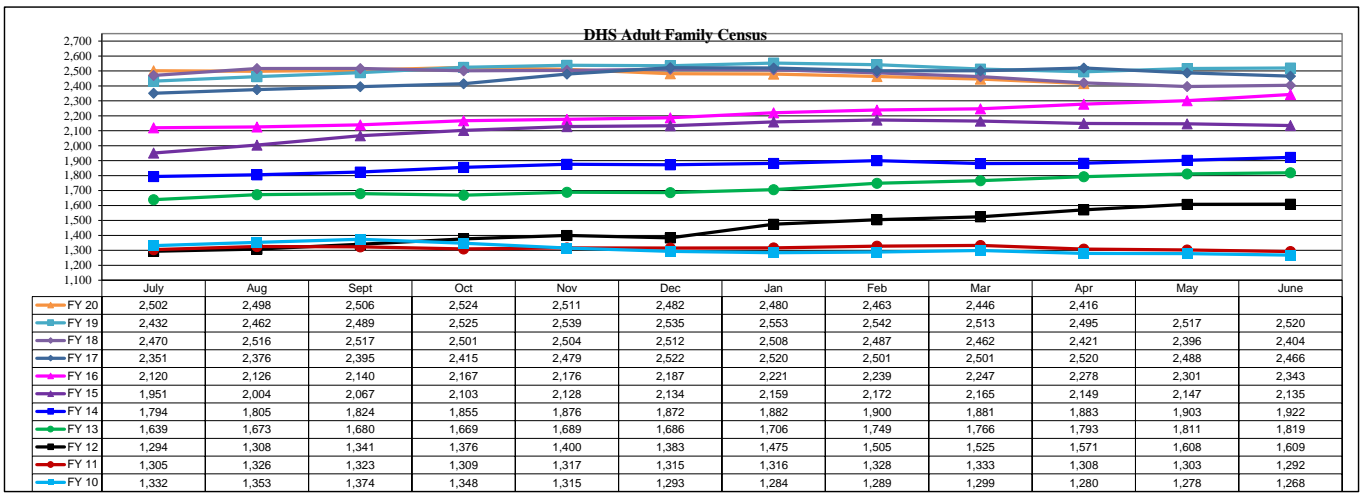
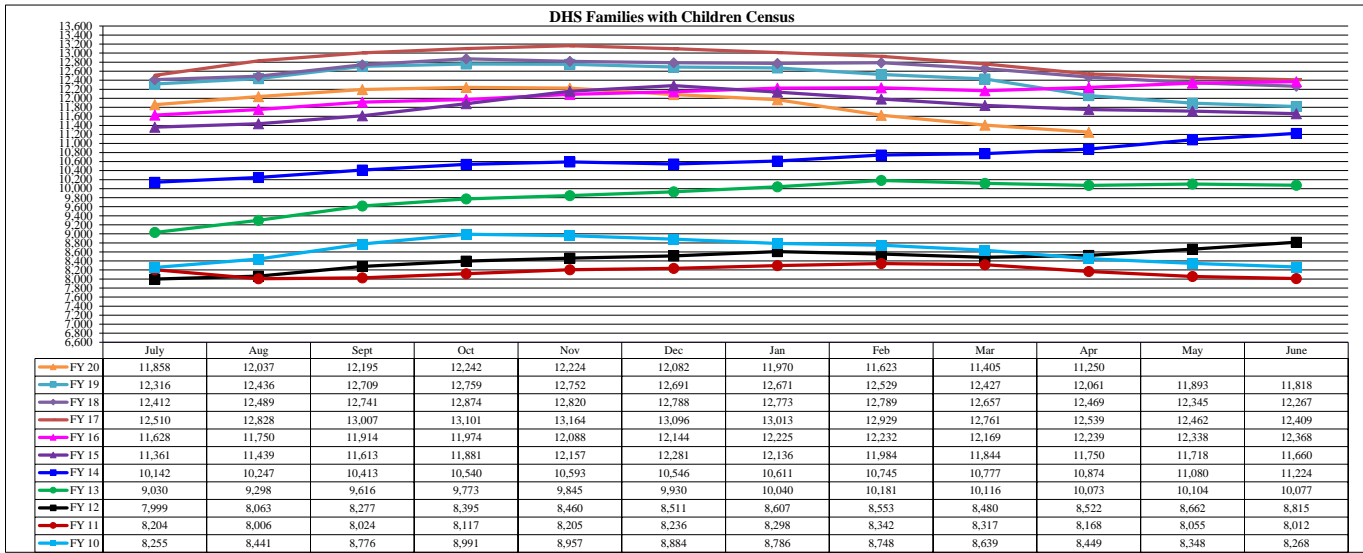
FAMILY INTAKE	
Families Requesting Temporary Housing at PATH	85
Adult Families Requesting Temporary Housing at AFIC	15
Families Placed in Overnight Accommodations	0
Families w/children at PATH Overnight (pre 10PM)	0

TOTAL SHELTER CENSUS	
Adults	36,975
Children	19,559
Total Individuals	56,534

SINGLE ADULT SHELTER CENSUS	
Men	12,872
Women	4,510
Total Single Adults	17,382

FAMILIES WITH CHILDREN CENSUS	
Families	10,953
Adults	14,674
Children	19,559
Individuals	34,233

ADULT FAMILIES CENSUS	
Families	2,328
Individuals (Adults)	4,919



*Due to data conversion the average monthly census for December 2011 and January 2012 for Families with Children and Adult Families is based upon data for a partial month.