

**DAILY REPORT**

7/19/2021

(Data from Sunday, July 18, 2021)

SINGLE ADULTS	
Drop-in Center Clients Served	444
Drop-in Center Overnight Census	150
Faith Bed Census	25
Outreach Contacts	76
Outreach Placements	2
Safe Haven Utilization	1030
Veterans In Short-term Housing	179
Criminal Justice Short-term Housing	108

FAMILY INTAKE	
Families Requesting Temporary Housing at PATH	59
Adult Families Requesting Temporary Housing at AFIC	5
Families Placed in Overnight Accommodations	0
Families w/children at PATH Overnight (pre 10PM)	0

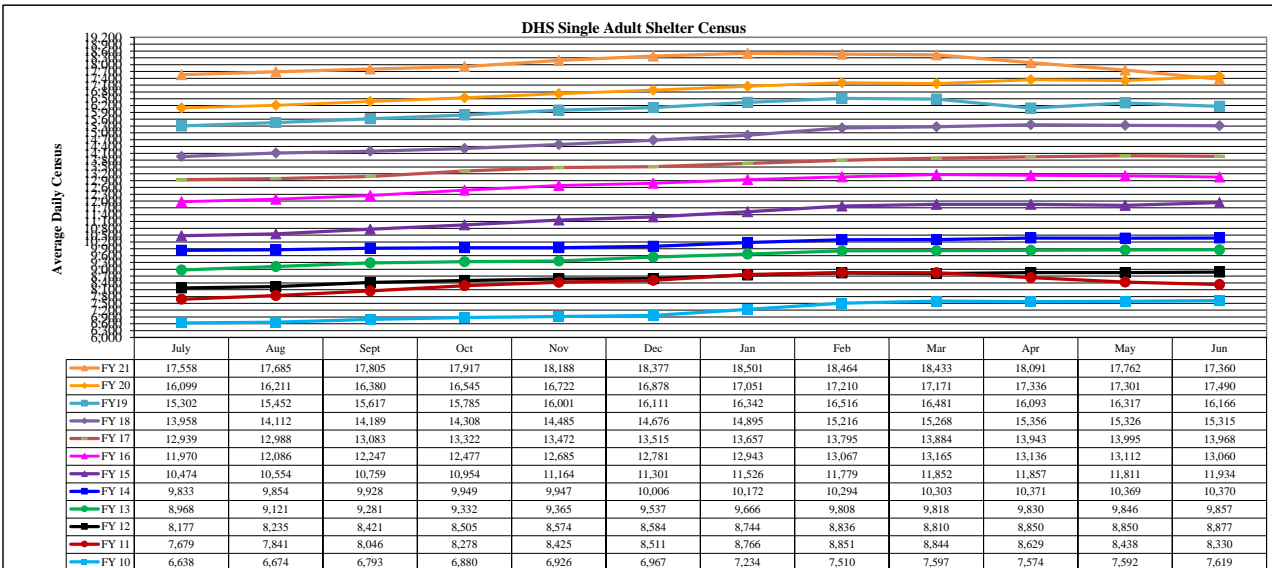
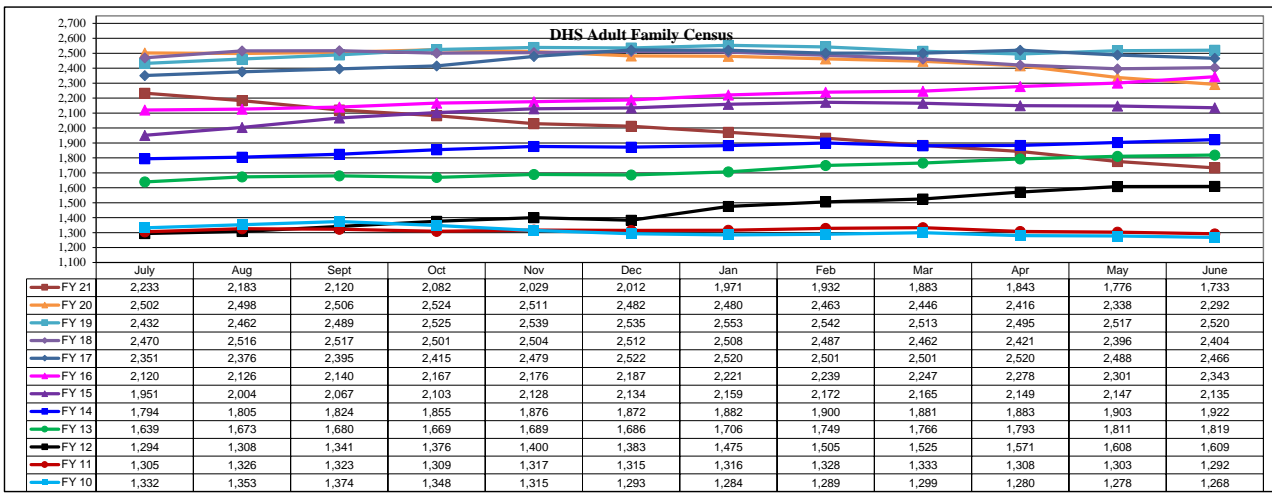
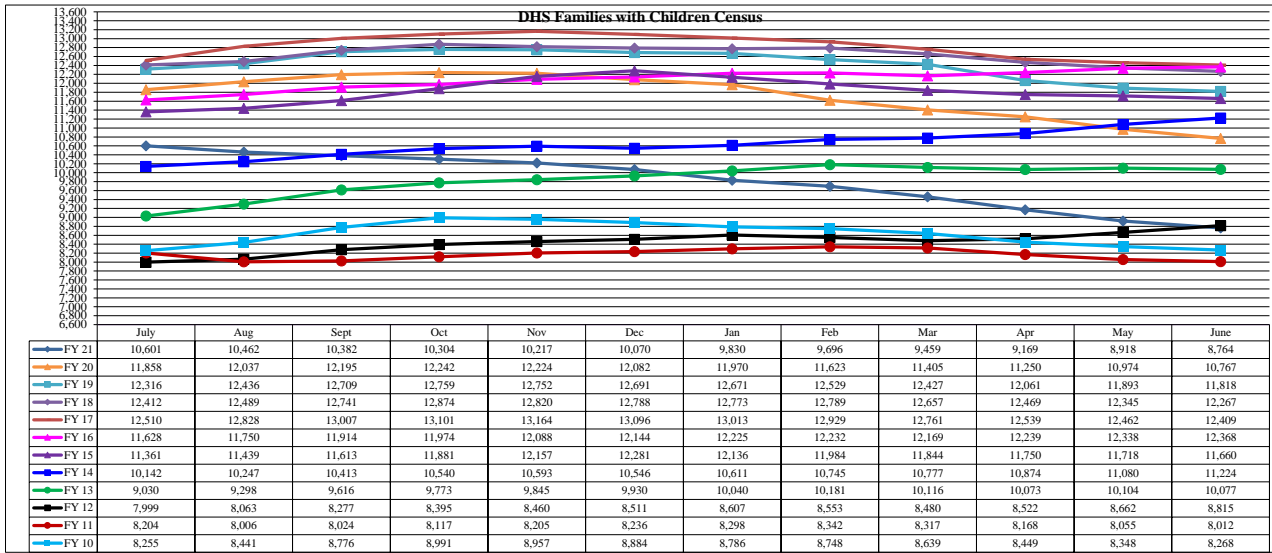
TOTAL SHELTER CENSUS	
Adults	30,986
Children	14,550
<b>Total Individuals</b>	<b>45,536</b>

SINGLE ADULTS	
Men	12,396
Women	4,122
<b>Total Single Adults</b>	<b>16,518</b>

FAMILIES WITH CHILDREN	
<b>Families</b>	8,316
Adults	10,951
Children	14,550
<b>Individuals</b>	<b>25,501</b>

ADULT FAMILIES CENSUS	
<b>Families</b>	1,670
<b>Individuals (Adults)</b>	<b>3,517</b>

x



\*Due to data conversion the average monthly census for December 2011 and January 2012 for Families with Children and Adult Families is based upon data for a partial month.