

DAILY REPORT

2/18/2020

(Data from Monday, February 17, 2020)

Code Blue

SINGLE ADULTS	
Drop-in Center Clients Served	632
Drop-in Center Overnight Census	269
Faith Bed Census	169
Outreach Contacts	329
Outreach Placements	19
Safe Haven Utilization	1064
Veterans In Short-term Housing	245
Criminal Justice Short-term Housing	211

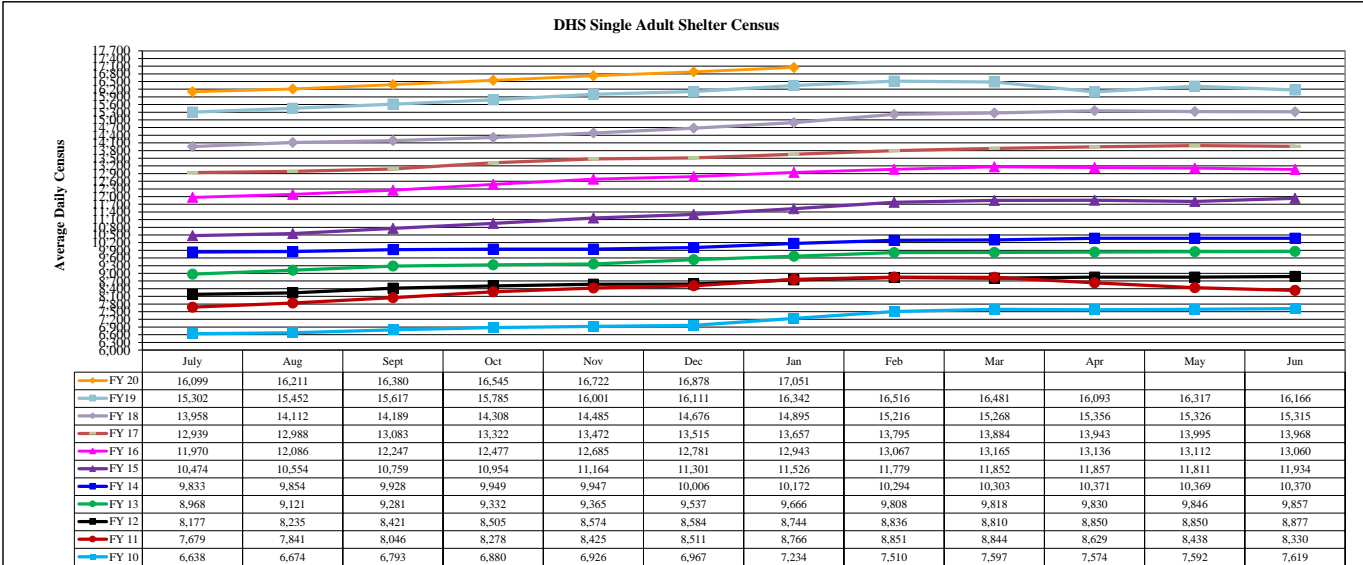
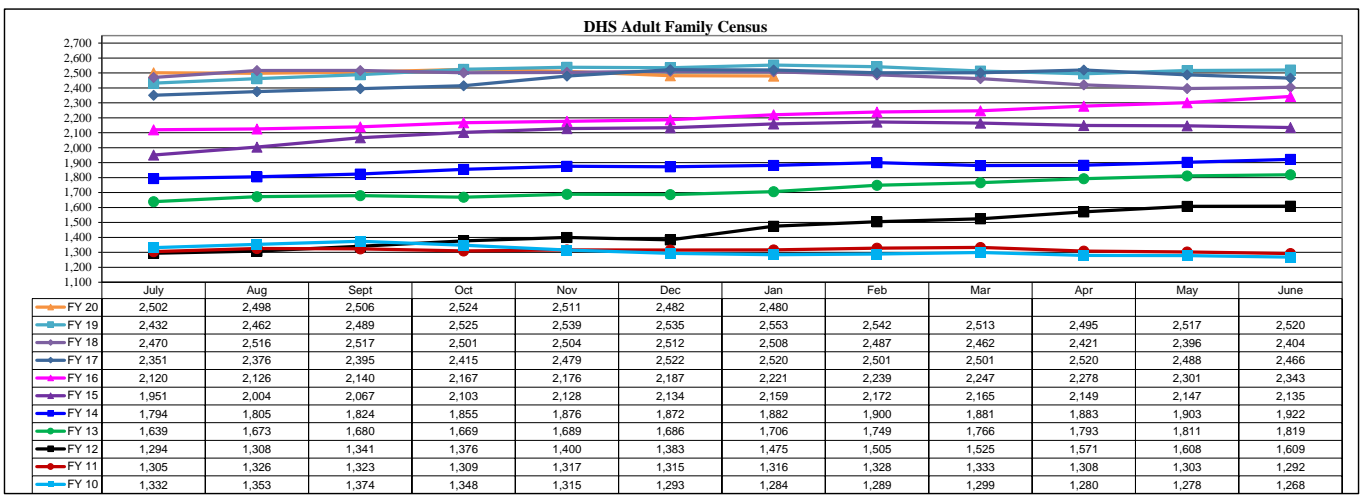
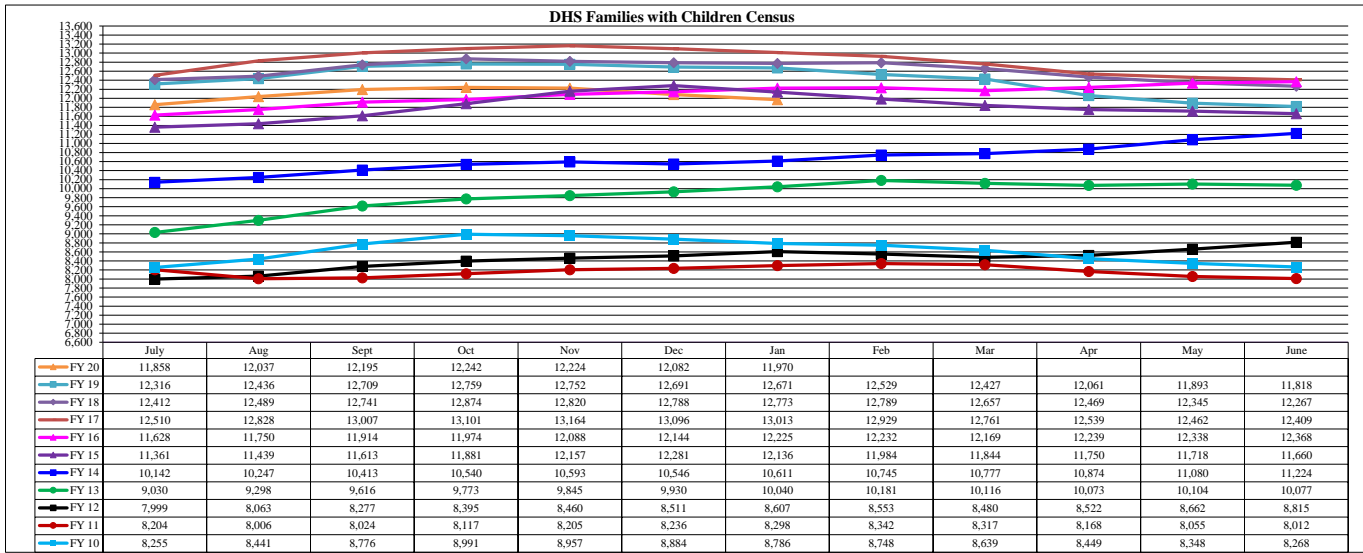
FAMILY INTAKE	
Families Requesting Temporary Housing at PATH	82
Adult Families Requesting Temporary Housing at AFIC	14
Families Placed in Overnight Accommodations	0
Families w/children at PATH Overnight (pre 10PM)	0

TOTAL SHELTER CENSUS	
Adults	38,077
Children	20,796
Total Individuals	58,873

SINGLE ADULT SHELTER CENSUS	
Men	12,566
Women	4,717
Total Single Adults	17,283

FAMILIES WITH CHILDREN CENSUS	
Families	11,603
Adults	15,592
Children	20,796
Individuals	36,388

ADULT FAMILIES CENSUS	
Families	2,470
Individuals (Adults)	5,202



*Due to data conversion the average monthly census for December 2011 and January 2012 for Families with Children and Adult Families is based upon data for a partial month.

DAILY REPORT

2/19/2020

(Data from Tuesday, February 18, 2020)

Code Blue

SINGLE ADULTS	
Drop-in Center Clients Served	621
Drop-in Center Overnight Census	255
Faith Bed Census	175
Outreach Contacts	476
Outreach Placements	26
Safe Haven Utilization	1062
Veterans In Short-term Housing	242
Criminal Justice Short-term Housing	222

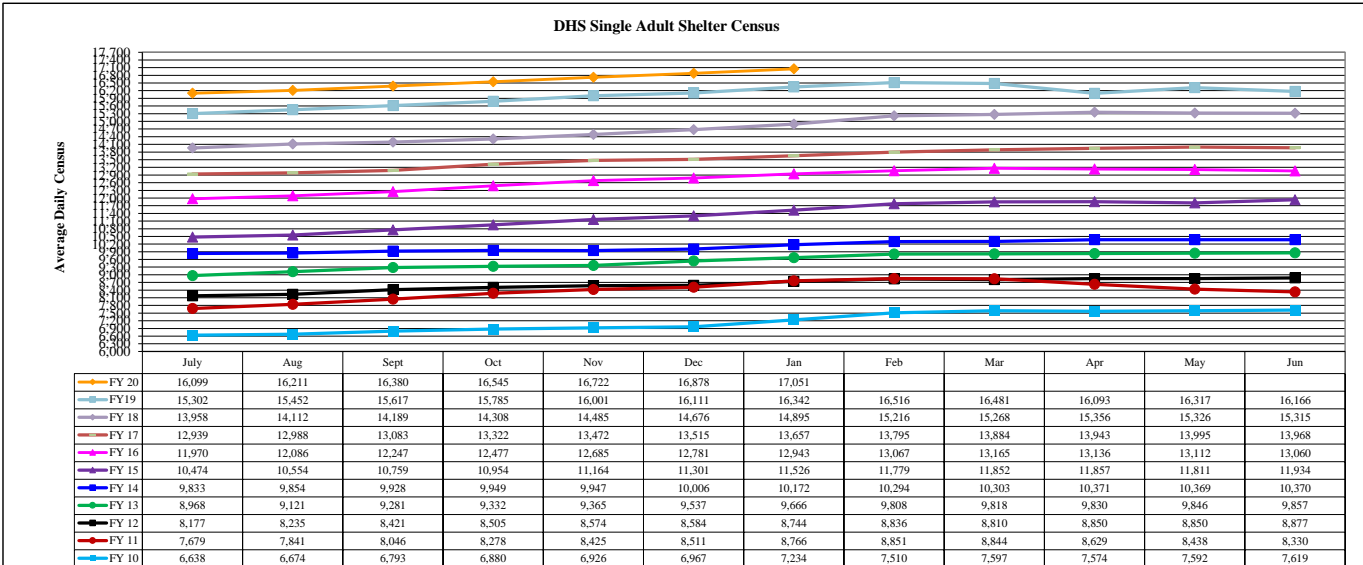
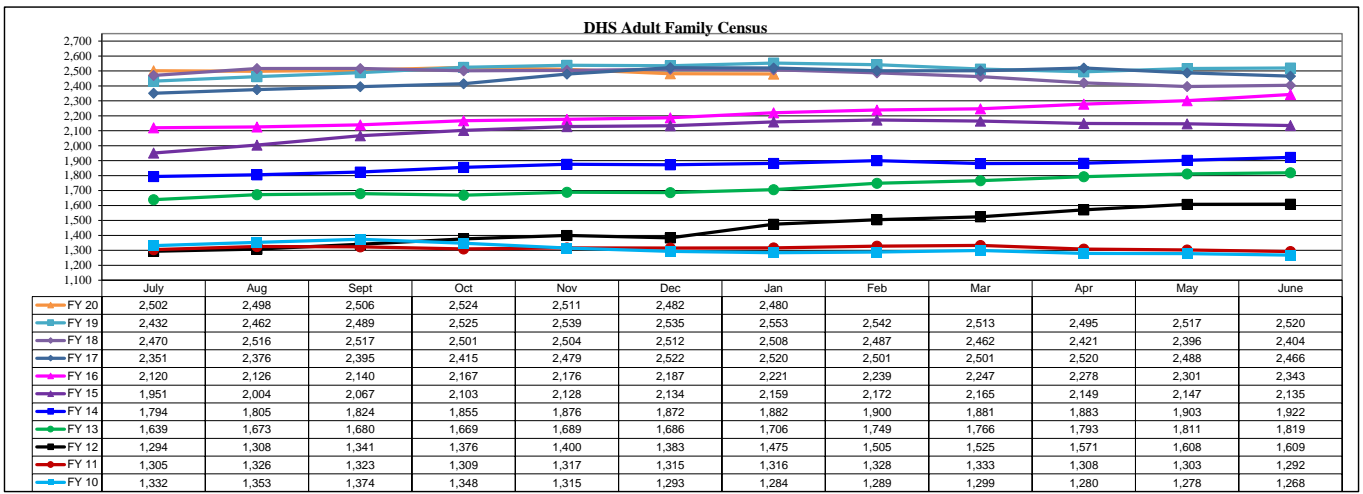
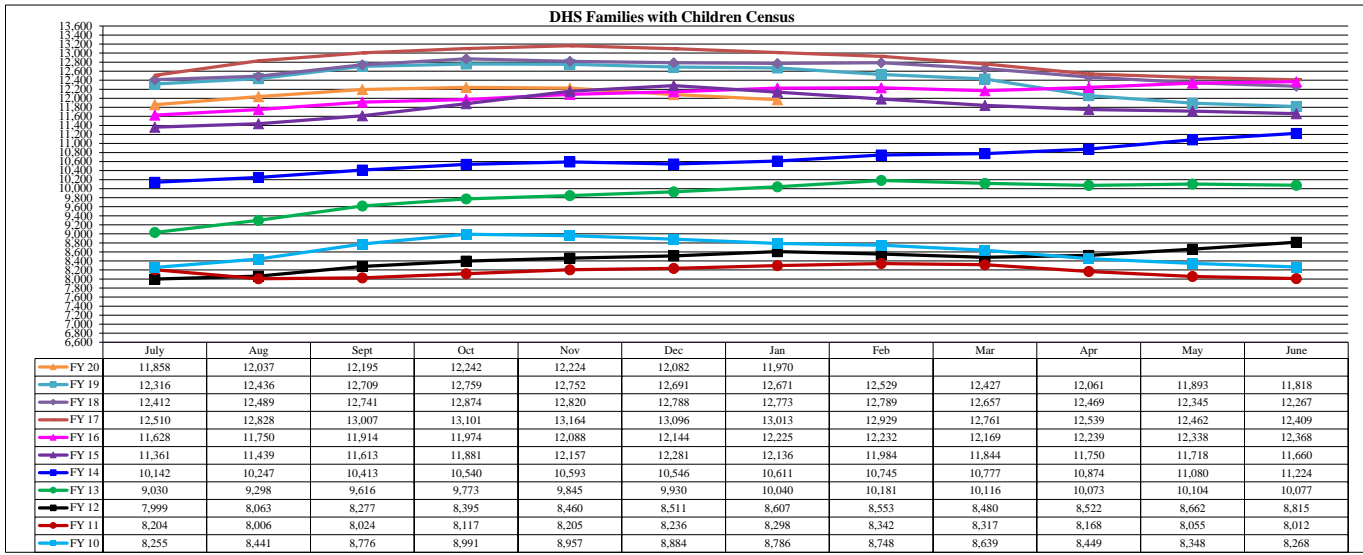
FAMILY INTAKE	
Families Requesting Temporary Housing at PATH	87
Adult Families Requesting Temporary Housing at AFIC	20
Families Placed in Overnight Accommodations	0
Families w/children at PATH Overnight (pre 10PM)	0

TOTAL SHELTER CENSUS	
Adults	38,078
Children	20,774
Total Individuals	58,852

SINGLE ADULT SHELTER CENSUS	
Men	12,576
Women	4,711
Total Single Adults	17,287

FAMILIES WITH CHILDREN CENSUS	
Families	11,597
Adults	15,574
Children	20,774
Individuals	36,348

ADULT FAMILIES CENSUS	
Families	2,476
Individuals (Adults)	5,217



*Due to data conversion the average monthly census for December 2011 and January 2012 for Families with Children and Adult Families is based upon data for a partial month.

DAILY REPORT

2/20/2020

(Data from Wednesday, February 19, 2020)

Code Blue

SINGLE ADULTS	
Drop-in Center Clients Served	623
Drop-in Center Overnight Census	263
Faith Bed Census	176
Outreach Contacts	525
Outreach Placements	21
Safe Haven Utilization	1062
Veterans In Short-term Housing	242
Criminal Justice Short-term Housing	223

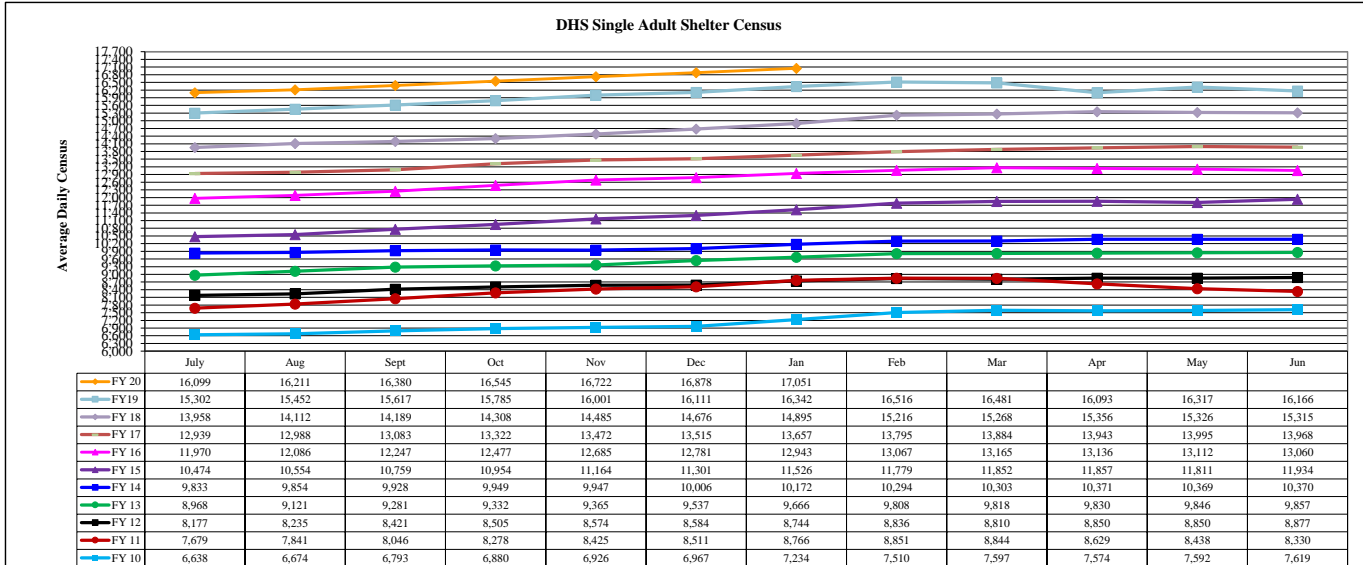
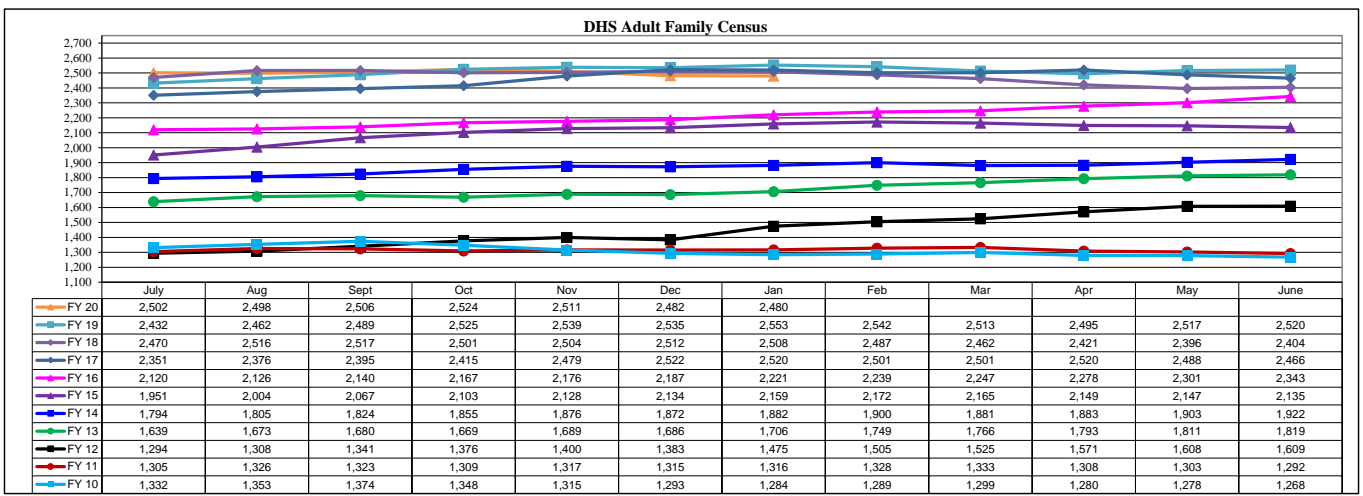
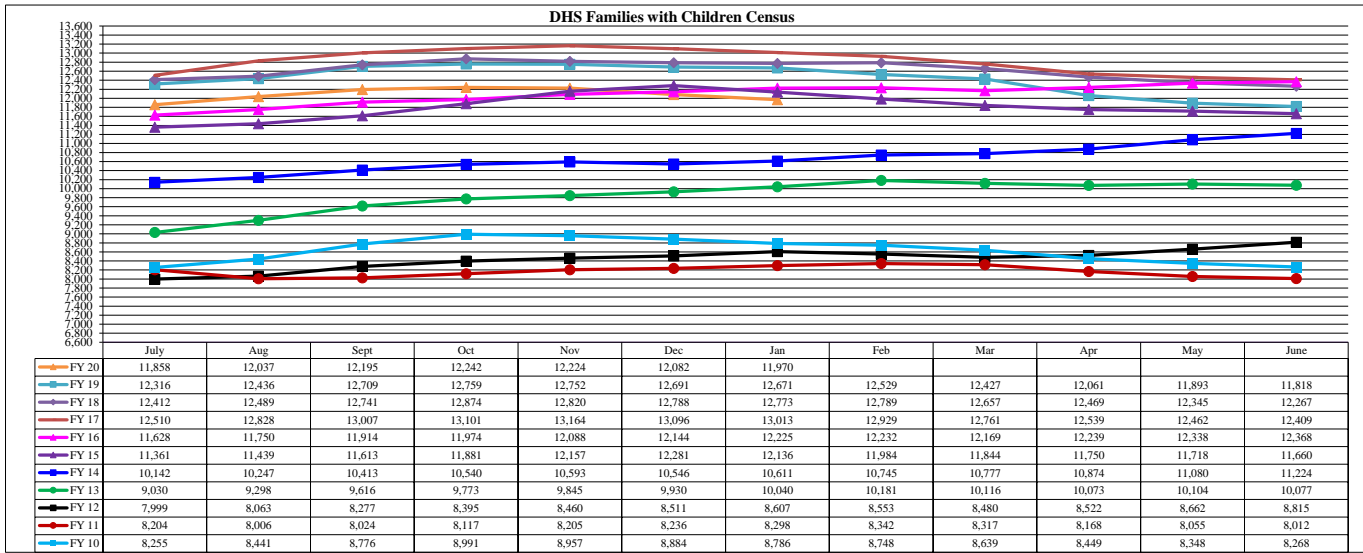
FAMILY INTAKE	
Families Requesting Temporary Housing at PATH	122
Adult Families Requesting Temporary Housing at AFIC	27
Families Placed in Overnight Accommodations	0
Families w/children at PATH Overnight (pre 10PM)	0

TOTAL SHELTER CENSUS	
Adults	38,000
Children	20,742
Total Individuals	58,742

SINGLE ADULT SHELTER CENSUS	
Men	12,580
Women	4,703
Total Single Adults	17,283

FAMILIES WITH CHILDREN CENSUS	
Families	11,566
Adults	15,536
Children	20,742
Individuals	36,278

ADULT FAMILIES CENSUS	
Families	2,459
Individuals (Adults)	5,181



*Due to data conversion the average monthly census for December 2011 and January 2012 for Families with Children and Adult Families is based upon data for a partial month.

DAILY REPORT

2/21/2020

(Data from Thursday, February 20, 2020)

Code Blue

SINGLE ADULTS	
Drop-in Center Clients Served	627
Drop-in Center Overnight Census	279
Faith Bed Census	178
Outreach Contacts	370
Outreach Placements	31
Safe Haven Utilization	1061
Veterans In Short-term Housing	241
Criminal Justice Short-term Housing	218

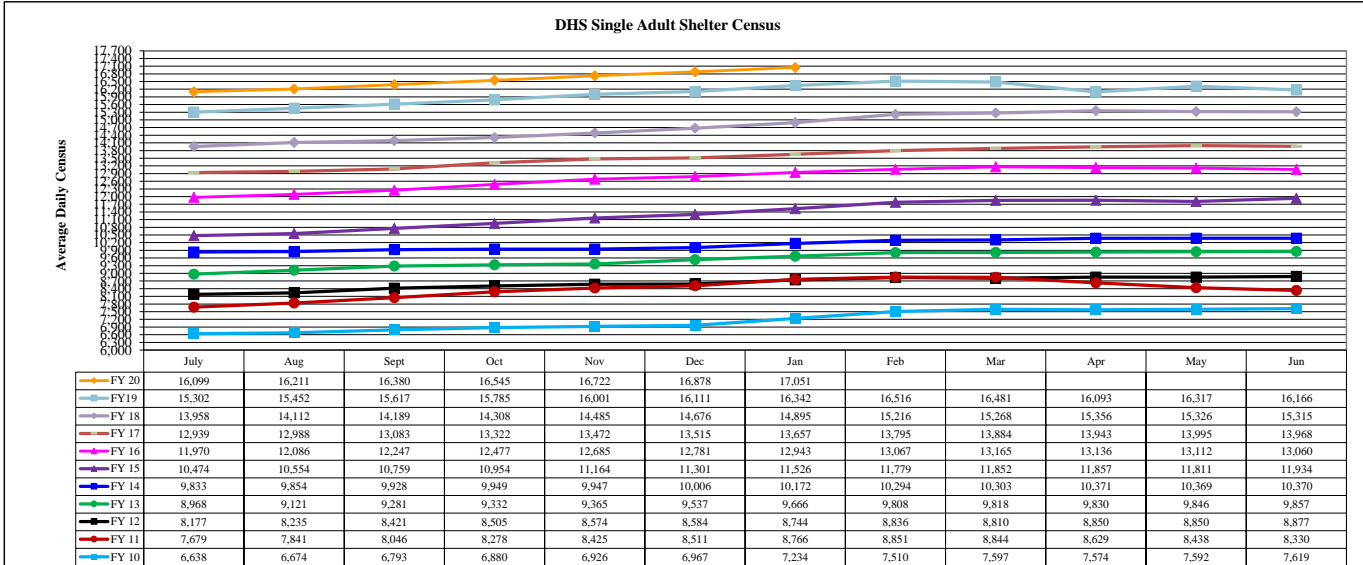
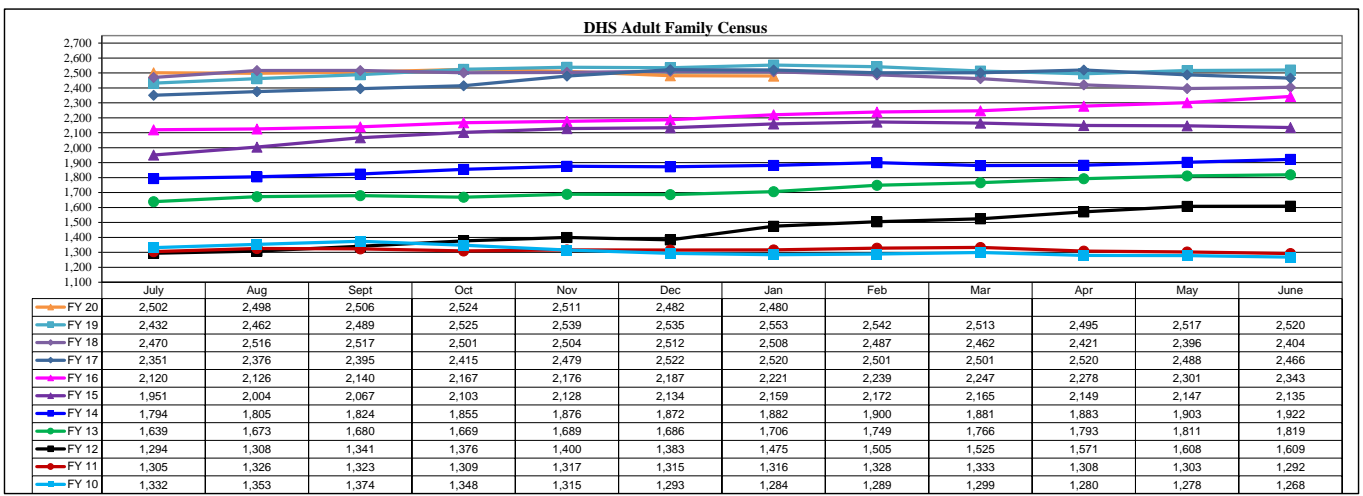
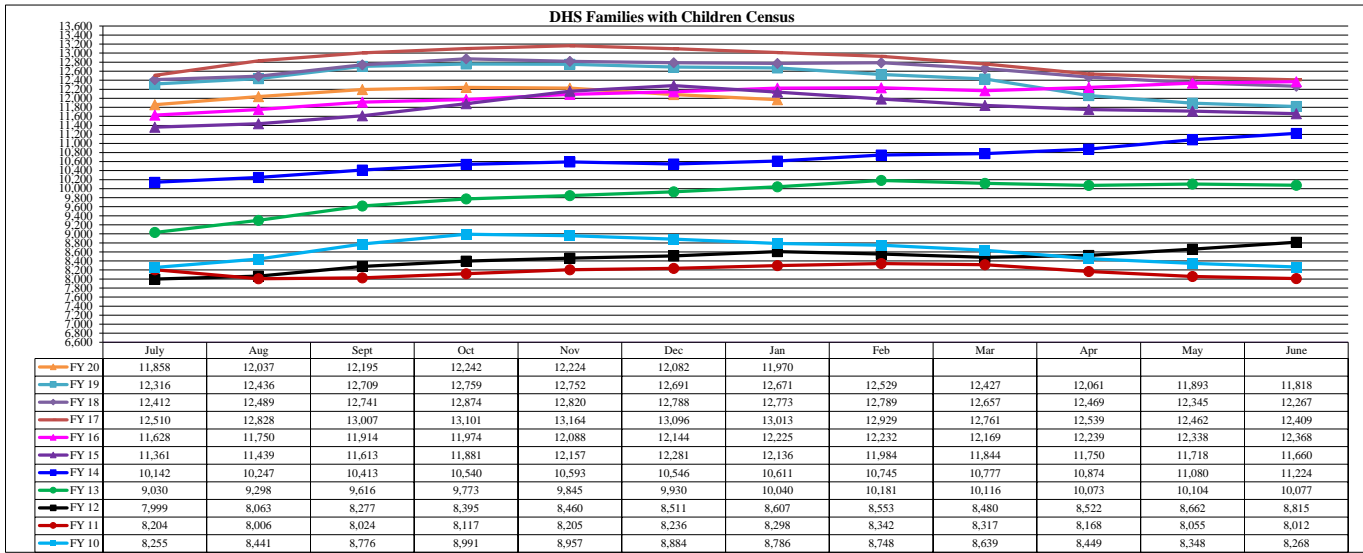
FAMILY INTAKE	
Families Requesting Temporary Housing at PATH	98
Adult Families Requesting Temporary Housing at AFIC	20
Families Placed in Overnight Accommodations	0
Families w/children at PATH Overnight (pre 10PM)	0

TOTAL SHELTER CENSUS	
Adults	37,989
Children	20,730
Total Individuals	58,719

SINGLE ADULT SHELTER CENSUS	
Men	12,603
Women	4,693
Total Single Adults	17,296

FAMILIES WITH CHILDREN CENSUS	
Families	11,554
Adults	15,511
Children	20,730
Individuals	36,241

ADULT FAMILIES CENSUS	
Families	2,459
Individuals (Adults)	5,182



*Due to data conversion the average monthly census for December 2011 and January 2012 for Families with Children and Adult Families is based upon data for a partial month.