

**DAILY REPORT**

4/19/2023

(Data from Tuesday, April 18, 2023)

SINGLE ADULTS	
Drop-in Center Clients Served	648
Drop-in Center Overnight Census	193
Faith Bed Census	35
Outreach Contacts	320
Outreach Placements	41
Safe Haven Utilization	1535
Veterans In Short-term Housing	144
Criminal Justice Short-term Housing (Note: This count is also included in the <b>TOTAL SHELTER CENSUS</b> )	162

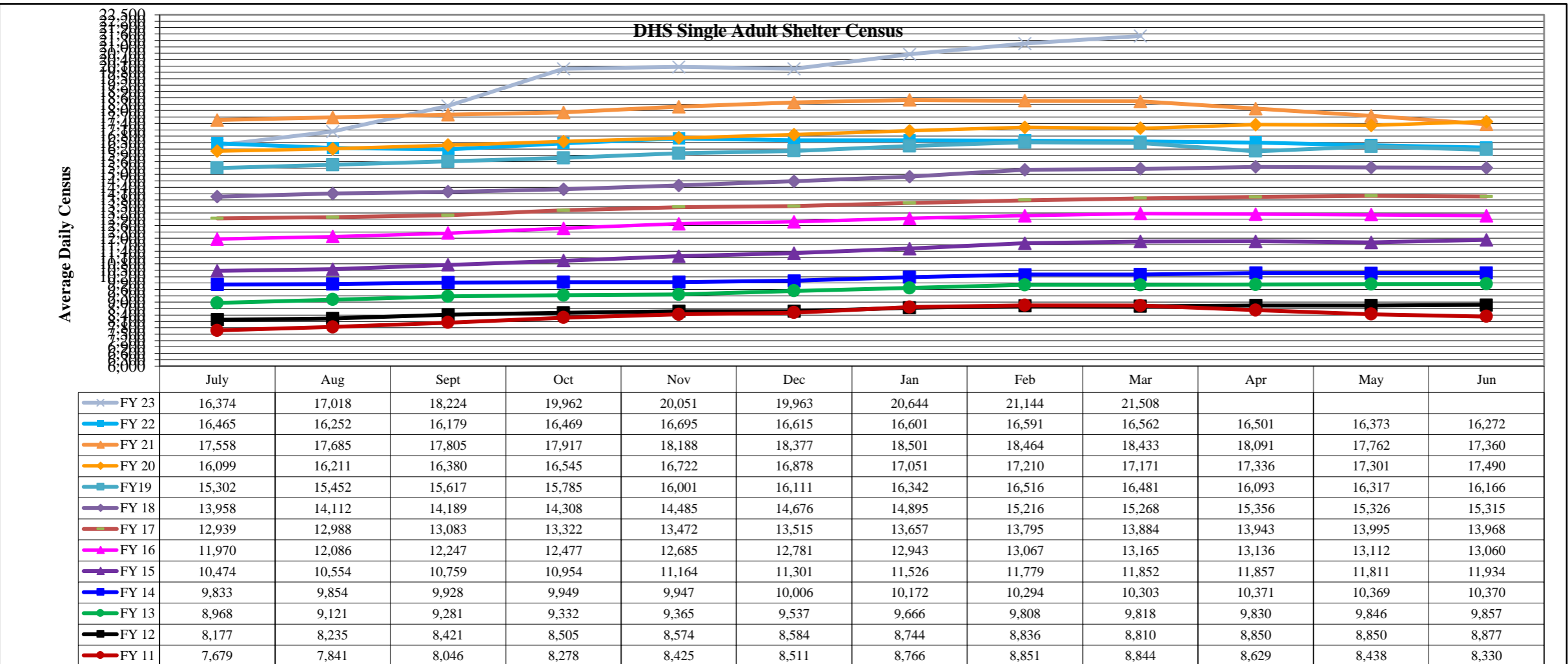
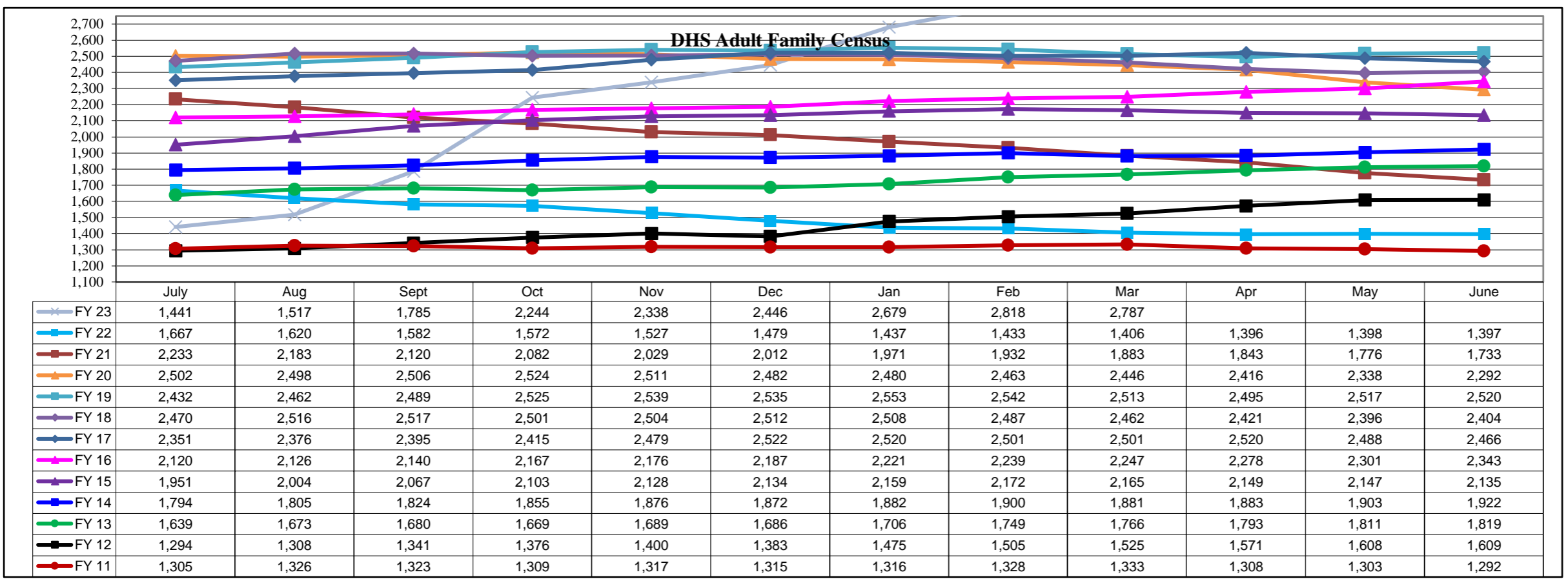
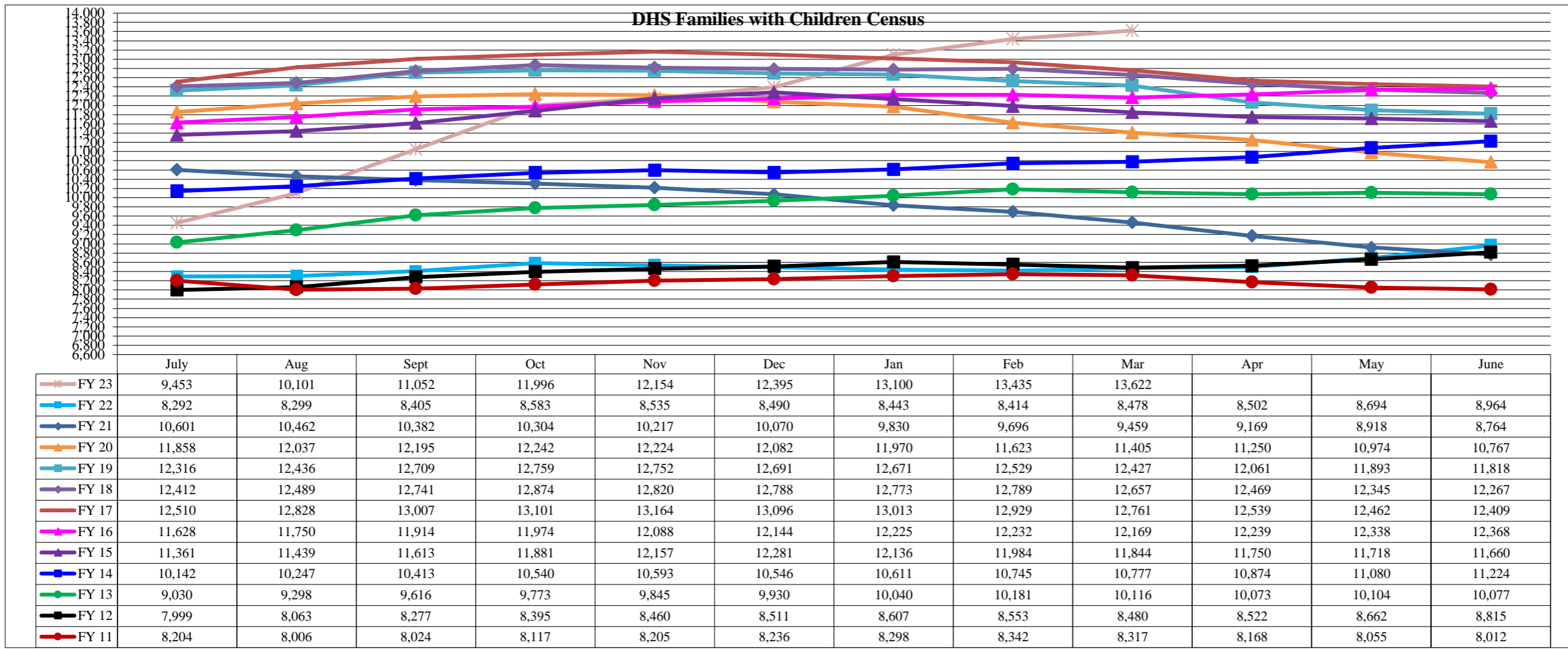
FAMILY INTAKE	
Families with Children Requesting Temporary Housing	176
Adult Families Requesting Temporary Housing	36
Families Placed in Overnight Accommodations	0
Families w/children at PATH Overnight (pre 10PM)	0

TOTAL SHELTER CENSUS	
Adults	50,398
Children	24,258
<b>Total Individuals</b>	<b>74,656</b>

SINGLE ADULTS	
Men	17,581
Women	4,589
<b>Total Single Adults</b>	<b>22,170</b>

FAMILIES WITH CHILDREN	
<b>Families</b>	14,272
Adults	22,115
Children	24,258
<b>Individuals</b>	<b>46,373</b>

ADULT FAMILIES CENSUS	
<b>Families</b>	2,882
<b>Individuals (Adults)</b>	<b>6,113</b>



\*Due to data conversion the average monthly census for December 2011 and January 2012 for Families with Children and Adult Families is based upon data for a partial month.