

**DAILY REPORT**

8/23/2022

(Data from Monday, August 22, 2022)

SINGLE ADULTS	
Drop-in Center Clients Served	493
Drop-in Center Overnight Census	147
Faith Bed Census	28
Outreach Contacts	246
Outreach Placements	22
Safe Haven Utilization	1500
Veterans In Short-term Housing	189
Criminal Justice Short-term Housing	0

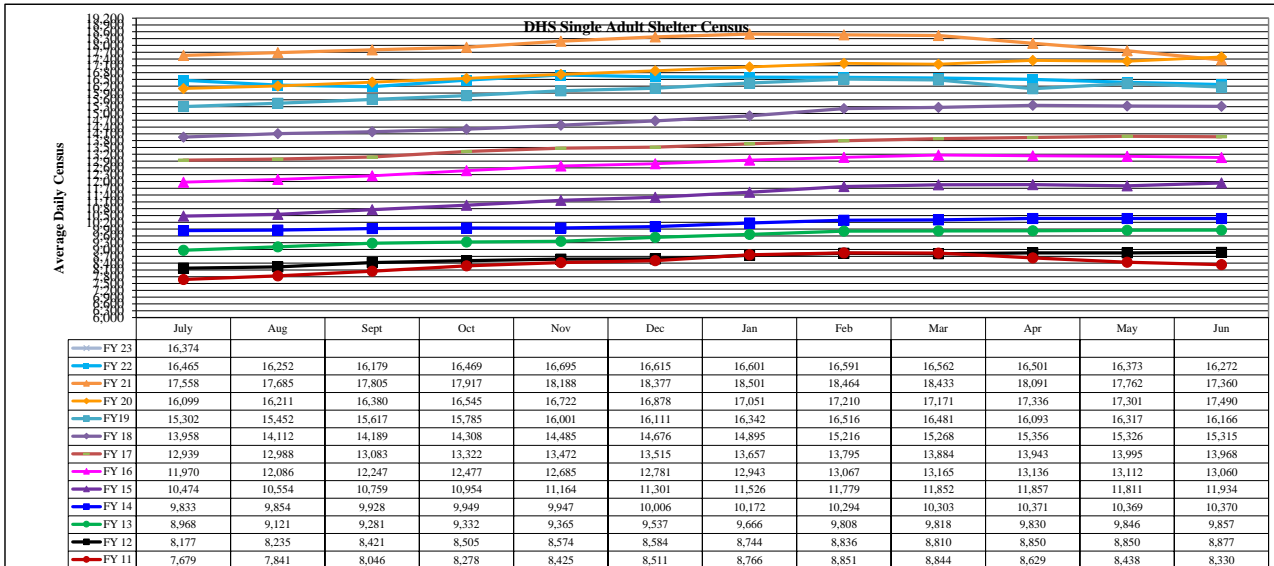
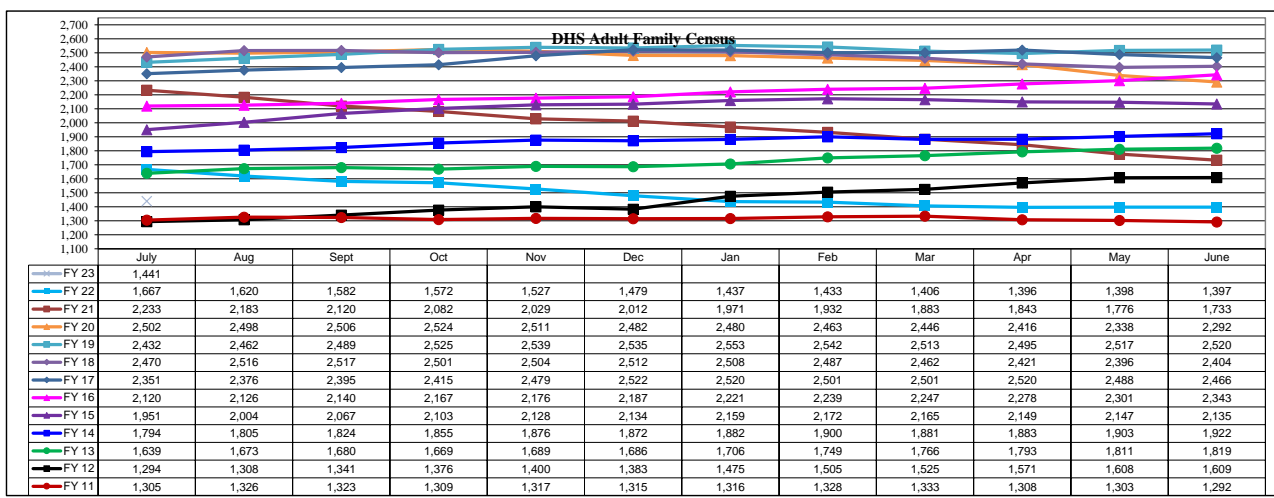
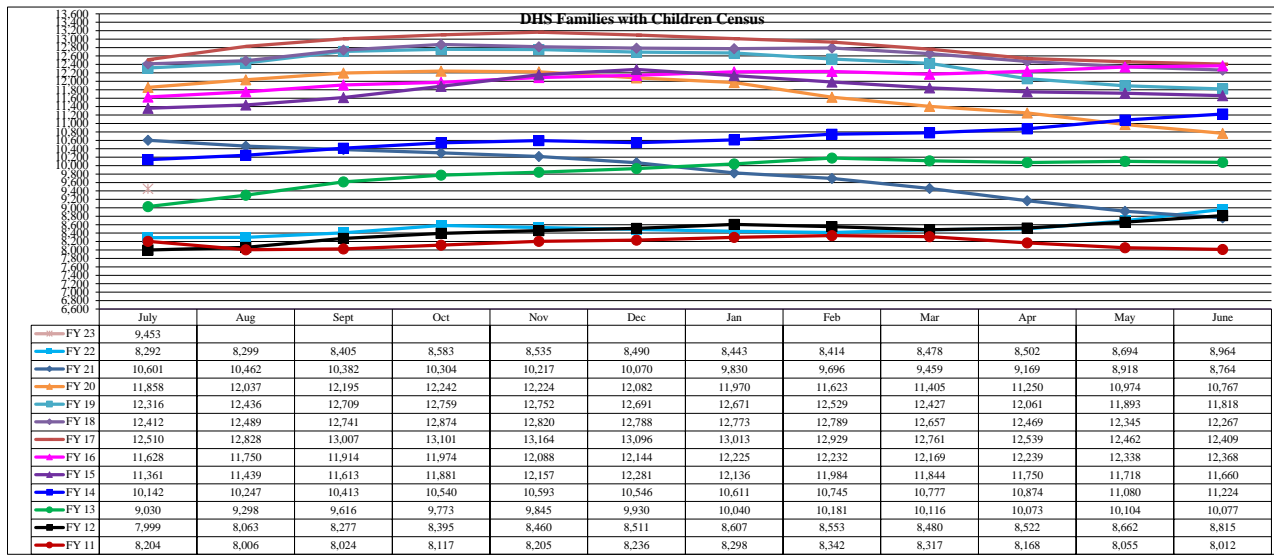
FAMILY INTAKE	
Families Requesting Temporary Housing at PATH	115
Adult Families Requesting Temporary Housing at AFIC	14
Families Placed in Overnight Accommodations	0
Families w/children at PATH Overnight (pre 10PM)	0

TOTAL SHELTER CENSUS	
Adults	34,720
Children	17,220
<b>Total Individuals</b>	<b>51,940</b>

SINGLE ADULTS	
Men	13,048
Women	4,203
<b>Total Single Adults</b>	<b>17,251</b>

FAMILIES WITH CHILDREN	
<b>Families</b>	10,146
Adults	14,213
Children	17,220
<b>Individuals</b>	<b>31,433</b>

ADULT FAMILIES CENSUS	
<b>Families</b>	1,549
<b>Individuals (Adults)</b>	<b>3,256</b>



\*Due to data conversion the average monthly census for December 2011 and January 2012 for Families with Children and Adult Families is based upon data for a partial month.