

**DAILY REPORT**

5/2/2023

(Data from Monday, May 01, 2023)

SINGLE ADULTS	
Drop-in Center Clients Served	337
Drop-in Center Overnight Census	158
Faith Bed Census	19
Outreach Contacts	307
Outreach Placements	32
Safe Haven Utilization	1539
Veterans In Short-term Housing	139
Criminal Justice Short-term Housing (Note: This count is also included in the <b>TOTAL SHELTER CENSUS</b> )	155

4 of 7 sites reporting  
 4 of 7 sites reporting  
 4 of 7 sites reporting

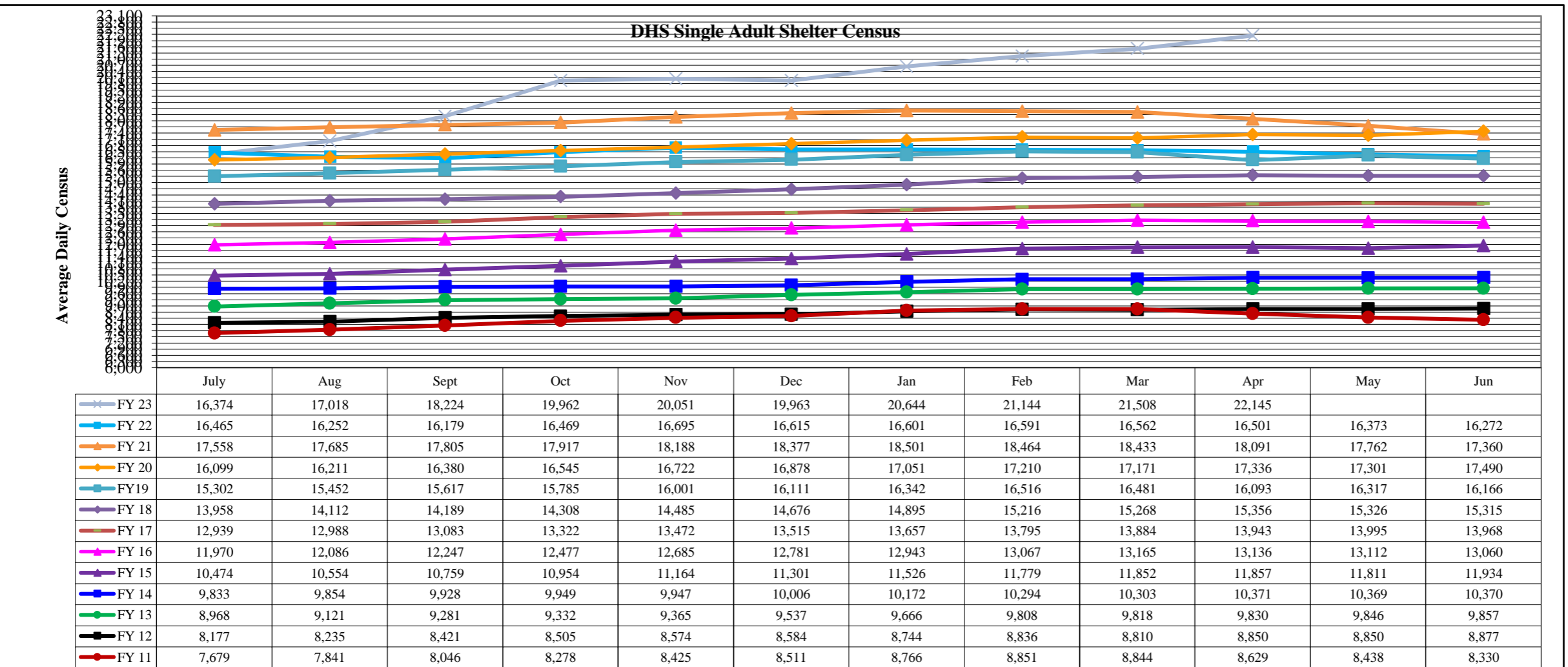
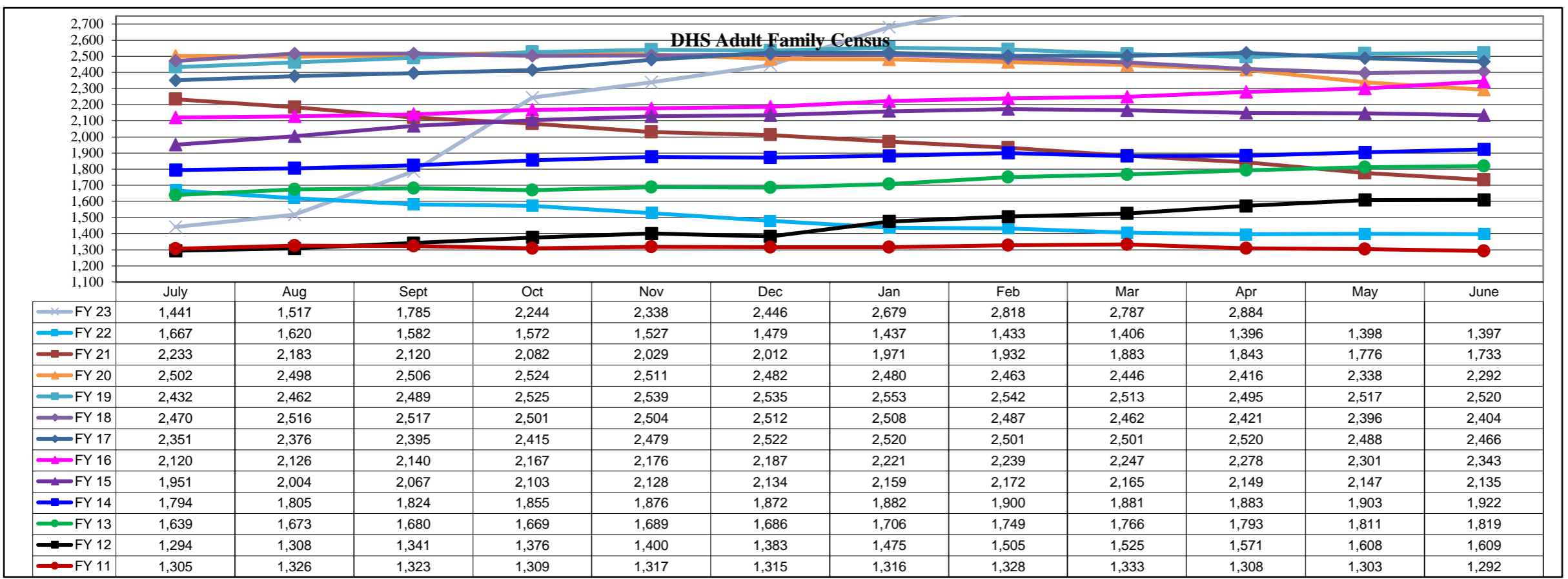
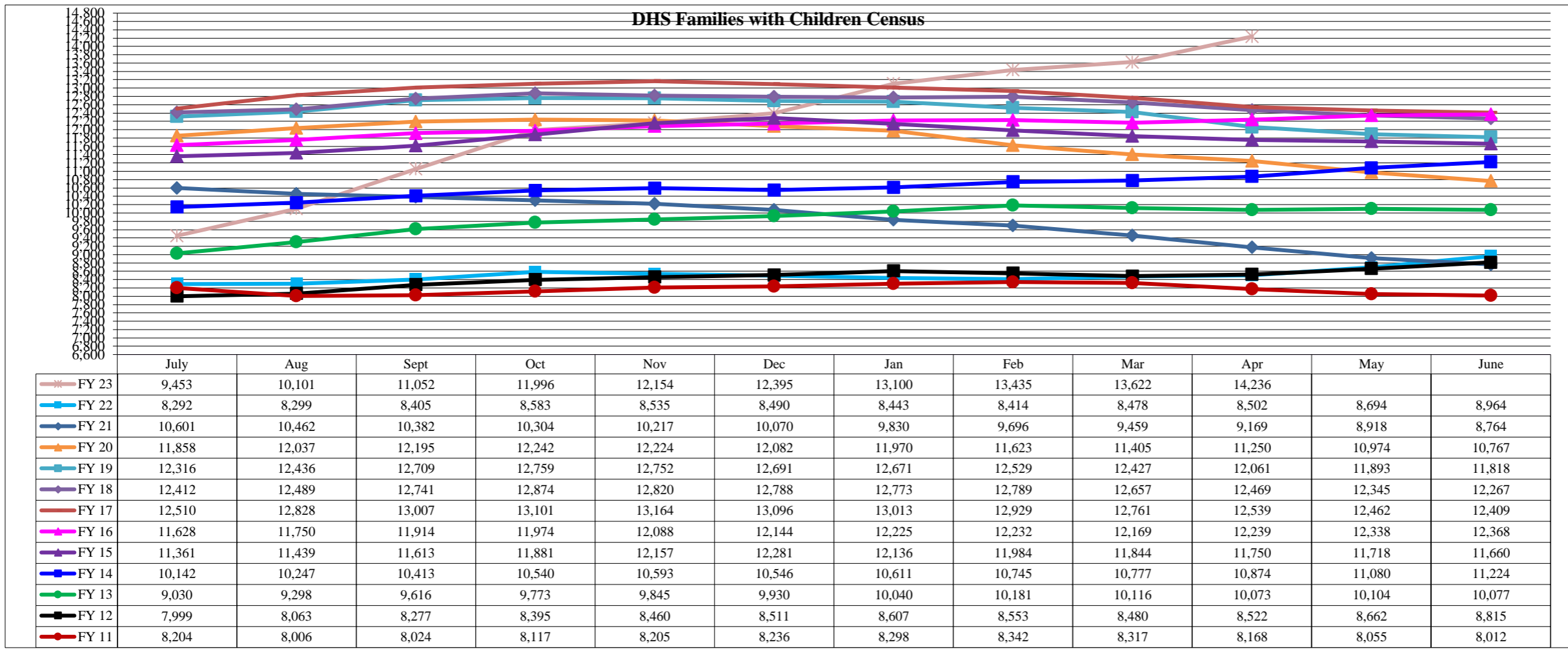
FAMILY INTAKE	
Families with Children Requesting Temporary Housing	205
Adult Families Requesting Temporary Housing	38
Families Placed in Overnight Accommodations	0
Families w/children at PATH Overnight (pre 10PM)	0

TOTAL SHELTER CENSUS	
Adults	51,908
Children	25,112
<b>Total Individuals</b>	<b>77,020</b>

SINGLE ADULTS	
Men	17,982
Women	4,621
<b>Total Single Adults</b>	<b>22,603</b>

FAMILIES WITH CHILDREN	
<b>Families</b>	14,744
Adults	22,998
Children	25,112
<b>Individuals</b>	<b>48,110</b>

ADULT FAMILIES CENSUS	
<b>Families</b>	2,978
<b>Individuals (Adults)</b>	<b>6,307</b>



\*Due to data conversion the average monthly census for December 2011 and January 2012 for Families with Children and Adult Families is based upon data for a partial month.