

**DAILY REPORT**

1/4/2023

(Data from Monday, January 03, 2023)

| SINGLE ADULTS  |      |
|--|------|
| Drop-in Center Clients Served  | 584  |
| Drop-in Center Overnight Census  | 192  |
| Faith Bed Census   | 18   |
| Outreach Contacts  | 340  |
| Outreach Placements  | 22   |
| Safe Haven Utilization   | 1508 |
| Veterans In Short-term Housing   | 214  |
| Criminal Justice Short-term Housing (Note:<br>This count is also included in the <b>TOTAL SHELTER CENSUS</b> ) | 154  |

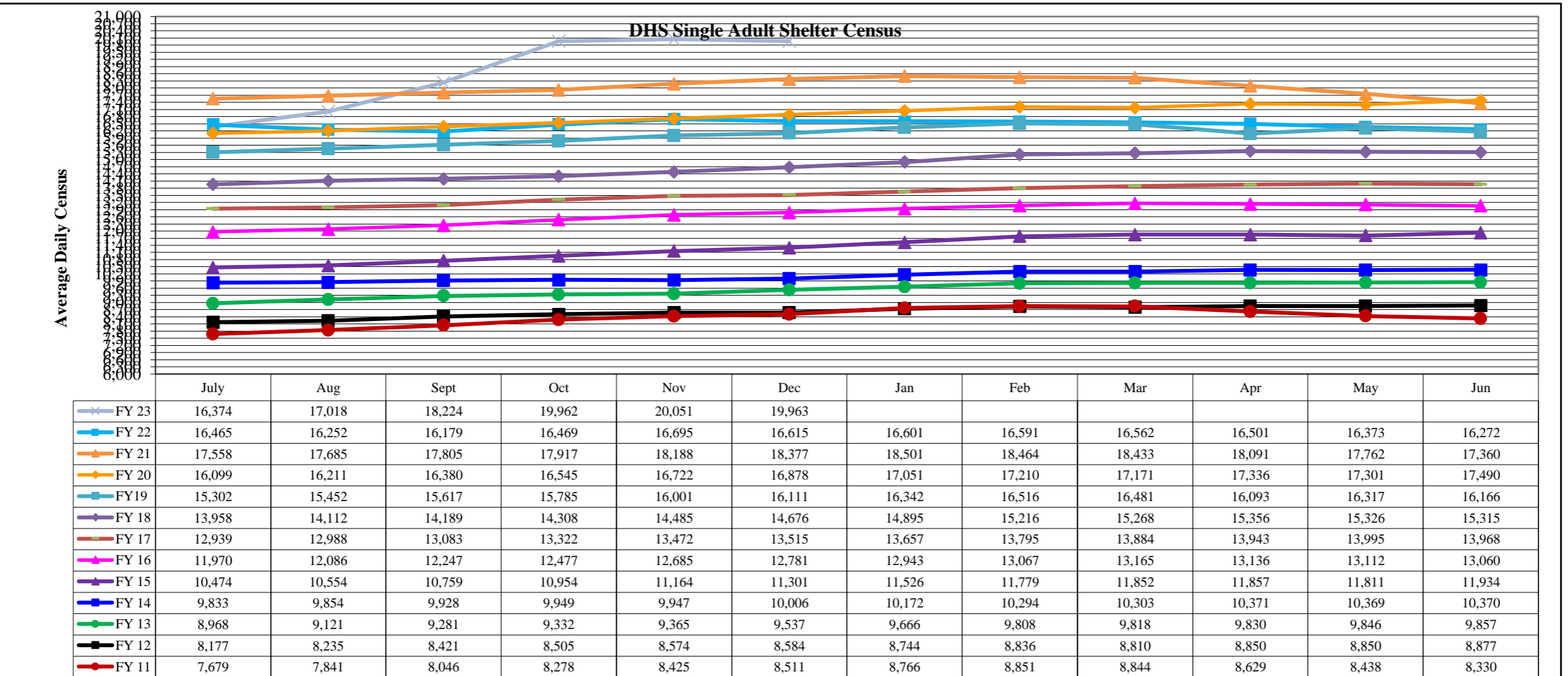
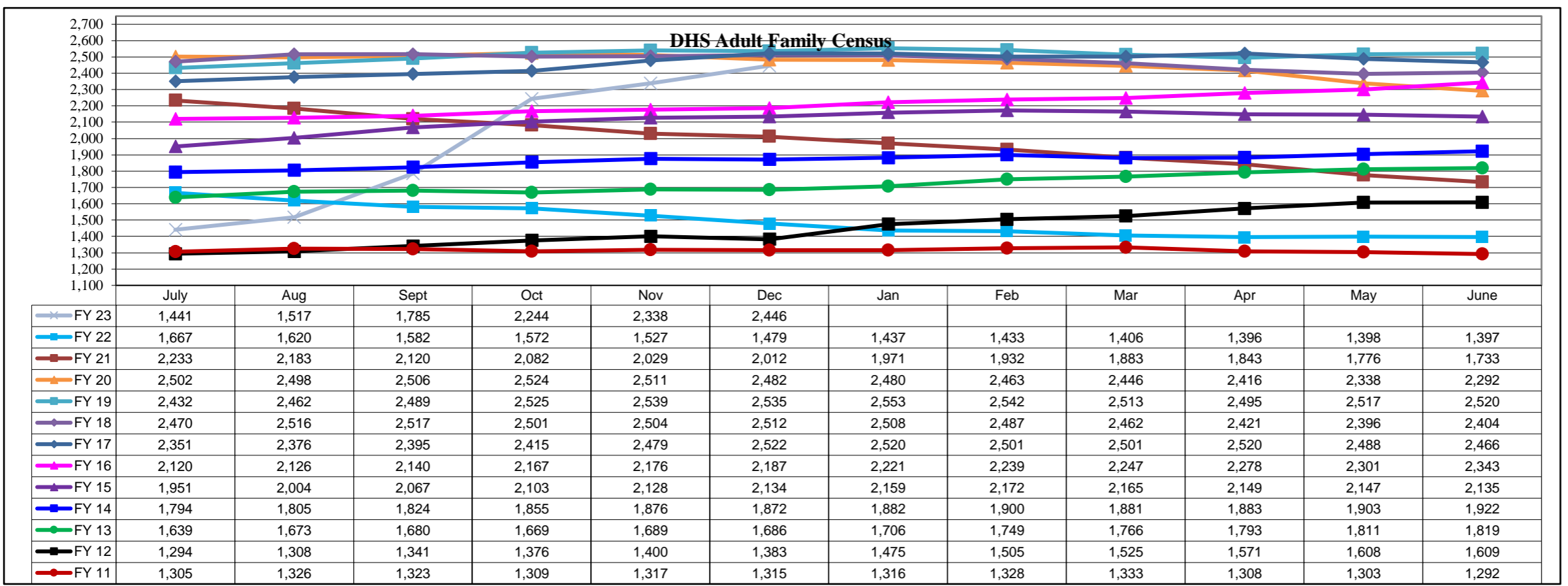
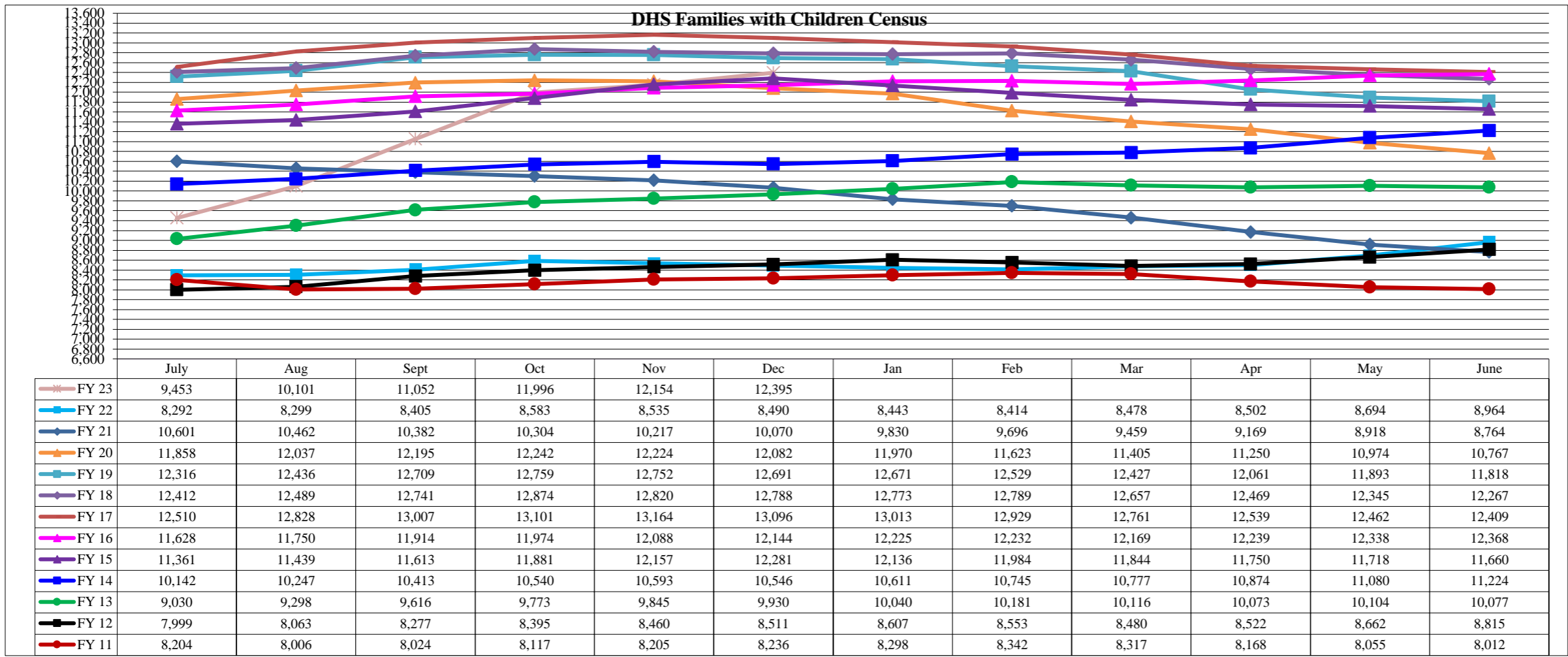
| FAMILY INTAKE                                       |     |
|---|-----|
| Families with Children Requesting Temporary Housing | 167 |
| Adult Families Requesting Temporary Housing         | 34  |
| Families Placed in Overnight Accommodations         | 0   |
| Families w/children at PATH Overnight (pre 10PM)    | 0   |

| TOTAL SHELTER CENSUS     |               |
|--------------------------|---------------|
| Adults                   | 45,175        |
| Children                 | 21,954        |
| <b>Total Individuals</b> | <b>67,129</b> |

| SINGLE ADULTS              |               |
|----------------------------|---------------|
| Men                        | 15,871        |
| Women                      | 4,369         |
| <b>Total Single Adults</b> | <b>20,240</b> |

| FAMILIES WITH CHILDREN |               |
|------------------------|---------------|
| <b>Families</b>        | 12,796        |
| Adults                 | 19,417        |
| Children               | 21,954        |
| <b>Individuals</b>     | <b>41,371</b> |

| ADULT FAMILIES CENSUS       |              |
|-----------------------------|--------------|
| <b>Families</b>             | 2,597        |
| <b>Individuals (Adults)</b> | <b>5,518</b> |



\*Due to data conversion the average monthly census for December 2011 and January 2012 for Families with Children and Adult Families is based upon data for a partial month.