

**DAILY REPORT**

1/25/2021

(Data from Sunday, January 24, 2021)

Code Blue

SINGLE ADULTS	
Drop-in Center Clients Served	491
Drop-in Center Overnight Census	194
Faith Bed Census	38
Outreach Contacts	286
Outreach Placements	13
Safe Haven Utilization	1128
Veterans In Short-term Housing	207
Criminal Justice Short-term Housing	101

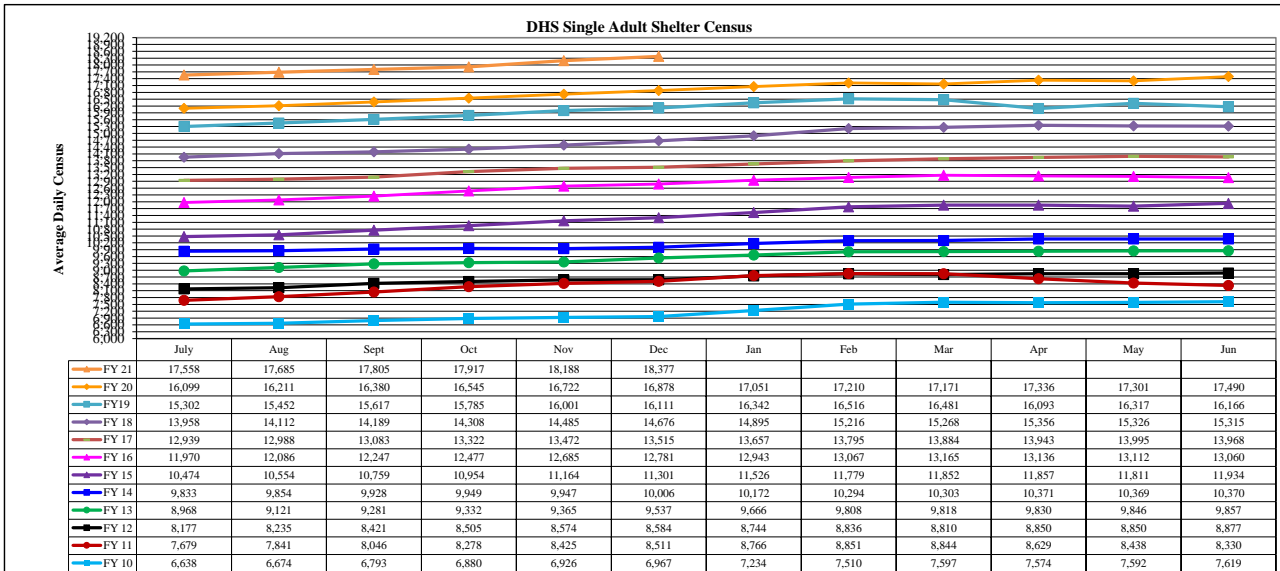
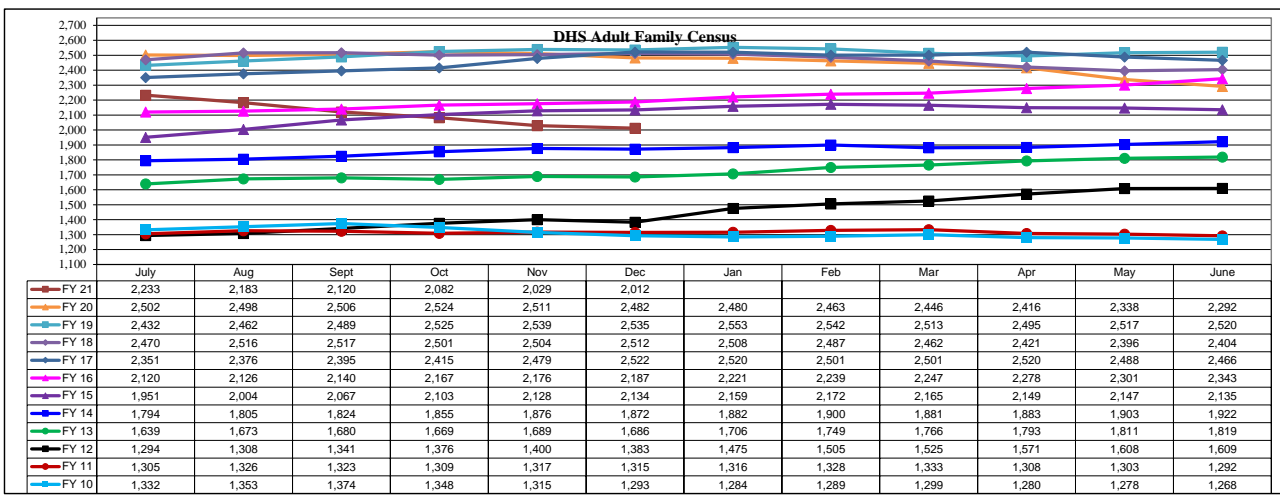
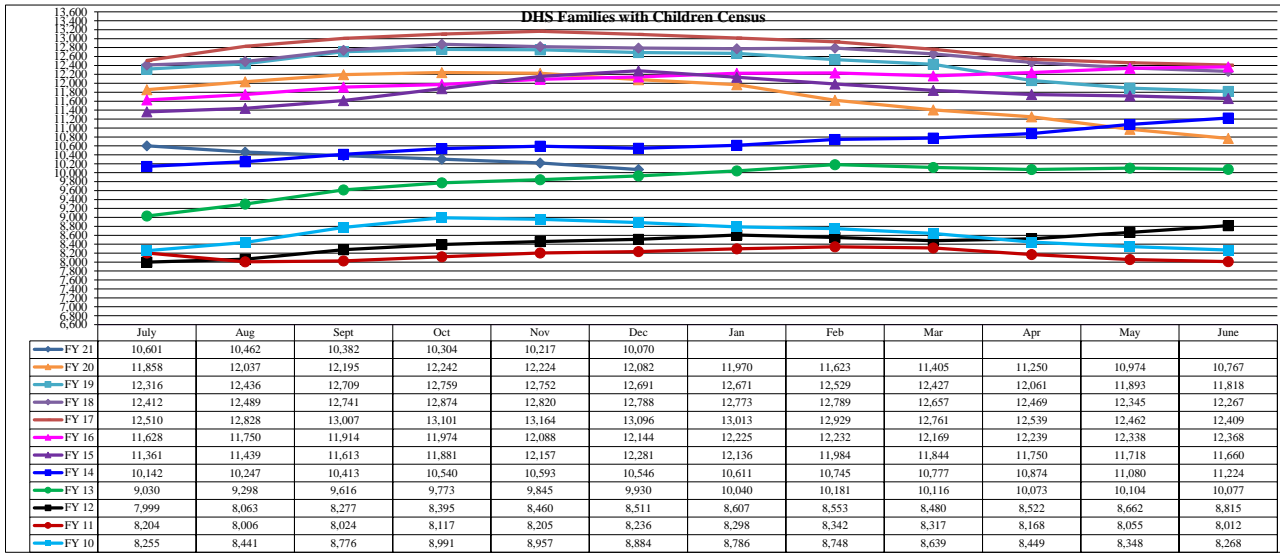
FAMILY INTAKE	
Families Requesting Temporary Housing at PATH	90
Adult Families Requesting Temporary Housing at AFIC	11
Families Placed in Overnight Accommodations	0
Families w/children at PATH Overnight (pre 10PM)	0

TOTAL SHELTER CENSUS	
Adults	35,664
Children	17,209
<b>Total Individuals</b>	<b>52,873</b>

SINGLE ADULTS	
Men	14,026
Women	4,574
<b>Total Single Adults</b>	<b>18,600</b>

FAMILIES WITH CHILDREN	
Families	9,818
Adults	12,940
Children	17,209
<b>Individuals</b>	<b>30,149</b>

ADULT FAMILIES CENSUS	
Families	1,955
<b>Individuals (Adults)</b>	<b>4,124</b>



\*Due to data conversion the average monthly census for December 2011 and January 2012 for Families with Children and Adult Families is based upon data for a partial month.