

DAILY REPORT

4/14/2021

(Data from Tuesday, April 13, 2021)

SINGLE ADULTS	
Drop-in Center Clients Served	277
Drop-in Center Overnight Census	95
Faith Bed Census	20
Outreach Contacts	360
Outreach Placements	11
Safe Haven Utilization	1111
Veterans In Short-term Housing	211
Criminal Justice Short-term Housing	100

(5 of 6 sites reported)
 (5 of 6 sites reported)
 (5 of 6 sites reported)

FAMILY INTAKE	
Families Requesting Temporary Housing at PATH	123
Adult Families Requesting Temporary Housing at AFIC	21
Families Placed in Overnight Accommodations	0
Families w/children at PATH Overnight (pre 10PM)	0

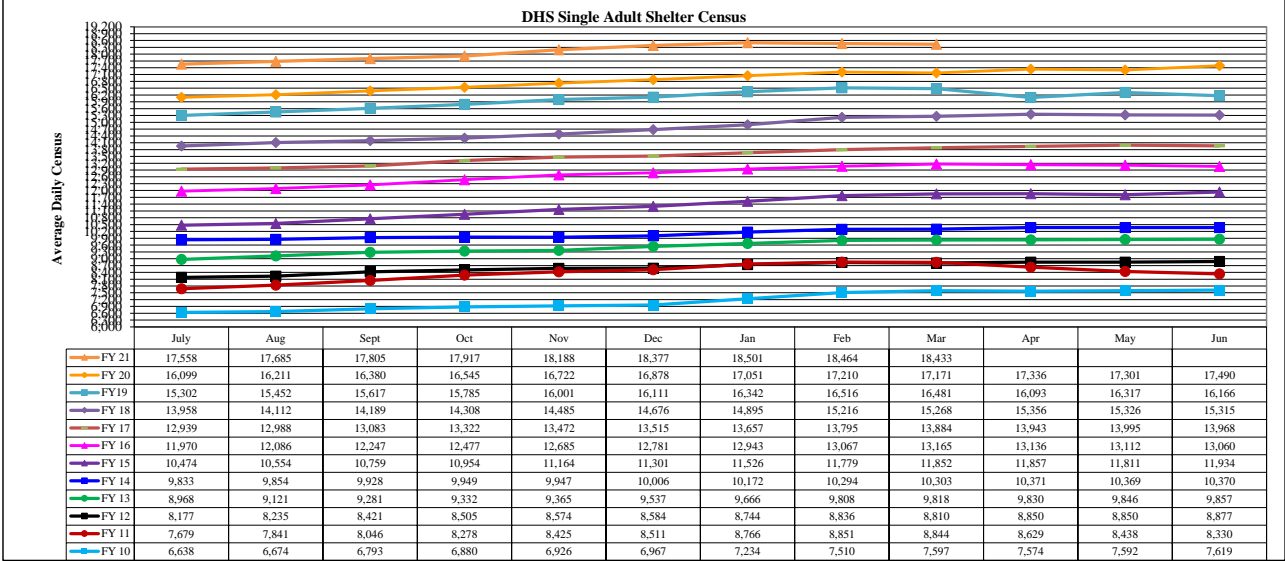
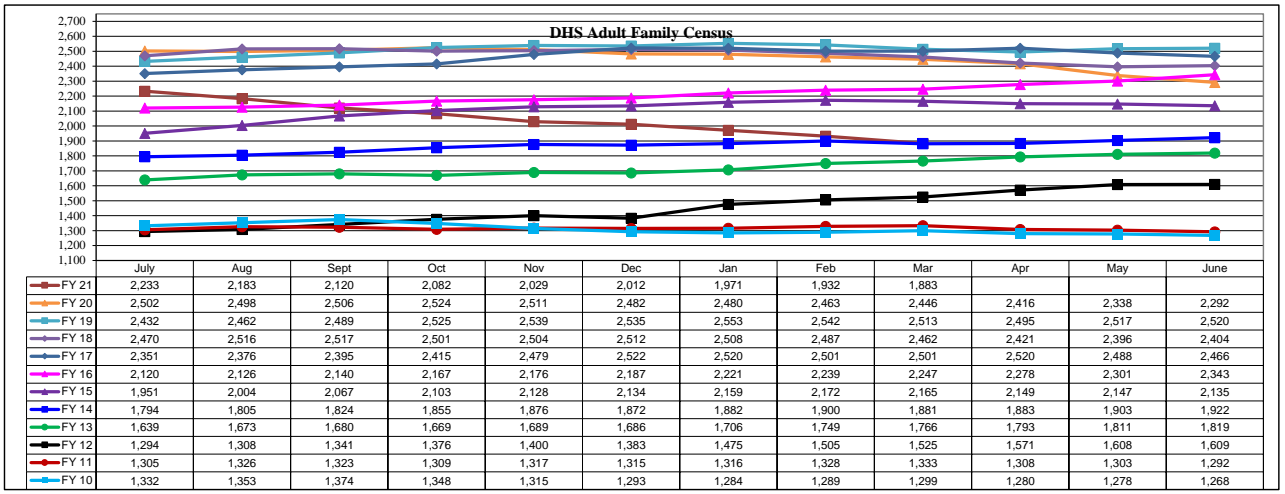
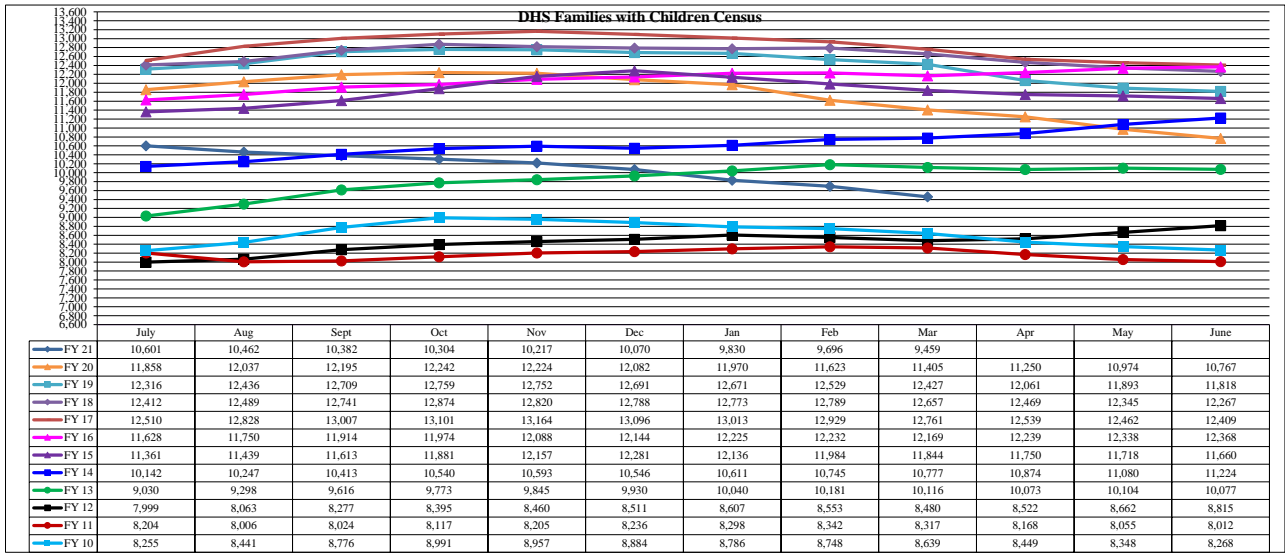
TOTAL SHELTER CENSUS	
Adults	34,123
Children	15,992
Total Individuals	50,115

SINGLE ADULTS	
Men	13,727
Women	4,403
Total Single Adults	18,130

FAMILIES WITH CHILDREN	
Families	9,185
Adults	12,111
Children	15,992
Individuals	28,103

ADULT FAMILIES CENSUS	
Families	1,843
Individuals (Adults)	3,882

x



*Due to data conversion the average monthly census for December 2011 and January 2012 for Families with Children and Adult Families is based upon data for a partial month.