

CHS Access Report: October 2021

Version: 2/7/2022



Correctional Health Services

I. Table of Contents

Contents

I. Table of Contents.....	2
II. Data Dictionary	3
III. Summary Data.....	4
IV. AMKC.....	5
V. EMTC.....	6
VI. GRVC	7
VII. NIC.....	8
VIII. OBCC	9
IX. RMSC.....	10
X. RNDC.....	11
XI. VCBC.....	12
XII. WF	13

II. Data Dictionary

1	CHS Intakes (New Jail Admissions)	Definition
1.1	Completed CHS Intakes	Number of new jail admission intake encounters completed by CHS providers
1.2	Average time to completion once known to CHS (hours)	Number of hours between check-in by DOC and check-out by CHS for completed intake encounters (1.1)

2	Referrals made to mental health service	Definition
2.1	Referrals made to mental health service	All book and cases with an initial referral to mental health in reporting month. Facility-specific reports reference the housing facility at the time of the mental health referral was made.
2.2	Referrals seen within 72 hours	For all book and cases where an initial referral to mental health occurs in reporting month (2.1), total number of book and cases who had a mental health intake or psychiatric assessment where encounter date was <=72 hours from referral date.
2.3	Percent seen within 72 hours	2.2 divided by 2.1

3	Scheduled services by discipline with outcomes	Definition
		-Shows direct, scheduled service encounters, total overall and by discipline, and disaggregates by outcome category recorded (N, %). Excludes encounters scheduled for discharged patients. -Specialty Clinic-On-Island encounters are for the following specialties: Audiology, Cardiology, Dermatology, Dialysis, ENT, Gynecology, Hand Specialist, ID Specialist, Nephrology, Neurology, Optometry, Orthopedic, Podiatry, Post Partum, Pre-Natal, Rehab Physical Therapy, Reproduction, Surgery -Specialty Clinic-Off-Island encounters are for the following specialties: Audiology, Breast, Cardiology, Cardiovascular, Chest, Dermatology, Endocrinology, ENT, Gastroenterology, General Surgery, Gynecology, Hand, Hematology, ID/Virology, Neurosurgery, Oncology, Ophthalmology, Oral Surgery, Orthopedic, Pain Management, Plastic Surgery, Podiatry, Renal, Rheumatology, Trauma, Urology, Vascular

4	Outcome Metrics	Definition
4.1	Percent completed	Sum of scheduled service outcomes "Seen" and "Refused & Verified" divided by "Total Scheduled Services"

5	Unscheduled Services	Definition
5.1	Sick call completed	Number of sick call encounters completed by CHS

Correctional Health Services

III. Summary Data

1	CHS Intakes (New Jail Admissions)	N
1.1	Completed CHS Intakes	1163
1.2	Average time to completion once known to CHS (hours)	4.2

2	Referrals made to mental health service	N
2.1	Referrals made to mental health service	214
2.2	Referrals seen within 72 hours	126
2.3	Percent seen within 72 hours	59%

3	Scheduled Services	Medical		Nursing		Mental Health		Reentry Services		Dental/Oral Surgery		Specialty Clinic - On Island		Specialty Clinic - Off Island		Substance Use		Total	
		N	%	N	%	N	%	N	%	N	%	N	%	N	%	N	%	N	%
	Service Outcomes																		
	Seen	3346	78%	24966	72%	8271	57%	4314	70%	354	20%	691	33%	117	19%	802	76%	42861	66%
	Refused & Verified	641	15%	2431	7%	145	1%	326	5%	105	6%	160	8%	55	9%	0	0%	3863	6%
	Not Produced	289	7%	7284	21%	5241	36%	1441	23%	1279	74%	1149	55%	374	60%	250	24%	17307	27%
	Rescheduled by CHS	32	1%	17	0%	831	6%	113	2%	1	0%	79	4%	46	7%	0	0%	1119	2%
	Rescheduled by Hospital	N/A	N/A	N/A	N/A	N/A	N/A	N/A	N/A	N/A	N/A	N/A	N/A	30	5%	N/A	N/A	30	0%
	Total Scheduled Services	4308	100%	34698	100%	14488	100%	6194	100%	1739	100%	2079	100%	622	100%	1052	100%	65180	100%

4	Outcome Metrics	Medical	Nursing	Mental Health	Reentry Services	Dental/Oral Surgery	Specialty Clinic - On	Specialty Clinic - Off	Substance Use	Total
4.1	Percent completed	93%	79%	58%	75%	26%	41%	28%	76%	72%

5	Unscheduled Services	N
5.1	Sick Call Completed	4299

Correctional Health Services

IV. AMKC

1	CHS Intakes (New Jail Admissions)	N
1.1	Completed CHS Intakes	18
1.2	Average time to completion once known to CHS (hours)	8.6

2	Referrals made to mental health service	N
2.1	Referrals made to mental health service	0
2.2	Referrals seen within 72 hours	0
2.3	Percent seen within 72 hours	

3	Scheduled Services	Medical		Nursing		Mental Health		Reentry Services		Dental/Oral Surgery		Specialty Clinic - On Island		Specialty Clinic - Off Island		Substance Use		Total	
		Medical		Nursing		Mental Health		Social Work		Dental		On-Island		Off-island		Substance Use		Total	
	Service Outcomes	N	%	N	%	N	%	N	%	N	%	N	%	N	%	N	%	N	%
	Seen	311	75%	4876	62%	3010	67%	1792	76%	68	11%	131	23%	36	16%	292	65%	10516	62%
	Refused & Verified	53	13%	120	2%	16	0%	151	6%	9	1%	9	2%	12	5%	0	0%	370	2%
	Not Produced by DOC	51	12%	2926	37%	1274	28%	413	18%	527	87%	414	73%	153	69%	160	35%	5918	35%
	Rescheduled by CHS	0	0%	2	0%	202	4%	3	0%	0	0%	14	2%	15	7%	0	0%	236	1%
	Rescheduled by Hospital	N/A	N/A	N/A	N/A	N/A	N/A	N/A	N/A	N/A	N/A	N/A	N/A	7	3%	N/A	N/A	7	0%
	Total Scheduled Services	415	100%	7924	100%	4502	100%	2359	100%	604	100%	568	100%	223	100%	452	100%	17047	100%

4	Outcome Metrics	Medical	Nursing	Mental Health	Reentry Services	Dental/Oral Surgery	Specialty Clinic - On	Specialty Clinic - Off	Substance Use	Total
4.1	Percent completed	88%	63%	67%	82%	13%	25%	22%	65%	64%

5	Unscheduled Services	N
5.1	Sick Call Completed	1018

V. EMTC

1	CHS Intakes (New Jail Admissions)	N
1.1	Completed CHS Intakes	1068
1.2	Average time to completion once known to CHS (hours)	4.0

2	Referrals made to mental health service	N
2.1	Referrals made to mental health service	193
2.2	Referrals seen within 72 hours	114
2.3	Percent seen within 72 hours	59%

3	Scheduled Services	Medical		Nursing		Mental Health		Reentry Services		Dental/Oral Surgery		Specialty Clinic - On		Specialty Clinic - Off		Substance Use		Total	
	Service Outcomes	N	%	N	%	N	%	N	%	N	%	N	%	N	%	N	%	N	%
	Seen	164	63%	3088	75%	644	64%	407	65%	0	0%	0	0%	1	100%	278	91%	4582	73%
	Refused & Verified	88	34%	380	9%	13	1%	26	4%	0	0%	0	0%	0	0%	0	0%	507	8%
	Not Produced by DOC	7	3%	630	15%	296	29%	195	31%	1	100%	2	100%	0	0%	29	9%	1160	18%
	Rescheduled by CHS	1	0%	0	0%	52	5%	1	0%	0	0%	0	0%	0	0%	0	0%	54	1%
	Rescheduled by Hospital	N/A	N/A	N/A	N/A	N/A	N/A	N/A	N/A	N/A	N/A	N/A	N/A	0	0%	N/A	N/A	0	0%
	Total Scheduled Services	260	100%	4098	100%	1005	100%	629	100%	1	100%	2	100%	1	100%	307	100%	6303	100%

4	Outcome Metrics	Medical	Nursing	Mental Health	Reentry Services	Dental/Oral Surgery	Specialty Clinic - On	Specialty Clinic - Off	Substance Use	Total
4.1	Percent completed	97%	85%	65%	69%	0%	0%	100%	91%	81%

5	Unscheduled Services	N
5.1	Sick Call Completed	386

Correctional Health Services

VI. GRVC

1	CHS Intakes (New Jail Admissions)	N
1.1	Completed CHS Intakes	0
1.2	Average time to completion once known to CHS (hours)	0.0

2	Referrals made to mental health service	N
2.1	Referrals made to mental health service	0
2.2	Referrals seen within 72 hours	0
2.3	Percent seen within 72 hours	

3	Scheduled Services	Medical		Nursing		Mental Health		Reentry Services		Dental/Oral Surgery		Specialty Clinic - On		Specialty Clinic - Off		Substance Use		Total	
	Service Outcomes	N	%	N	%	N	%	N	%	N	%	N	%	N	%	N	%	N	%
	Seen	344	86%	2072	53%	1455	71%	451	78%	44	15%	30	12%	9	22%	26	100%	4431	58%
	Refused & Verified	41	10%	394	10%	7	0%	24	4%	18	6%	0	0%	1	2%	0	0%	485	6%
	Not Produced by DOC	17	4%	1461	37%	496	24%	104	18%	227	79%	221	85%	28	68%	0	0%	2554	34%
	Rescheduled by CHS	0	0%	4	0%	105	5%	1	0%	0	0%	8	3%	1	2%	0	0%	119	2%
	Rescheduled by Hospital	N/A	N/A	N/A	N/A	N/A	N/A	N/A	N/A	N/A	N/A	N/A	N/A	2	5%	N/A	N/A	2	0%
	Total Scheduled Services	402	100%	3931	100%	2063	100%	580	100%	289	100%	259	100%	41	100%	26	100%	7591	100%

4	Outcome Metrics	Medical	Nursing	Mental Health	Reentry Services	Dental/Oral Surgery	Specialty Clinic - On	Specialty Clinic - Off	Substance Use	Total
4.1	Percent completed	96%	63%	71%	82%	21%	12%	24%	100%	65%

5	Unscheduled Services	N
5.1	Sick Call Completed	637

VII. NIC

1	CHS Intakes (New Jail Admissions)	N
1.1	Completed CHS Intakes	0
1.2	Average time to completion once known to CHS (hours)	0.0

2	Referrals made to mental health service	N
2.1	Referrals made to mental health service	0
2.2	Referrals seen within 72 hours	0
2.3	Percent seen within 72 hours	

3	Scheduled Services	Medical		Nursing		Mental Health		Reentry Services		Dental/Oral Surgery		Specialty Clinic - On		Specialty Clinic - Off		Substance Use		Total	
	Service Outcomes	N	%	N	%	N	%	N	%	N	%	N	%	N	%	N	%	N	%
	Seen	860	94%	5658	88%	281	56%	140	62%	27	29%	146	50%	46	30%	15	100%	7173	83%
	Refused & Verified	52	6%	551	9%	11	2%	8	4%	16	17%	21	7%	31	20%	0	0%	690	8%
	Not Produced by DOC	5	1%	238	4%	141	28%	31	14%	49	53%	95	32%	48	31%	0	0%	607	7%
	Rescheduled by CHS	0	0%	2	0%	73	14%	46	20%	0	0%	31	11%	15	10%	0	0%	167	2%
	Rescheduled by Hospital	N/A	N/A	N/A	N/A	N/A	N/A	N/A	N/A	N/A	N/A	N/A	N/A	15	10%	N/A	N/A	15	0%
	Total Scheduled Services	917	100%	6449	100%	506	100%	225	100%	92	100%	293	100%	155	100%	15	100%	8652	100%

4	Outcome Metrics	Medical	Nursing	Mental Health	Reentry Services	Dental/Oral Surgery	Specialty Clinic - On	Specialty Clinic - Off	Substance Use	Total
4.1	Percent completed	99%	96%	58%	66%	47%	57%	50%	100%	91%

5	Unscheduled Services	N
5.1	Sick Call Completed	462

Correctional Health Services

VIII. OBCC

1	CHS Intakes (New Jail Admissions)	N
1.1	Completed CHS Intakes	1
1.2	Average time to completion once known to CHS (hours)	3.1

2	Referrals made to mental health service	N
2.1	Referrals made to mental health service	9
2.2	Referrals seen within 72 hours	2
2.3	Percent seen within 72 hours	22%

3	Scheduled Services	Medical		Nursing		Mental Health		Reentry Services		Dental/Oral Surgery		Specialty Clinic - On		Specialty Clinic - Off		Substance Use		Total	
	Service Outcomes	N	%	N	%	N	%	N	%	N	%	N	%	N	%	N	%	N	%
	Seen	202	88%	1116	61%	429	41%	287	64%	56	26%	27	19%	0	0%	84	59%	2201	54%
	Refused & Verified	22	10%	375	20%	14	1%	40	9%	3	1%	0	0%	0	0%	0	0%	454	11%
	Not Produced by DOC	5	2%	349	19%	579	55%	118	27%	160	73%	109	76%	36	100%	59	41%	1415	34%
	Rescheduled by CHS	0	0%	0	0%	27	3%	0	0%	0	0%	7	5%	0	0%	0	0%	34	1%
	Rescheduled by Hospital	N/A	N/A	N/A	N/A	N/A	N/A	N/A	N/A	N/A	N/A	N/A	N/A	0	0%	N/A	N/A	0	0%
	Total Scheduled Services	229	100%	1840	100%	1049	100%	445	100%	219	100%	143	100%	36	100%	143	100%	4104	100%

4	Outcome Metrics	Medical	Nursing	Mental Health	Reentry Services	Dental/Oral Surgery	Specialty Clinic - On	Specialty Clinic - Off	Substance Use	Total
4.1	Percent completed	98%	81%	42%	73%	27%	19%	0%	59%	65%

5	Unscheduled Services	N
5.1	Sick Call Completed	362

Correctional Health Services

IX. RMSC

1	CHS Intakes (New Jail Admissions)	N
1.1	Completed CHS Intakes	74
1.2	Average time to completion once known to CHS (hours)	6.6

2	Referrals made to mental health service	N
2.1	Referrals made to mental health service	11
2.2	Referrals seen within 72 hours	10
2.3	Percent seen within 72 hours	91%

3	Scheduled Services	Medical		Nursing		Mental Health		Reentry Services		Dental/Oral Surgery		Specialty Clinic - On		Specialty Clinic - Off		Substance Use		Total	
	Service Outcomes	N	%	N	%	N	%	N	%	N	%	N	%	N	%	N	%	N	%
	Seen	629	80%	1852	74%	1198	88%	556	86%	60	47%	205	67%	1	14%	66	99%	4567	78%
	Refused & Verified	85	11%	227	9%	37	3%	16	2%	31	24%	19	6%	2	29%	0	0%	417	7%
	Not Produced by DOC	46	6%	424	17%	117	9%	69	11%	37	29%	63	21%	3	43%	1	1%	760	13%
	Rescheduled by CHS	30	4%	6	0%	17	1%	4	1%	1	1%	17	6%	1	14%	0	0%	76	1%
	Rescheduled by Hospital	N/A	N/A	N/A	N/A	N/A	N/A	N/A	N/A	N/A	N/A	N/A	N/A	0	0%	N/A	N/A	0	0%
	Total Scheduled Services	790	100%	2509	100%	1369	100%	645	100%	129	100%	304	100%	7	100%	67	100%	5820	100%

4	Outcome Metrics	Medical	Nursing	Mental Health	Reentry Services	Dental/Oral Surgery	Specialty Clinic - On	Specialty Clinic - Off	Substance Use	Total
4.1	Percent completed	90%	83%	90%	89%	71%	74%	43%	99%	86%

5	Unscheduled Services	N
5.1	Sick Call Completed	454

Correctional Health Services

X. RNDC

1	CHS Intakes (New Jail Admissions)	N
1.1	Completed CHS Intakes	0
1.2	Average time to completion once known to CHS (hours)	0.0

2	Referrals made to mental health service	N
2.1	Referrals made to mental health service	0
2.2	Referrals seen within 72 hours	0
2.3	Percent seen within 72 hours	0%

3	Scheduled Services	Medical		Nursing		Mental Health		Reentry Services		Dental/Oral Surgery		Specialty Clinic - On		Specialty Clinic - Off		Substance Use		Total	
	Service Outcomes	N	%	N	%	N	%	N	%	N	%	N	%	N	%	N	%	N	%
	Seen	270	46%	1314	69%	616	25%	310	41%	68	26%	53	27%	7	11%	38	97%	2676	42%
	Refused & Verified	209	36%	31	2%	28	1%	36	5%	24	9%	18	9%	2	3%	0	0%	348	6%
	Not Produced by DOC	106	18%	557	29%	1592	64%	369	48%	172	65%	125	64%	47	75%	1	3%	2969	47%
	Rescheduled by CHS	0	0%	1	0%	255	10%	50	7%	0	0%	0	0%	4	6%	0	0%	310	5%
	Rescheduled by Hospital	N/A	N/A	N/A	N/A	N/A	N/A	N/A	N/A	N/A	N/A	N/A	N/A	3	5%	N/A	N/A	3	0%
	Total Scheduled Services	585	100%	1903	100%	2491	100%	765	100%	264	100%	196	100%	63	100%	39	100%	6306	100%

4	Outcome Metrics	Medical	Nursing	Mental Health	Reentry Services	Dental/Oral Surgery	Specialty Clinic - On	Specialty Clinic - Off	Substance Use	Total
4.1	Percent completed	82%	71%	26%	45%	35%	36%	14%	97%	48%

5	Unscheduled Services	N
5.1	Sick Call Completed	309

XI. VCBC

1	CHS Intakes (New Jail Admissions)	N
1.1	Completed CHS Intakes	0
1.2	Average time to completion once known to CHS (hours)	0.0

2	Referrals made to mental health service	N
2.1	Referrals made to mental health service	0
2.2	Referrals seen within 72 hours	0
2.3	Percent seen within 72 hours	

3	Scheduled Services	Medical		Nursing		Mental Health		Reentry Services		Dental/Oral Surgery		Specialty Clinic - On		Specialty Clinic - Off		Substance Use		Total	
	Service Outcomes	N	%	N	%	N	%	N	%	N	%	N	%	N	%	N	%	N	%
	Seen	146	54%	1218	68%	415	37%	280	67%	31	22%	85	30%	15	21%	0	0%	2190	53%
	Refused & Verified	76	28%	52	3%	5	0%	20	5%	4	3%	92	33%	4	6%	0	0%	253	6%
	Not Produced by DOC	50	18%	517	29%	624	55%	120	29%	105	75%	106	37%	42	60%	0	0%	1564	38%
	Rescheduled by CHS	0	0%	1	0%	86	8%	1	0%	0	0%	0	0%	6	9%	0	0%	94	2%
	Rescheduled by Hospital	N/A	N/A	N/A	N/A	N/A	N/A	N/A	N/A	N/A	N/A	N/A	N/A	3	4%	N/A	N/A	3	0%
	Total Scheduled Services	272	100%	1788	100%	1130	100%	421	100%	140	100%	283	100%	70	100%	0	0%	4104	100%

4	Outcome Metrics	Medical	Nursing	Mental Health	Reentry Services	Dental/Oral Surgery	Specialty Clinic - On	Specialty Clinic - Off	Substance Use	Total
4.1	Percent completed	82%	71%	37%	71%	25%	63%	27%	0%	60%

5	Unscheduled Services	N
5.1	Sick Call Completed	496

XII. WF

1	CHS Intakes (New Jail Admissions)	N
1.1	Completed CHS Intakes	2
1.2	Average time to completion once known to CHS (hours)	0.0

2	Referrals made to mental health service	N
2.1	Referrals made to mental health service	1
2.2	Referrals seen within 72 hours	0
2.3	Percent seen within 72 hours	0%

3	Scheduled Services	Medical		Nursing		Mental Health		Reentry Services		Dental/Oral Surgery		Specialty Clinic - On		Specialty Clinic - Off		Substance Use		Total	
	Service Outcomes	N	%	N	%	N	%	N	%	N	%	N	%	N	%	N	%	N	%
	Seen	420	96%	3772	89%	223	60%	91	73%	0	0%	14	45%	2	8%	3	100%	4525	86%
	Refused & Verified	15	3%	301	7%	14	4%	5	4%	0	0%	1	3%	3	12%	0	0%	339	6%
	Not Produced by DOC	2	0%	182	4%	122	33%	22	18%	1	100%	14	45%	17	65%	0	0%	360	7%
	Rescheduled by CHS	1	0%	1	0%	14	4%	7	6%	0	0%	2	6%	4	15%	0	0%	29	1%
	Rescheduled by Hospital	N/A	N/A	N/A	N/A	N/A	N/A	N/A	N/A	N/A	N/A	N/A	N/A	0	0%	N/A	N/A	0	0%
	Total Scheduled Services	438	100%	4256	100%	373	100%	125	100%	1	100%	31	100%	26	100%	3	100%	5253	100%

4	Outcome Metrics	Medical	Nursing	Mental Health	Reentry Services	Dental/Oral Surgery	Specialty Clinic - On	Specialty Clinic - Off	Substance Use	Total
4.1	Percent completed	99%	96%	64%	77%	0%	48%	19%	100%	93%

5	Unscheduled Services	N
5.1	Sick Call Completed	175

CHS Access Report: November 2021

Version: 2/7/2022



Correctional Health Services

I. Table of Contents

Contents

I. Table of Contents.....	2
II. Data Dictionary	3
III. Summary Data.....	4
IV. AMKC.....	5
V. EMTC.....	6
VI. GRVC	7
VII. NIC.....	8
VIII. OBCC	9
IX. RMSC.....	10
X. RNDC.....	11
XI. VCBC.....	12
XII. WF	13

II. Data Dictionary

1	CHS Intakes (New Jail Admissions)	Definition
1.1	Completed CHS Intakes	Number of new jail admission intake encounters completed by CHS providers
1.2	Average time to completion once known to CHS (hours)	Number of hours between check-in by DOC and check-out by CHS for completed intake encounters (1.1)

2	Referrals made to mental health service	Definition
2.1	Referrals made to mental health service	All book and cases with an initial referral to mental health in reporting month. Facility-specific reports reference the housing facility at the time of the mental health referral was made.
2.2	Referrals seen within 72 hours	For all book and cases where an initial referral to mental health occurs in reporting month (2.1), total number of book and cases who had a mental health intake or psychiatric assessment where encounter date was <=72 hours from referral date.
2.3	Percent seen within 72 hours	2.2 divided by 2.1

3	Scheduled services by discipline with outcomes	Definition
		-Shows direct, scheduled service encounters, total overall and by discipline, and disaggregates by outcome category recorded (N, %). Excludes encounters scheduled for discharged patients. -Specialty Clinic-On-Island encounters are for the following specialties: Audiology, Cardiology, Dermatology, Dialysis, ENT, Gynecology, Hand Specialist, ID Specialist, Nephrology, Neurology, Optometry, Orthopedic, Podiatry, Post Partum, Pre-Natal, Rehab Physical Therapy, Reproduction, Surgery -Specialty Clinic-Off-Island encounters are for the following specialties: Audiology, Breast, Cardiology, Cardiovascular, Chest, Dermatology, Endocrinology, ENT, Gastroenterology, General Surgery, Gynecology, Hand, Hematology, ID/Virology, Neurosurgery, Oncology, Ophthalmology, Oral Surgery, Orthopedic, Pain Management, Plastic Surgery, Podiatry, Renal, Rheumatology, Trauma, Urology, Vascular

4	Outcome Metrics	Definition
4.1	Percent completed	Sum of scheduled service outcomes "Seen" and "Refused & Verified" divided by "Total Scheduled Services"

5	Unscheduled Services	Definition
5.1	Sick call completed	Number of sick call encounters completed by CHS

Correctional Health Services

III. Summary Data

1	CHS Intakes (New Jail Admissions)	N
1.1	Completed CHS Intakes	1035
1.2	Average time to completion once known to CHS (hours)	6.4

2	Referrals made to mental health service	N
2.1	Referrals made to mental health service	187
2.2	Referrals seen within 72 hours	120
2.3	Percent seen within 72 hours	64%

3	Scheduled Services	Medical		Nursing		Mental Health		Reentry Services		Dental/Oral Surgery		Specialty Clinic - On Island		Specialty Clinic - Off Island		Substance Use		Total	
		N	%	N	%	N	%	N	%	N	%	N	%	N	%	N	%	N	%
	Service Outcomes																		
	Seen	2742	75%	23512	75%	8154	58%	3789	68%	412	26%	629	35%	146	30%	808	83%	40192	68%
	Refused & Verified	627	17%	1901	6%	140	1%	330	6%	78	5%	188	10%	43	9%	1	0%	3308	6%
	Not Produced	245	7%	5862	19%	4910	35%	1302	23%	1074	68%	959	53%	283	58%	169	17%	14804	25%
	Rescheduled by CHS	24	1%	13	0%	898	6%	191	3%	15	1%	44	2%	4	1%	0	0%	1189	2%
	Rescheduled by Hospital	N/A	N/A	N/A	N/A	N/A	N/A	N/A	N/A	N/A	N/A	N/A	N/A	12	2%	N/A	N/A	12	0%
	Total Scheduled Services	3638	100%	31288	100%	14102	100%	5612	100%	1579	100%	1820	100%	488	100%	978	100%	59505	100%

4	Outcome Metrics	Medical	Nursing	Mental Health	Reentry Services	Dental/Oral Surgery	Specialty Clinic - On	Specialty Clinic - Off	Substance Use	Total
4.1	Percent completed	93%	81%	59%	73%	31%	45%	39%	83%	73%

5	Unscheduled Services	N
5.1	Sick Call Completed	4013

Correctional Health Services

IV. AMKC

1	CHS Intakes (New Jail Admissions)	N
1.1	Completed CHS Intakes	10
1.2	Average time to completion once known to CHS (hours)	7.1

2	Referrals made to mental health service	N
2.1	Referrals made to mental health service	0
2.2	Referrals seen within 72 hours	0
2.3	Percent seen within 72 hours	

3	Scheduled Services	Medical		Nursing		Mental Health		Reentry Services		Dental/Oral Surgery		Specialty Clinic - On Island		Specialty Clinic - Off Island		Substance Use		Total	
	Service Outcomes	N	%	N	%	N	%	N	%	N	%	N	%	N	%	N	%	N	%
	Seen	293	77%	4781	65%	3050	68%	1596	72%	96	16%	139	25%	42	24%	294	70%	10291	63%
	Refused & Verified	53	14%	132	2%	13	0%	168	8%	8	1%	9	2%	9	5%	1	0%	393	2%
	Not Produced	34	9%	2448	33%	1263	28%	460	21%	493	83%	395	72%	121	68%	127	30%	5341	33%
	Rescheduled by CHS	2	1%	2	0%	191	4%	3	0%	0	0%	8	1%	0	0%	0	0%	206	1%
	Rescheduled by Hospital	N/A	N/A	N/A	N/A	N/A	N/A	N/A	N/A	N/A	N/A	N/A	N/A	5	3%	N/A	N/A	5	0%
	Total Scheduled Services	382	100%	7363	100%	4517	100%	2227	100%	597	100%	551	100%	177	100%	422	100%	16236	100%

4	Outcome Metrics	Medical	Nursing	Mental Health	Reentry Services	Dental/Oral Surgery	Specialty Clinic - On	Specialty Clinic - Off	Substance Use	Total
4.1	Percent completed	91%	67%	68%	79%	17%	27%	29%	70%	66%

5	Unscheduled Services	N
5.1	Sick Call Completed	918

V. EMTC

1	CHS Intakes (New Jail Admissions)	N
1.1	Completed CHS Intakes	956
1.2	Average time to completion once known to CHS (hours)	6.2

2	Referrals made to mental health service	N
2.1	Referrals made to mental health service	175
2.2	Referrals seen within 72 hours	108
2.3	Percent seen within 72 hours	62%

3	Scheduled Services	Medical		Nursing		Mental Health		Reentry Services		Dental/Oral Surgery		Specialty Clinic - On		Specialty Clinic - Off		Substance Use		Total	
	Service Outcomes	N	%	N	%	N	%	N	%	N	%	N	%	N	%	N	%	N	%
	Seen	174	62%	2920	71%	607	60%	377	67%	0	0%	9	53%	2	29%	256	87%	4345	69%
	Refused & Verified	80	28%	699	17%	23	2%	20	4%	0	0%	0	0%	0	0%	0	0%	822	13%
	Not Produced	28	10%	506	12%	312	31%	164	29%	1	50%	7	41%	5	71%	38	13%	1061	17%
	Rescheduled by CHS	0	0%	0	0%	66	7%	2	0%	1	50%	1	6%	0	0%	0	0%	70	1%
	Rescheduled by Hospital	N/A	N/A	N/A	N/A	N/A	N/A	N/A	N/A	N/A	N/A	N/A	N/A	0	0%	N/A	N/A	0	0%
	Total Scheduled Services	282	100%	4125	100%	1008	100%	563	100%	2	100%	17	100%	7	100%	294	100%	6298	100%

4	Outcome Metrics	Medical	Nursing	Mental Health	Reentry Services	Dental/Oral Surgery	Specialty Clinic - On	Specialty Clinic - Off	Substance Use	Total
4.1	Percent completed	90%	88%	63%	71%	0%	53%	29%	87%	82%

5	Unscheduled Services	N
5.1	Sick Call Completed	420

VI. GRVC

1	CHS Intakes (New Jail Admissions)	N
1.1	Completed CHS Intakes	0
1.2	Average time to completion once known to CHS (hours)	0.0

2	Referrals made to mental health service	N
2.1	Referrals made to mental health service	0
2.2	Referrals seen within 72 hours	0
2.3	Percent seen within 72 hours	

3	Scheduled Services	Medical		Nursing		Mental Health		Reentry Services		Dental/Oral Surgery		Specialty Clinic - On		Specialty Clinic - Off		Substance Use		Total	
	Service Outcomes	N	%	N	%	N	%	N	%	N	%	N	%	N	%	N	%	N	%
	Seen	265	82%	2099	60%	1528	71%	349	71%	83	33%	29	14%	19	35%	73	99%	4445	63%
	Refused & Verified	45	14%	244	7%	3	0%	17	3%	22	9%	3	1%	0	0%	0	0%	334	5%
	Not Produced	12	4%	1142	33%	540	25%	117	24%	146	58%	165	80%	33	60%	1	1%	2156	31%
	Rescheduled by CHS	0	0%	2	0%	93	4%	6	1%	0	0%	8	4%	0	0%	0	0%	109	2%
	Rescheduled by Hospital	N/A	N/A	N/A	N/A	N/A	N/A	N/A	N/A	N/A	N/A	N/A	N/A	3	5%	N/A	N/A	3	0%
	Total Scheduled Services	322	100%	3487	100%	2164	100%	489	100%	251	100%	205	100%	55	100%	74	100%	7047	100%

4	Outcome Metrics	Medical	Nursing	Mental Health	Reentry Services	Dental/Oral Surgery	Specialty Clinic - On	Specialty Clinic - Off	Substance Use	Total
4.1	Percent completed	96%	67%	71%	75%	42%	16%	35%	99%	68%

5	Unscheduled Services	N
5.1	Sick Call Completed	714

Correctional Health Services

VII. NIC

1	CHS Intakes (New Jail Admissions)	N
1.1	Completed CHS Intakes	0
1.2	Average time to completion once known to CHS (hours)	0.0

2	Referrals made to mental health service	N
2.1	Referrals made to mental health service	0
2.2	Referrals seen within 72 hours	0
2.3	Percent seen within 72 hours	

3	Scheduled Services	Medical		Nursing		Mental Health		Reentry Services		Dental/Oral Surgery		Specialty Clinic - On		Specialty Clinic - Off		Substance Use		Total	
	Service Outcomes	N	%	N	%	N	%	N	%	N	%	N	%	N	%	N	%	N	%
	Seen	939	96%	5364	90%	370	51%	165	69%	18	31%	113	49%	29	33%	19	100%	7017	85%
	Refused & Verified	35	4%	354	6%	12	2%	14	6%	4	7%	23	10%	23	26%	0	0%	465	6%
	Not Produced	8	1%	219	4%	189	26%	24	10%	34	59%	74	32%	30	34%	0	0%	578	7%
	Rescheduled by CHS	0	0%	3	0%	161	22%	37	15%	2	3%	19	8%	1	1%	0	0%	223	3%
	Rescheduled by Hospital	N/A	N/A	N/A	N/A	N/A	N/A	N/A	N/A	N/A	N/A	N/A	N/A	4	5%	N/A	N/A	4	0%
	Total Scheduled Services	982	100%	5940	100%	732	100%	240	100%	58	100%	229	100%	87	100%	19	100%	8287	100%

4	Outcome Metrics	Medical	Nursing	Mental Health	Reentry Services	Dental/Oral Surgery	Specialty Clinic - On Island	Specialty Clinic - Off Island	Substance Use	Total
4.1	Percent completed	99%	96%	52%	75%	38%	59%	60%	100%	90%

5	Unscheduled Services	N
5.1	Sick Call Completed	462

VIII. OBCC

1	CHS Intakes (New Jail Admissions)	N
1.1	Completed CHS Intakes	4
1.2	Average time to completion once known to CHS (hours)	3.0

2	Referrals made to mental health service	N
2.1	Referrals made to mental health service	0
2.2	Referrals seen within 72 hours	0
2.3	Percent seen within 72 hours	

3	Scheduled Services	Medical		Nursing		Mental Health		Reentry Services		Dental/Oral Surgery		Specialty Clinic - On		Specialty Clinic - Off		Substance Use		Total	
	Service Outcomes	N	%	N	%	N	%	N	%	N	%	N	%	N	%	N	%	N	%
	Seen	63	88%	442	85%	310	69%	149	76%	66	55%	33	40%	4	33%	31	97%	1098	74%
	Refused & Verified	8	11%	29	6%	10	2%	30	15%	11	9%	1	1%	0	0%	0	0%	89	6%
	Not Produced	1	1%	49	9%	130	29%	15	8%	33	28%	46	56%	8	67%	1	3%	283	19%
	Rescheduled by CHS	0	0%	0	0%	1	0%	1	1%	9	8%	2	2%	0	0%	0	0%	13	1%
	Rescheduled by Hospital	N/A	N/A	N/A	N/A	N/A	N/A	N/A	N/A	N/A	N/A	N/A	N/A	0	0%	N/A	N/A	0	0%
	Total Scheduled Services	72	100%	520	100%	451	100%	195	100%	119	100%	82	100%	12	100%	32	100%	1483	100%

4	Outcome Metrics	Medical	Nursing	Mental Health	Reentry Services	Dental/Oral Surgery	Specialty Clinic - On	Specialty Clinic - Off	Substance Use	Total
4.1	Percent completed	99%	91%	71%	92%	65%	41%	33%	97%	80%

5	Unscheduled Services	N
5.1	Sick Call Completed	148

Correctional Health Services

IX. RMSC

1	CHS Intakes (New Jail Admissions)	N
1.1	Completed CHS Intakes	64
1.2	Average time to completion once known to CHS (hours)	8.5

2	Referrals made to mental health service	N
2.1	Referrals made to mental health service	12
2.2	Referrals seen within 72 hours	12
2.3	Percent seen within 72 hours	100%

3	Scheduled Services	Medical		Nursing		Mental Health		Reentry Services		Dental/Oral Surgery		Specialty Clinic - On		Specialty Clinic - Off		Substance Use		Total	
	Service Outcomes	N	%	N	%	N	%	N	%	N	%	N	%	N	%	N	%	N	%
	Seen	375	76%	1710	81%	1010	87%	455	88%	50	63%	137	64%	2	50%	64	98%	3803	82%
	Refused & Verified	53	11%	104	5%	35	3%	28	5%	10	13%	24	11%	1	25%	0	0%	255	5%
	Not Produced	42	9%	296	14%	100	9%	31	6%	19	24%	49	23%	1	25%	1	2%	539	12%
	Rescheduled by CHS	22	4%	4	0%	14	1%	1	0%	1	1%	4	2%	0	0%	0	0%	46	1%
	Rescheduled by Hospital	N/A	N/A	N/A	N/A	N/A	N/A	N/A	N/A	N/A	N/A	N/A	N/A	0	0%	N/A	N/A	0	0%
	Total Scheduled Services	492	100%	2114	100%	1159	100%	515	100%	80	100%	214	100%	4	100%	65	100%	4643	100%

4	Outcome Metrics	Medical	Nursing	Mental Health	Reentry Services	Dental/Oral Surgery	Specialty Clinic - On	Specialty Clinic - Off	Substance Use	Total
4.1	Percent completed	87%	86%	90%	94%	75%	75%	75%	98%	87%

5	Unscheduled Services	N
5.1	Sick Call Completed	361

Correctional Health Services

X. RNDC

1	CHS Intakes (New Jail Admissions)	N
1.1	Completed CHS Intakes	0
1.2	Average time to completion once known to CHS (hours)	0.0

2	Referrals made to mental health service	N
2.1	Referrals made to mental health service	0
2.2	Referrals seen within 72 hours	0
2.3	Percent seen within 72 hours	

3	Scheduled Services	Medical		Nursing		Mental Health		Reentry Services		Dental/Oral Surgery		Specialty Clinic - On		Specialty Clinic - Off		Substance Use		Total	
	Service Outcomes	N	%	N	%	N	%	N	%	N	%	N	%	N	%	N	%	N	%
	Seen	276	46%	1307	64%	665	26%	337	40%	61	20%	58	28%	22	35%	66	100%	2792	42%
	Refused & Verified	223	37%	20	1%	24	1%	20	2%	18	6%	15	7%	2	3%	0	0%	322	5%
	Not Produced	102	17%	724	35%	1619	63%	367	44%	226	74%	136	65%	39	62%	0	0%	3213	48%
	Rescheduled by CHS	0	0%	1	0%	260	10%	110	13%	1	0%	1	0%	0	0%	0	0%	373	6%
	Rescheduled by Hospital	N/A	N/A	N/A	N/A	N/A	N/A	N/A	N/A	N/A	N/A	N/A	N/A	0	0%	N/A	N/A	0	0%
	Total Scheduled Services	601	100%	2052	100%	2568	100%	834	100%	306	100%	210	100%	63	100%	66	100%	6700	100%

4	Outcome Metrics	Medical	Nursing	Mental Health	Reentry Services	Dental/Oral Surgery	Specialty Clinic - On	Specialty Clinic - Off	Substance Use	Total
4.1	Percent completed	83%	65%	27%	43%	26%	35%	38%	100%	46%

5	Unscheduled Services	N
5.1	Sick Call Completed	331

Correctional Health Services

XI. VCBC

1	CHS Intakes (New Jail Admissions)	N
1.1	Completed CHS Intakes	0
1.2	Average time to completion once known to CHS (hours)	0.0

2	Referrals made to mental health service	N
2.1	Referrals made to mental health service	0
2.2	Referrals seen within 72 hours	0
2.3	Percent seen within 72 hours	

3	Scheduled Services	Medical		Nursing		Mental Health		Reentry Services		Dental/Oral Surgery		Specialty Clinic - On		Specialty Clinic - Off		Substance Use		Total	
	Service Outcomes	N	%	N	%	N	%	N	%	N	%	N	%	N	%	N	%	N	%
	Seen	126	48%	1287	78%	444	38%	260	69%	36	22%	97	34%	19	29%	3	75%	2272	57%
	Refused & Verified	121	46%	56	3%	3	0%	20	5%	5	3%	113	40%	7	11%	0	0%	325	8%
	Not Produced	14	5%	309	19%	674	57%	99	26%	121	75%	72	25%	37	56%	1	25%	1327	33%
	Rescheduled by CHS	0	0%	0	0%	53	5%	0	0%	0	0%	1	0%	3	5%	0	0%	57	1%
	Rescheduled by Hospital	N/A	N/A	N/A	N/A	N/A	N/A	N/A	N/A	N/A	N/A	N/A	N/A	0	0%	N/A	N/A	0	0%
	Total Scheduled Services	261	100%	1652	100%	1174	100%	379	100%	162	100%	283	100%	66	100%	4	100%	3981	100%

4	Outcome Metrics	Medical	Nursing	Mental Health	Reentry Services	Dental/Oral Surgery	Specialty Clinic - On	Specialty Clinic - Off	Substance Use	Total
4.1	Percent completed	95%	81%	38%	74%	25%	74%	39%	75%	65%

5	Unscheduled Services	N
5.1	Sick Call Completed	516

XII. WF

1	CHS Intakes (New Jail Admissions)	N
1.1	Completed CHS Intakes	1
1.2	Average time to completion once known to CHS (hours)	0.0

2	Referrals made to mental health service	N
2.1	Referrals made to mental health service	0
2.2	Referrals seen within 72 hours	0
2.3	Percent seen within 72 hours	

3	Scheduled Services	Medical		Nursing		Mental Health		Reentry Services		Dental/Oral Surgery		Specialty Clinic - On		Specialty Clinic - Off		Substance Use		Total	
	Service Outcomes	N	%	N	%	N	%	N	%	N	%	N	%	N	%	N	%	N	%
	Seen	231	95%	3602	89%	170	52%	101	59%	2	50%	14	48%	7	41%	2	100%	4129	85%
	Refused & Verified	9	4%	263	7%	17	5%	13	8%	0	0%	0	0%	1	6%	0	0%	303	6%
	Not Produced	4	2%	169	4%	83	25%	25	15%	1	25%	15	52%	9	53%	0	0%	306	6%
	Rescheduled by CHS	0	0%	1	0%	59	18%	31	18%	1	25%	0	0%	0	0%	0	0%	92	2%
	Rescheduled by Hospital	N/A	N/A	N/A	N/A	N/A	N/A	N/A	N/A	N/A	N/A	N/A	N/A	0	0%	N/A	N/A	0	0%
	Total Scheduled Services	244	100%	4035	100%	329	100%	170	100%	4	100%	29	100%	17	100%	2	100%	4830	100%

4	Outcome Metrics	Medical	Nursing	Mental Health	Reentry Services	Dental/Oral Surgery	Specialty Clinic - On	Specialty Clinic - Off	Substance Use	Total
4.1	Percent completed	98%	96%	57%	67%	50%	48%	47%	100%	92%

5	Unscheduled Services	N
5.1	Sick Call Completed	143

CHS Access Report: December 2021

Version: 2/7/2022



Correctional Health Services

I. Table of Contents

Contents

I. Table of Contents.....	2
II. Data Dictionary	3
III. Summary Data.....	4
IV. AMKC.....	5
V. EMTC.....	6
VI. GRVC	7
VII. NIC.....	8
VIII. OBCC	9
IX. RMSC.....	10
X. RNDC.....	11
XI. VCBC.....	12
XII. WF	13

II. Data Dictionary

1	CHS Intakes (New Jail Admissions)	Definition
1.1	Completed CHS Intakes	Number of new jail admission intake encounters completed by CHS providers
1.2	Average time to completion once known to CHS (hours)	Number of hours between check-in by DOC and check-out by CHS for completed intake encounters (1.1)

2	Referrals made to mental health service	Definition
2.1	Referrals made to mental health service	All book and cases with an initial referral to mental health in reporting month. Facility-specific reports reference the housing facility at the time of the mental health referral was made.
2.2	Referrals seen within 72 hours	For all book and cases where an initial referral to mental health occurs in reporting month (2.1), total number of book and cases who had a mental health intake or psychiatric assessment where encounter date was <=72 hours from referral date.
2.3	Percent seen within 72 hours	2.2 divided by 2.1

3	Scheduled services by discipline with outcomes	Definition
		-Shows direct, scheduled service encounters, total overall and by discipline, and disaggregates by outcome category recorded (N, %). Excludes encounters scheduled for discharged patients. -Specialty Clinic-On-Island encounters are for the following specialties: Audiology, Cardiology, Dermatology, Dialysis, ENT, Gynecology, Hand Specialist, ID Specialist, Nephrology, Neurology, Optometry, Orthopedic, Podiatry, Post Partum, Pre-Natal, Rehab Physical Therapy, Reproduction, Surgery -Specialty Clinic-Off-Island encounters are for the following specialties: Audiology, Breast, Cardiology, Cardiovascular, Chest, Dermatology, Endocrinology, ENT, Gastroenterology, General Surgery, Gynecology, Hand, Hematology, ID/Virology, Neurosurgery, Oncology, Ophthalmology, Oral Surgery, Orthopedic, Pain Management, Plastic Surgery, Podiatry, Renal, Rheumatology, Trauma, Urology, Vascular

4	Outcome Metrics	Definition
4.1	Percent completed	Sum of scheduled service outcomes "Seen" and "Refused & Verified" divided by "Total Scheduled Services"

5	Unscheduled Services	Definition
5.1	Sick call completed	Number of sick call encounters completed by CHS

Correctional Health Services

III. Summary Data

1	CHS Intakes (New Jail Admissions)	N
1.1	Completed CHS Intakes	1101
1.2	Average time to completion once known to CHS (hours)	4.7

2	Referrals made to mental health service	N
2.1	Referrals made to mental health service	241
2.2	Referrals seen within 72 hours	162
2.3	Percent seen within 72 hours	67%

3	Scheduled Services	Medical		Nursing		Mental Health		Reentry Services		Dental/Oral Surgery		Specialty Clinic - On Island		Specialty Clinic - Off Island		Substance Use		Total	
		N	%	N	%	N	%	N	%	N	%	N	%	N	%	N	%	N	%
	Service Outcomes																		
	Seen	3229	80%	26261	76%	7544	56%	3515	67%	224	16%	532	30%	138	30%	807	88%	42250	68%
	Refused & Verified	601	15%	2197	6%	127	1%	218	4%	51	4%	147	8%	47	10%	1	0%	3389	5%
	Not Produced	193	5%	6271	18%	4850	36%	1376	26%	1076	78%	1012	57%	234	50%	104	11%	15116	24%
	Rescheduled by CHS	31	1%	8	0%	874	7%	121	2%	36	3%	100	6%	18	4%	0	0%	1188	2%
	Rescheduled by Hospital	N/A	N/A	N/A	N/A	N/A	N/A	N/A	N/A	N/A	N/A	N/A	N/A	30	6%	N/A	N/A	30	0%
	Total Scheduled Services	4054	100%	34737	100%	13395	100%	5230	100%	1387	100%	1791	100%	467	100%	912	100%	61973	100%

4	Outcome Metrics	Medical	Nursing	Mental Health	Reentry Services	Dental/Oral Surgery	Specialty Clinic - On	Specialty Clinic - Off	Substance Use	Total
4.1	Percent completed	94%	82%	57%	71%	20%	38%	40%	89%	74%

5	Unscheduled Services	N
5.1	Sick Call Completed	4129

Correctional Health Services

IV. AMKC

1	CHS Intakes (New Jail Admissions)	N
1.1	Completed CHS Intakes	13
1.2	Average time to completion once known to CHS (hours)	4.5

2	Referrals made to mental health service	N
2.1	Referrals made to mental health service	0
2.2	Referrals seen within 72 hours	0
2.3	Percent seen within 72 hours	

3	Scheduled Services	Medical		Nursing		Mental Health		Reentry Services		Dental/Oral Surgery		Specialty Clinic - On		Specialty Clinic - Off		Substance Use		Total	
	Service Outcomes	N	%	N	%	N	%	N	%	N	%	N	%	N	%	N	%	N	%
	Seen	260	78%	5938	71%	3017	68%	1450	75%	25	5%	110	21%	45	25%	261	76%	11106	67%
	Refused & Verified	27	8%	224	3%	9	0%	114	6%	3	1%	4	1%	3	2%	1	0%	385	2%
	Not Produced	46	14%	2206	26%	1170	27%	373	19%	489	92%	394	74%	122	67%	80	23%	4880	29%
	Rescheduled by CHS	0	0%	2	0%	211	5%	0	0%	16	3%	21	4%	3	2%	0	0%	253	2%
	Rescheduled by Hospital	N/A	N/A	N/A	N/A	N/A	N/A	N/A	N/A	N/A	N/A	N/A	N/A	8	4%	N/A	N/A	8	0%
	Total Scheduled Services	333	100%	8370	100%	4407	100%	1937	100%	533	100%	529	100%	181	100%	342	100%	16632	100%

4	Outcome Metrics	Medical	Nursing	Mental Health	Reentry Services	Dental/Oral Surgery	Specialty Clinic - On	Specialty Clinic - Off	Substance Use	Total
4.1	Percent completed	86%	74%	69%	81%	5%	22%	27%	77%	69%

5	Unscheduled Services	N
5.1	Sick Call Completed	988

Correctional Health Services

V. EMTC

1	CHS Intakes (New Jail Admissions)	N
1.1	Completed CHS Intakes	1008
1.2	Average time to completion once known to CHS (hours)	4.5

2	Referrals made to mental health service	N
2.1	Referrals made to mental health service	235
2.2	Referrals seen within 72 hours	157
2.3	Percent seen within 72 hours	67%

3	Scheduled Services	Medical		Nursing		Mental Health		Reentry Services		Dental/Oral Surgery		Specialty Clinic - On		Specialty Clinic - Off		Substance Use		Total	
	Service Outcomes	N	%	N	%	N	%	N	%	N	%	N	%	N	%	N	%	N	%
	Seen	358	78%	3267	70%	687	65%	346	54%	0	0%	5	22%	2	17%	311	93%	4976	69%
	Refused & Verified	93	20%	617	13%	26	2%	24	4%	0	0%	0	0%	0	0%	0	0%	760	11%
	Not Produced	6	1%	808	17%	255	24%	253	39%	0	0%	17	74%	8	67%	24	7%	1371	19%
	Rescheduled by CHS	2	0%	1	0%	84	8%	18	3%	0	0%	1	4%	1	8%	0	0%	107	1%
	Rescheduled by Hospital	N/A	N/A	N/A	N/A	N/A	N/A	N/A	N/A	N/A	N/A	N/A	N/A	1	8%	N/A	N/A	1	0%
	Total Scheduled Services	459	100%	4693	100%	1052	100%	641	100%	0	0%	23	100%	12	100%	335	100%	7215	100%

4	Outcome Metrics	Medical	Nursing	Mental Health	Reentry Services	Dental/Oral Surgery	Specialty Clinic - On	Specialty Clinic - Off	Substance Use	Total
4.1	Percent completed	98%	83%	68%	58%		22%	17%	93%	80%

5	Unscheduled Services	N
5.1	Sick Call Completed	405

Correctional Health Services

VI. GRVC

1	CHS Intakes (New Jail Admissions)	N
1.1	Completed CHS Intakes	0
1.2	Average time to completion once known to CHS (hours)	0.0

2	Referrals made to mental health service	N
2.1	Referrals made to mental health service	0
2.2	Referrals seen within 72 hours	0
2.3	Percent seen within 72 hours	

3	Scheduled Services	Medical		Nursing		Mental Health		Reentry Services		Dental/Oral Surgery		Specialty Clinic - On		Specialty Clinic - Off		Substance Use		Total	
	Service Outcomes	N	%	N	%	N	%	N	%	N	%	N	%	N	%	N	%	N	%
	Seen	396	83%	2287	56%	1518	71%	316	72%	56	23%	26	12%	19	39%	47	100%	4665	61%
	Refused & Verified	49	10%	302	7%	14	1%	9	2%	8	3%	2	1%	6	12%	0	0%	390	5%
	Not Produced	32	7%	1491	37%	513	24%	114	26%	175	73%	178	82%	23	47%	0	0%	2526	33%
	Rescheduled by CHS	0	0%	1	0%	82	4%	0	0%	0	0%	11	5%	0	0%	0	0%	94	1%
	Rescheduled by Hospital	N/A	N/A	N/A	N/A	N/A	N/A	N/A	N/A	N/A	N/A	N/A	N/A	1	2%	N/A	N/A	1	0%
	Total Scheduled Services	477	100%	4081	100%	2127	100%	439	100%	239	100%	217	100%	49	100%	47	100%	7676	100%

4	Outcome Metrics	Medical	Nursing	Mental Health	Reentry Services	Dental/Oral Surgery	Specialty Clinic - On	Specialty Clinic - Off	Substance Use	Total
4.1	Percent completed	93%	63%	72%	74%	27%	13%	51%	100%	66%

5	Unscheduled Services	N
5.1	Sick Call Completed	725

Correctional Health Services

VII. NIC

1	CHS Intakes (New Jail Admissions)	N
1.1	Completed CHS Intakes	0
1.2	Average time to completion once known to CHS (hours)	0.0

2	Referrals made to mental health service	N
2.1	Referrals made to mental health service	0
2.2	Referrals seen within 72 hours	0
2.3	Percent seen within 72 hours	

3	Scheduled Services	Medical		Nursing		Mental Health		Reentry Services		Dental/Oral Surgery		Specialty Clinic - On		Specialty Clinic - Off		Substance Use		Total	
	Service Outcomes	N	%	N	%	N	%	N	%	N	%	N	%	N	%	N	%	N	%
	Seen	881	96%	5652	89%	310	50%	164	69%	18	29%	125	50%	43	40%	17	100%	7210	85%
	Refused & Verified	27	3%	365	6%	12	2%	12	5%	10	16%	16	6%	26	24%	0	0%	468	5%
	Not Produced	10	1%	299	5%	169	28%	43	18%	31	49%	82	33%	23	21%	0	0%	657	8%
	Rescheduled by CHS	0	0%	2	0%	123	20%	20	8%	4	6%	28	11%	4	4%	0	0%	181	2%
	Rescheduled by Hospital	N/A	N/A	N/A	N/A	N/A	N/A	N/A	N/A	N/A	N/A	N/A	N/A	11	10%	N/A	N/A	11	0%
	Total Scheduled Services	918	100%	6318	100%	614	100%	239	100%	63	100%	251	100%	107	100%	17	100%	8527	100%

4	Outcome Metrics	Medical	Nursing	Mental Health	Reentry Services	Dental/Oral Surgery	Specialty Clinic - On	Specialty Clinic - Off	Substance Use	Total
4.1	Percent completed	99%	95%	52%	74%	44%	56%	64%	100%	90%

5	Unscheduled Services	N
5.1	Sick Call Completed	473

VIII. OBCC

1	CHS Intakes (New Jail Admissions)	N
1.1	Completed CHS Intakes	0
1.2	Average time to completion once known to CHS (hours)	0.0

2	Referrals made to mental health service	N
2.1	Referrals made to mental health service	0
2.2	Referrals seen within 72 hours	0
2.3	Percent seen within 72 hours	

3	Scheduled Services	Medical		Nursing		Mental Health		Reentry Services		Dental/Oral Surgery		Specialty Clinic - On		Specialty Clinic - Off		Substance Use		Total	
	Service Outcomes	N	%	N	%	N	%	N	%	N	%	N	%	N	%	N	%	N	%
	Seen	123	90%	394	87%	153	39%	78	50%	18	30%	16	21%	1	20%	8	100%	791	62%
	Refused & Verified	12	9%	10	2%	0	0%	5	3%	8	13%	1	1%	0	0%	0	0%	36	3%
	Not Produced	1	1%	48	11%	230	59%	72	46%	34	57%	53	69%	3	60%	0	0%	441	34%
	Rescheduled by CHS	0	0%	0	0%	5	1%	0	0%	0	0%	7	9%	1	20%	0	0%	13	1%
	Rescheduled by Hospital	N/A	N/A	N/A	N/A	N/A	N/A	N/A	N/A	N/A	N/A	N/A	N/A	0	0%	N/A	N/A	0	0%
	Total Scheduled Services	136	100%	452	100%	388	100%	155	100%	60	100%	77	100%	5	100%	8	100%	1281	100%

4	Outcome Metrics	Medical	Nursing	Mental Health	Reentry Services	Dental/Oral Surgery	Specialty Clinic - On	Specialty Clinic - Off	Substance Use	Total
4.1	Percent completed	99%	89%	39%	54%	43%	22%	20%	100%	65%

5	Unscheduled Services	N
5.1	Sick Call Completed	94

IX. RMSC

1	CHS Intakes (New Jail Admissions)	N
1.1	Completed CHS Intakes	73
1.2	Average time to completion once known to CHS (hours)	8.5

2	Referrals made to mental health service	N
2.1	Referrals made to mental health service	5
2.2	Referrals seen within 72 hours	5
2.3	Percent seen within 72 hours	100%

3	Scheduled Services	Medical		Nursing		Mental Health		Reentry Services		Dental/Oral Surgery		Specialty Clinic - On		Specialty Clinic - Off		Substance Use		Total	
	Service Outcomes	N	%	N	%	N	%	N	%	N	%	N	%	N	%	N	%	N	%
	Seen	412	84%	1553	83%	627	84%	447	89%	35	47%	142	59%	1	25%	57	100%	3274	82%
	Refused & Verified	32	7%	105	6%	31	4%	21	4%	10	13%	24	10%	0	0%	0	0%	223	6%
	Not Produced	22	4%	209	11%	84	11%	34	7%	30	40%	61	25%	2	50%	0	0%	442	11%
	Rescheduled by CHS	24	5%	2	0%	2	0%	1	0%	0	0%	13	5%	0	0%	0	0%	42	1%
	Rescheduled by Hospital	N/A	N/A	N/A	N/A	N/A	N/A	N/A	N/A	N/A	N/A	N/A	N/A	1	25%	N/A	N/A	1	0%
	Total Scheduled Services	490	100%	1869	100%	744	100%	503	100%	75	100%	240	100%	4	100%	57	100%	3982	100%

4	Outcome Metrics	Medical	Nursing	Mental Health	Reentry Services	Dental/Oral Surgery	Specialty Clinic - On	Specialty Clinic - Off	Substance Use	Total
4.1	Percent completed	91%	89%	88%	93%	60%	69%	25%	100%	88%

5	Unscheduled Services	N
5.1	Sick Call Completed	324

Correctional Health Services

X. RNDC

1	CHS Intakes (New Jail Admissions)	N
1.1	Completed CHS Intakes	0
1.2	Average time to completion once known to CHS (hours)	0.0

2	Referrals made to mental health service	N
2.1	Referrals made to mental health service	0
2.2	Referrals seen within 72 hours	0
2.3	Percent seen within 72 hours	

3	Scheduled Services	Medical		Nursing		Mental Health		Reentry Services		Dental/Oral Surgery		Specialty Clinic - On		Specialty Clinic - Off		Substance Use		Total	
	Service Outcomes	N	%	N	%	N	%	N	%	N	%	N	%	N	%	N	%	N	%
	Seen	284	46%	1631	67%	625	23%	379	44%	31	13%	32	17%	14	28%	102	100%	3098	43%
	Refused & Verified	275	45%	145	6%	13	0%	10	1%	8	3%	5	3%	3	6%	0	0%	459	6%
	Not Produced	56	9%	669	27%	1796	67%	403	46%	197	80%	143	76%	29	58%	0	0%	3293	46%
	Rescheduled by CHS	0	0%	0	0%	259	10%	75	9%	11	4%	9	5%	0	0%	0	0%	354	5%
	Rescheduled by Hospital	N/A	N/A	N/A	N/A	N/A	N/A	N/A	N/A	N/A	N/A	N/A	N/A	4	8%	N/A	N/A	4	0%
	Total Scheduled Services	615	100%	2445	100%	2693	100%	867	100%	247	100%	189	100%	50	100%	102	100%	7208	100%

4	Outcome Metrics	Medical	Nursing	Mental Health	Reentry Services	Dental/Oral Surgery	Specialty Clinic - On	Specialty Clinic - Off	Substance Use	Total
4.1	Percent completed	91%	73%	24%	45%	16%	20%	34%	100%	49%

5	Unscheduled Services	N
5.1	Sick Call Completed	371

Correctional Health Services

XI. VCBC

1	CHS Intakes (New Jail Admissions)	N
1.1	Completed CHS Intakes	0
1.2	Average time to completion once known to CHS (hours)	0.0

2	Referrals made to mental health service	N
2.1	Referrals made to mental health service	0
2.2	Referrals seen within 72 hours	0
2.3	Percent seen within 72 hours	

3	Scheduled Services	Medical		Nursing		Mental Health		Reentry Services		Dental/Oral Surgery		Specialty Clinic - On		Specialty Clinic - Off		Substance Use		Total	
	Service Outcomes	N	%	N	%	N	%	N	%	N	%	N	%	N	%	N	%	N	%
	Seen	150	61%	1899	86%	444	42%	274	74%	37	24%	63	27%	10	21%	0	0%	2877	67%
	Refused & Verified	73	30%	42	2%	1	0%	21	6%	4	3%	95	41%	9	19%	0	0%	245	6%
	Not Produced	18	7%	262	12%	523	50%	73	20%	111	71%	67	29%	20	42%	0	0%	1074	25%
	Rescheduled by CHS	5	2%	0	0%	79	8%	0	0%	5	3%	8	3%	7	15%	0	0%	104	2%
	Rescheduled by Hospital	N/A	N/A	N/A	N/A	N/A	N/A	N/A	N/A	N/A	N/A	N/A	N/A	2	4%	N/A	N/A	2	0%
	Total Scheduled Services	246	100%	2203	100%	1047	100%	368	100%	157	100%	233	100%	48	100%	0	0%	4302	100%

4	Outcome Metrics	Medical	Nursing	Mental Health	Reentry Services	Dental/Oral Surgery	Specialty Clinic - On	Specialty Clinic - Off	Substance Use	Total
4.1	Percent completed	91%	88%	43%	80%	26%	68%	40%		73%

5	Unscheduled Services	N
5.1	Sick Call Completed	514

XII. WF

1	CHS Intakes (New Jail Admissions)	N
1.1	Completed CHS Intakes	7
1.2	Average time to completion once known to CHS (hours)	0.6

2	Referrals made to mental health service	N
2.1	Referrals made to mental health service	1
2.2	Referrals seen within 72 hours	0
2.3	Percent seen within 72 hours	0%

3	Scheduled Services	Medical		Nursing		Mental Health		Reentry Services		Dental/Oral Surgery		Specialty Clinic - On		Specialty Clinic - Off		Substance Use		Total	
	Service Outcomes	N	%	N	%	N	%	N	%	N	%	N	%	N	%	N	%	N	%
	Seen	365	96%	3640	85%	163	50%	61	75%	4	31%	13	41%	3	27%	4	100%	4253	83%
	Refused & Verified	13	3%	387	9%	21	7%	2	2%	0	0%	0	0%	0	0%	0	0%	423	8%
	Not Produced	2	1%	279	6%	110	34%	11	14%	9	69%	17	53%	4	36%	0	0%	432	8%
	Rescheduled by CHS	0	0%	0	0%	29	9%	7	9%	0	0%	2	6%	2	18%	0	0%	40	1%
	Rescheduled by Hospital	N/A	N/A	N/A	N/A	N/A	N/A	N/A	N/A	N/A	N/A	N/A	N/A	2	18%	N/A	N/A	2	0%
	Total Scheduled Services	380	100%	4306	100%	323	100%	81	100%	13	100%	32	100%	11	100%	4	100%	5150	100%

4	Outcome Metrics	Medical	Nursing	Mental Health	Reentry Services	Dental/Oral Surgery	Specialty Clinic - On	Specialty Clinic - Off	Substance Use	Total
4.1	Percent completed	99%	94%	57%	78%	31%	41%	27%	100%	91%

5	Unscheduled Services	N
5.1	Sick Call Completed	235

CHS Access Trend: October 2021 to December 2021

Version: 1/21/2022



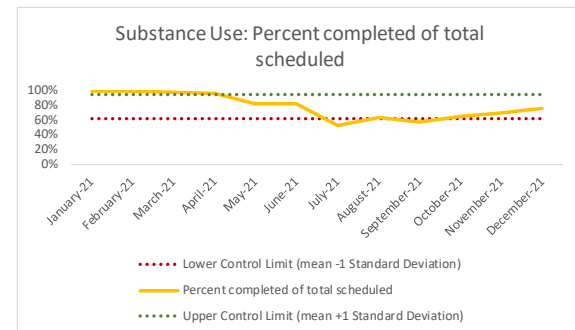
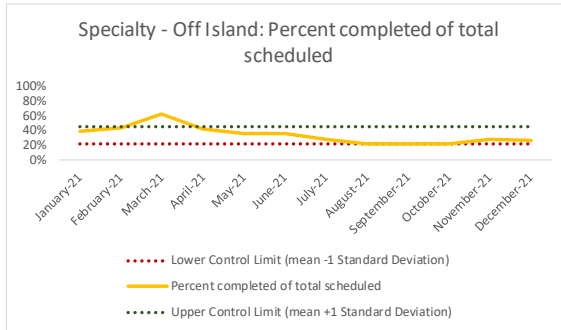
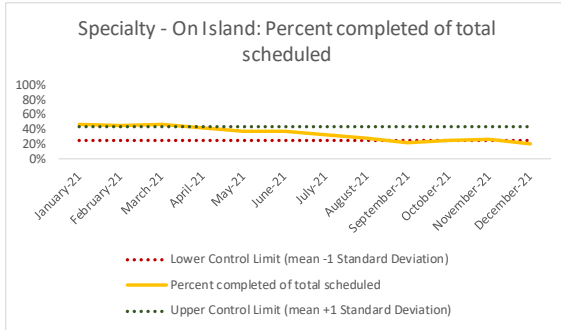
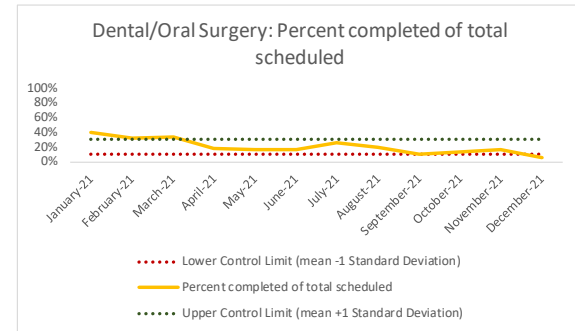
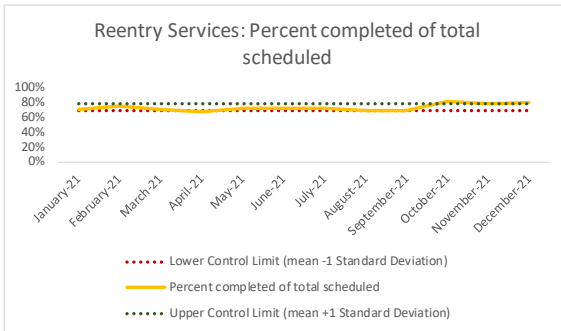
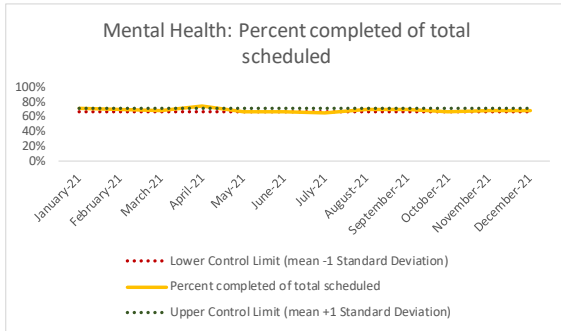
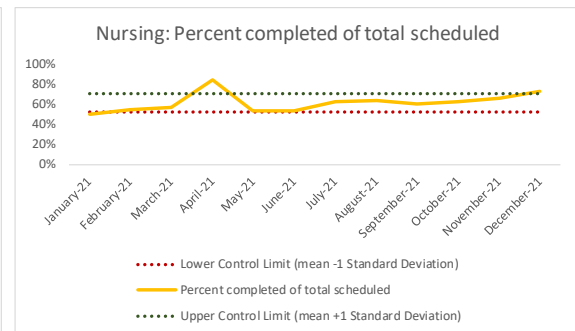
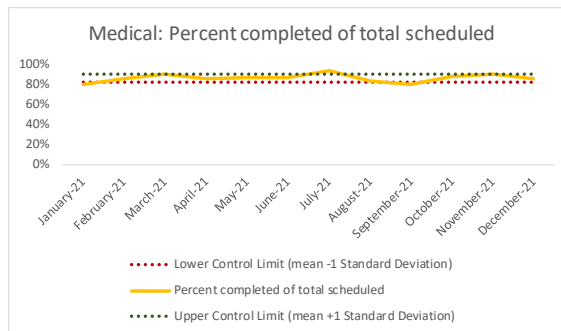
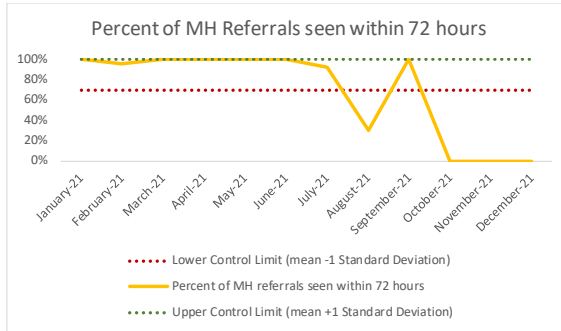
Correctional Health Services

I. Table of Contents

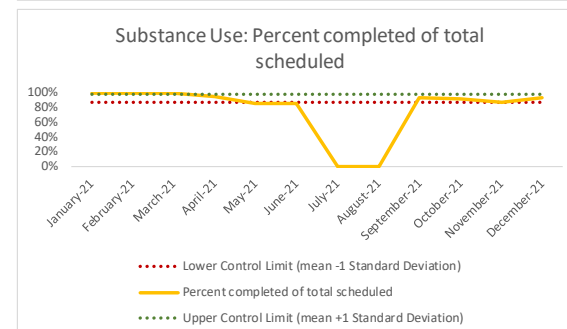
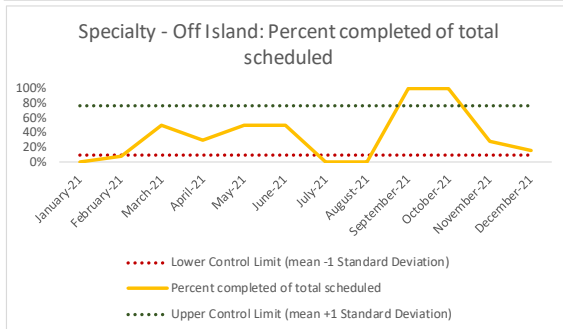
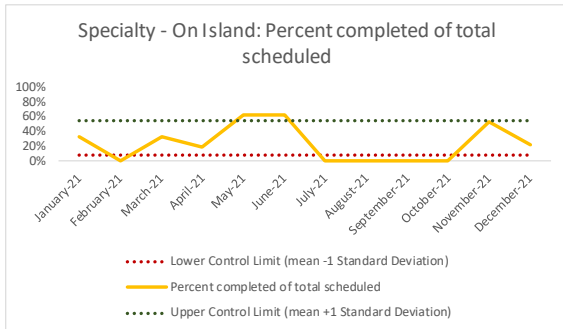
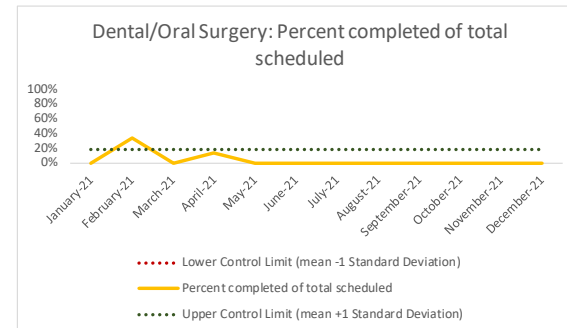
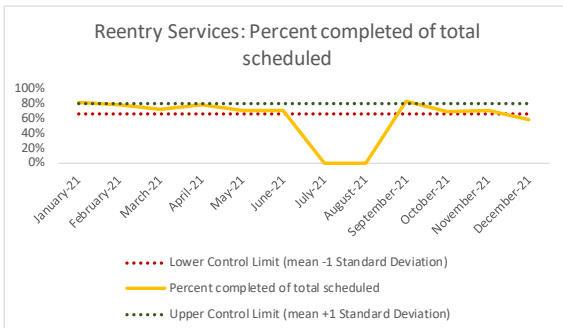
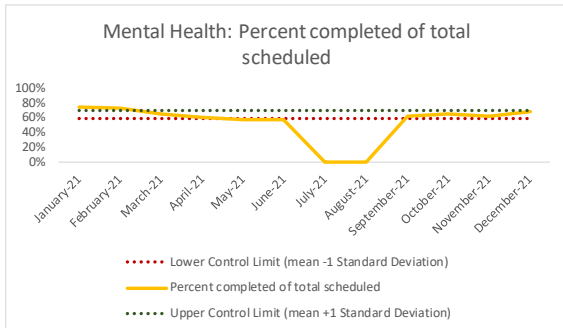
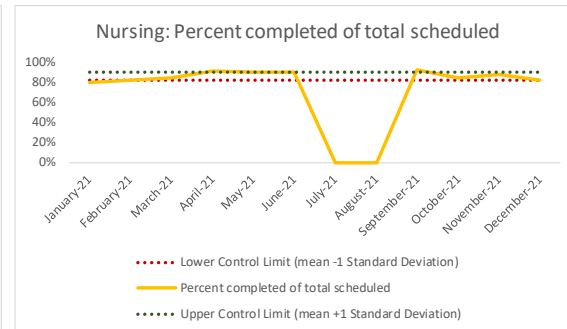
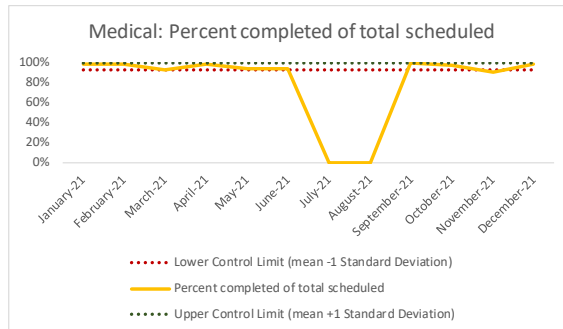
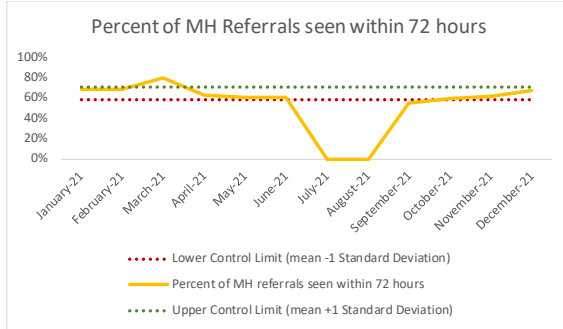
Contents

I. Table of Contents.....	2
II. AMKC.....	3
III. EMTC.....	4
IV. GRVC.....	5
VI. NIC.....	6
VII. OBCC.....	7
VIII. RMSC.....	8
IX. RNDC.....	9
X. VCBC.....	10
XI. WF.....	11

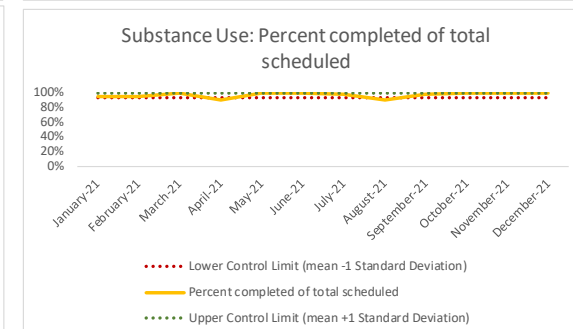
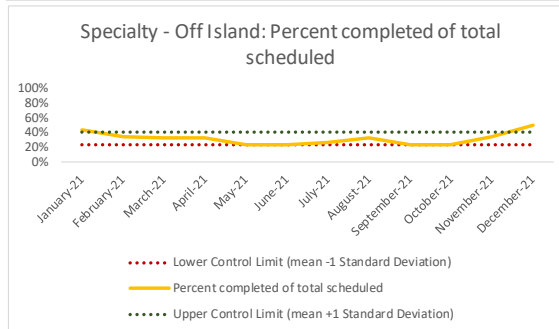
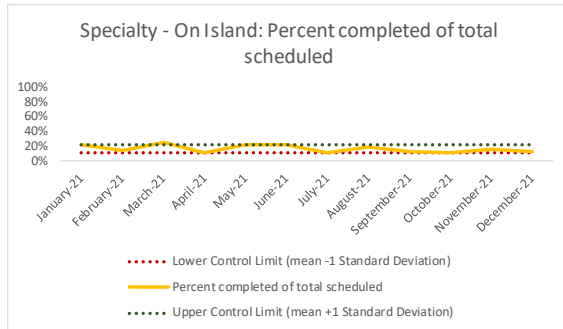
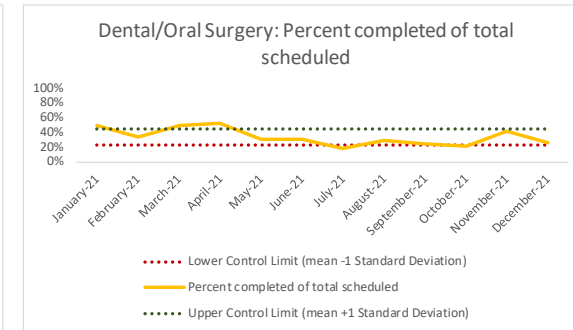
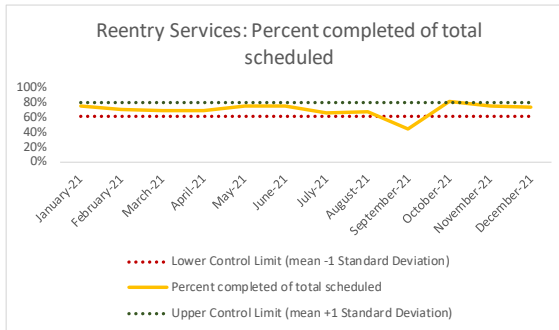
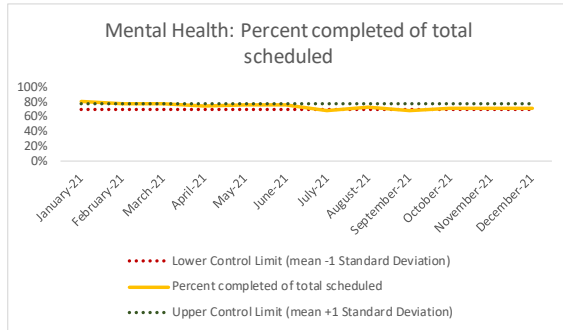
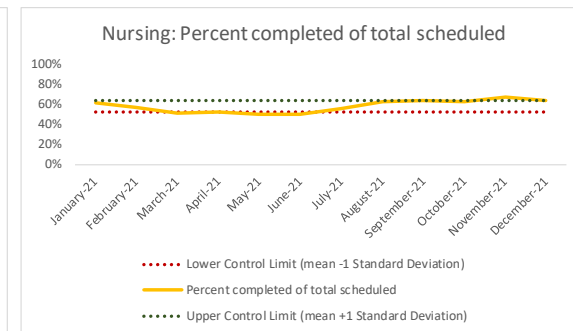
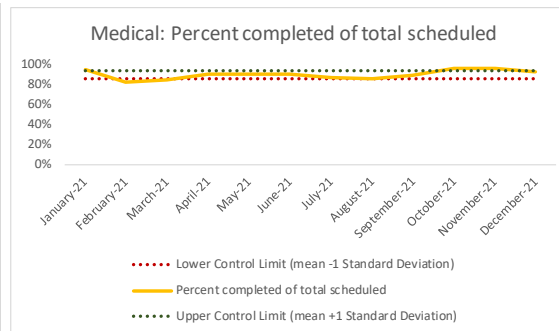
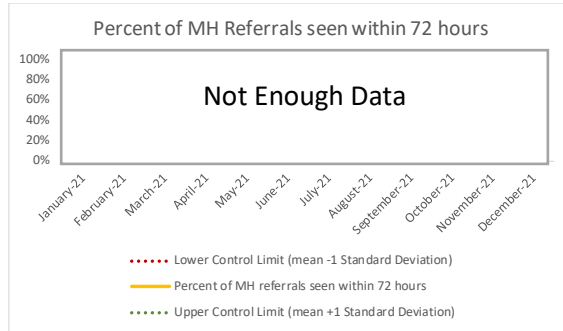
II. AMKC



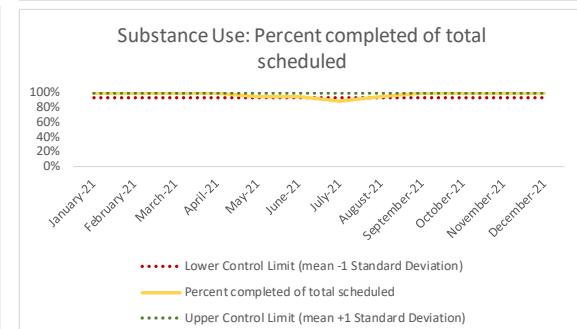
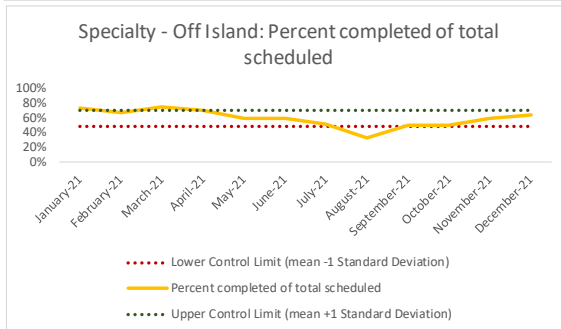
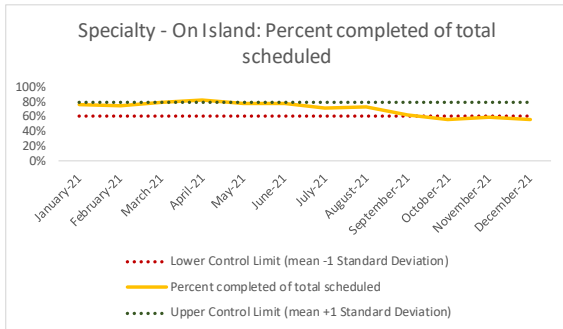
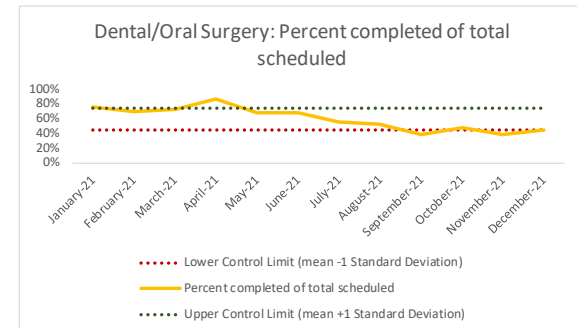
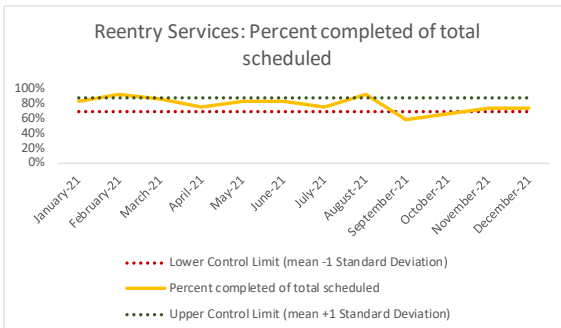
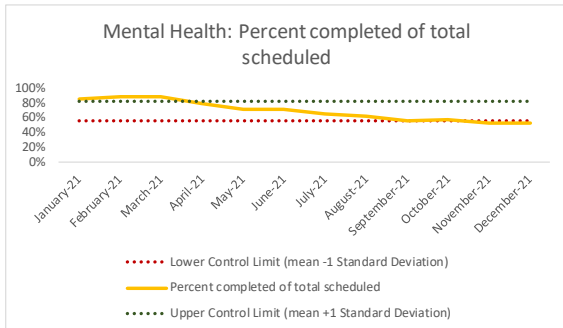
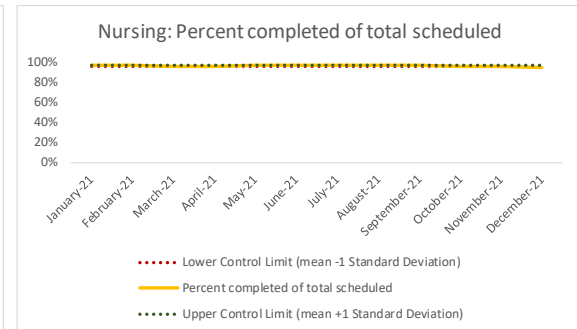
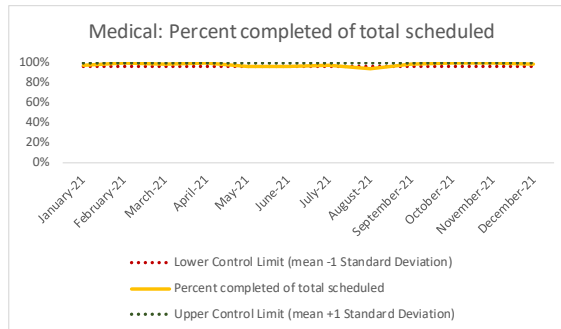
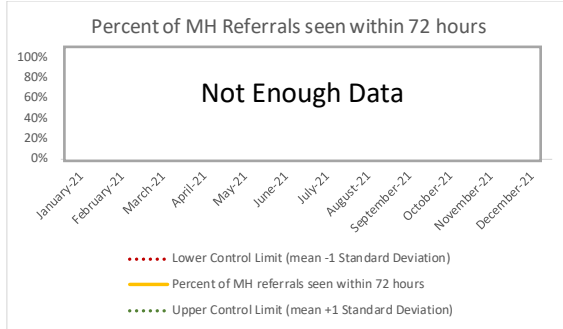
III. EMTC



IV. GRVC

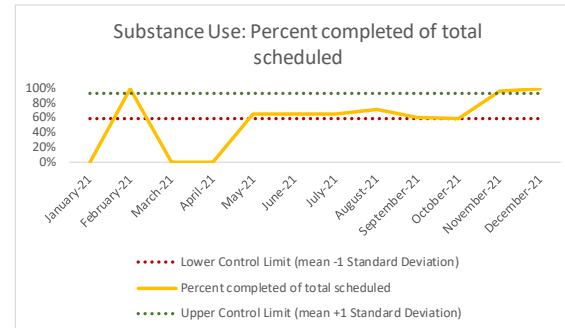
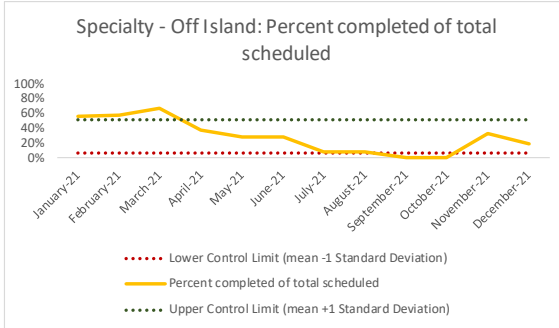
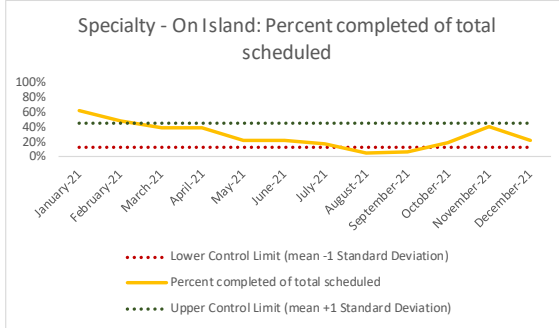
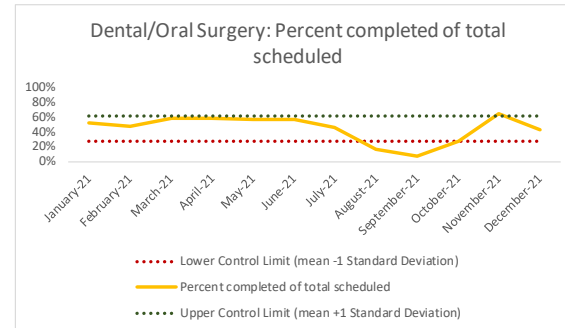
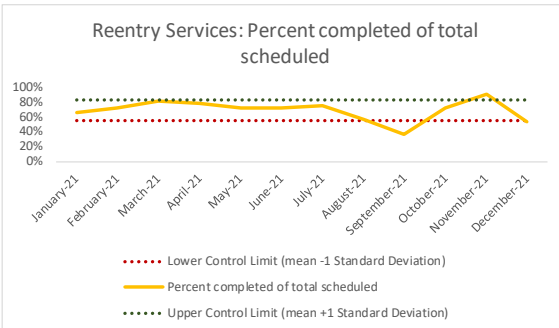
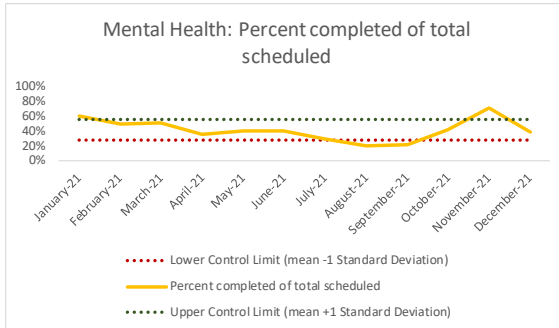
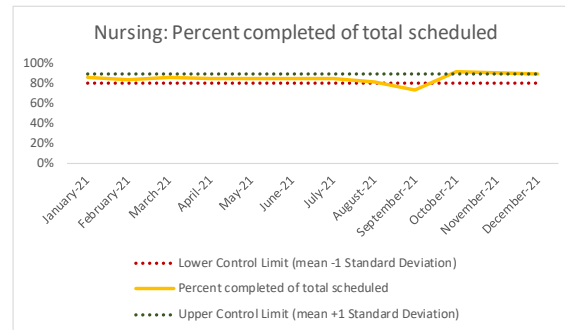
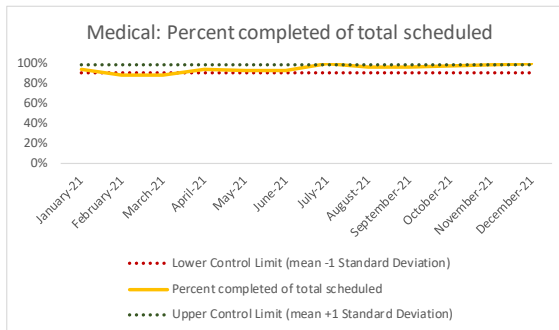
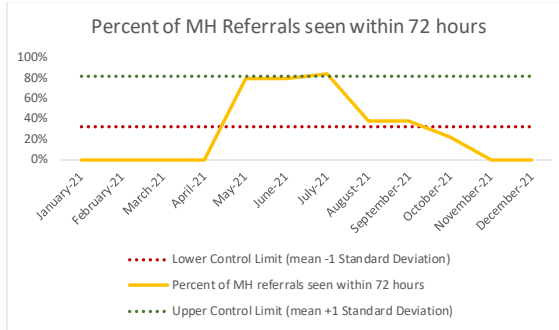


V. NIC

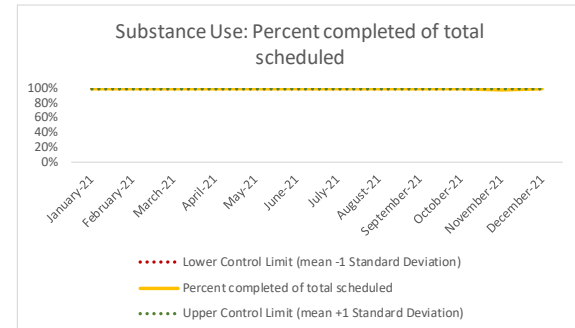
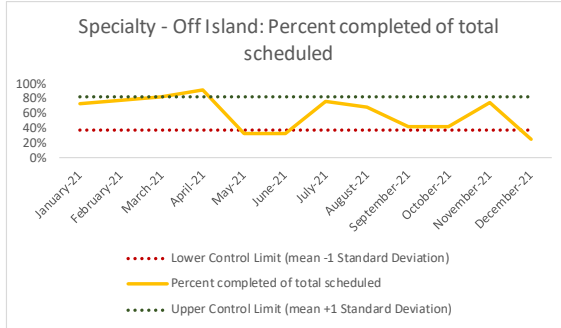
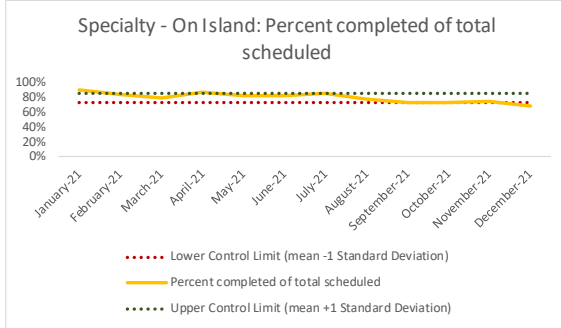
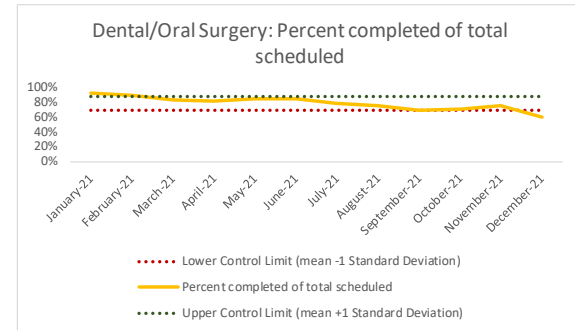
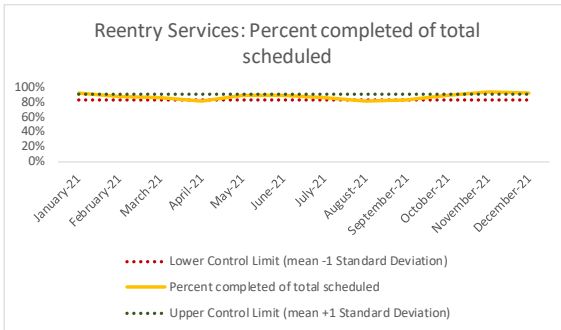
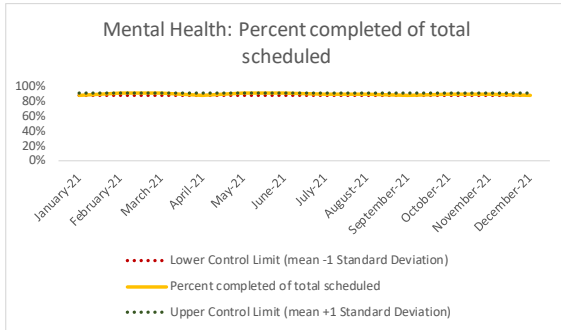
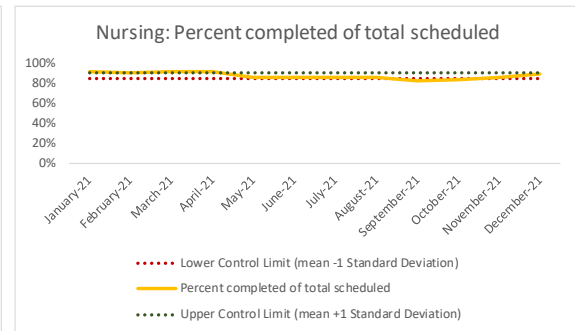
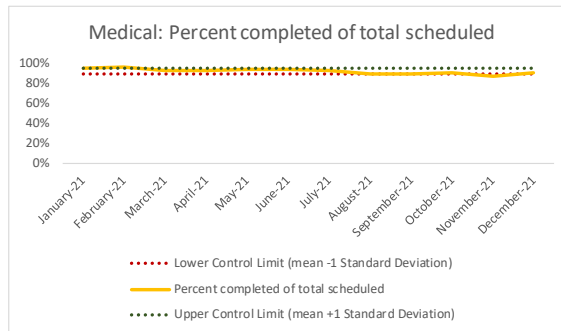
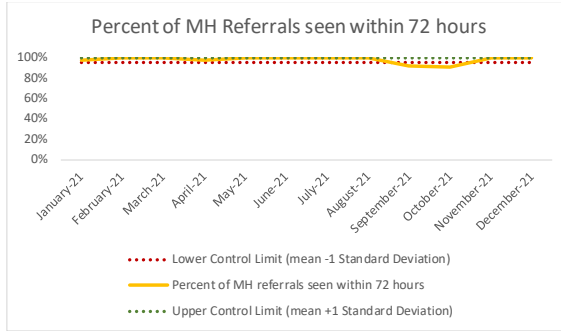


VI.

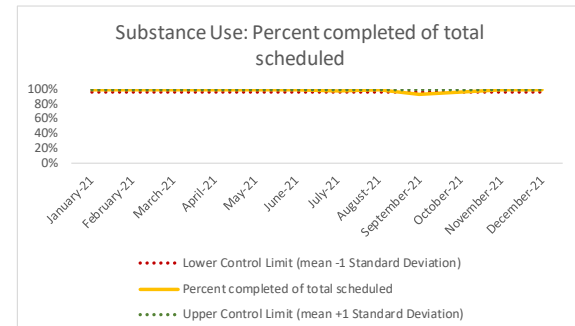
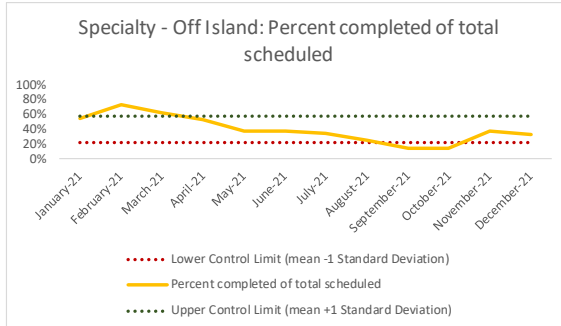
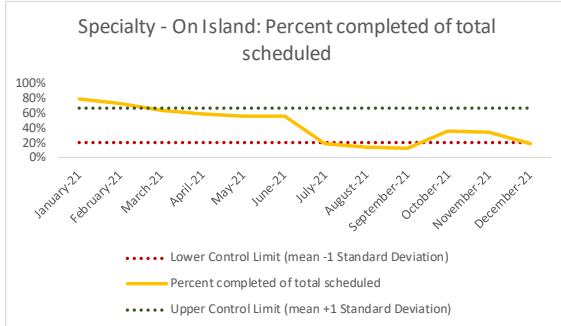
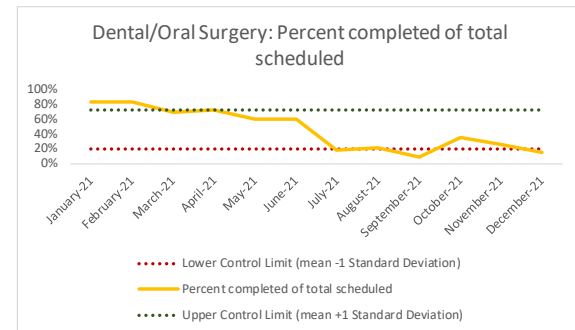
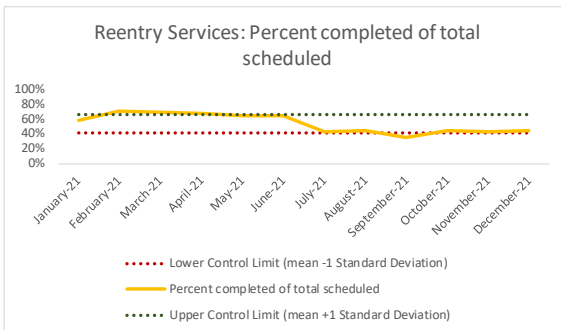
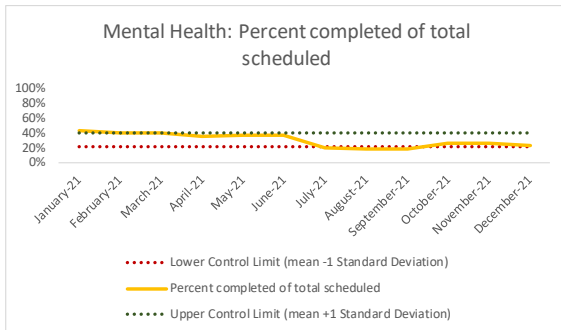
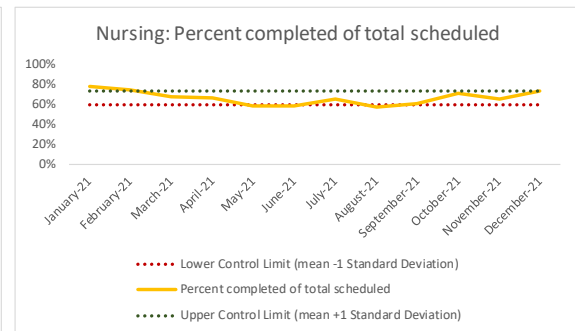
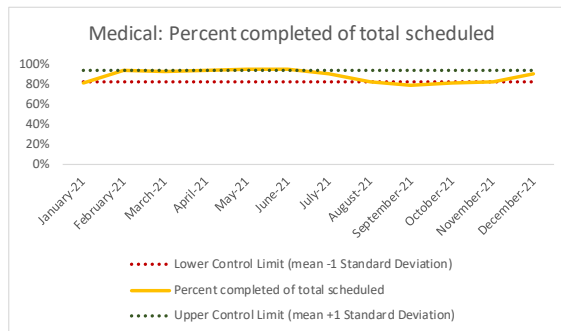
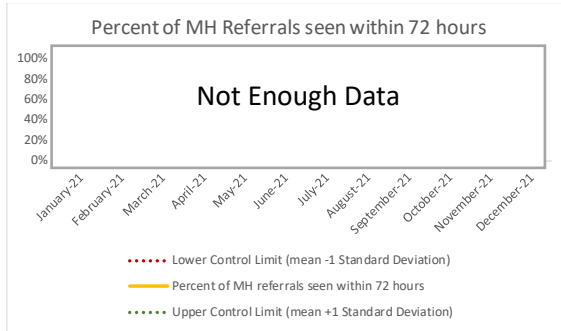
VII. OBCC



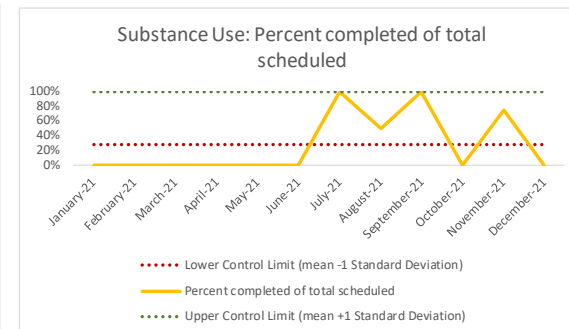
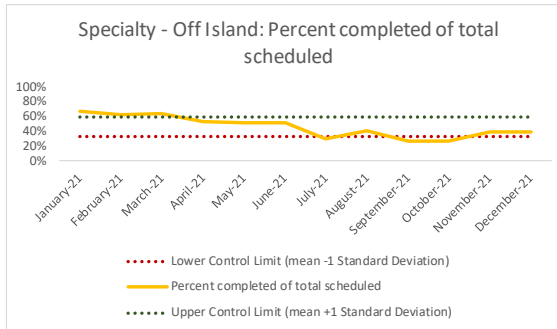
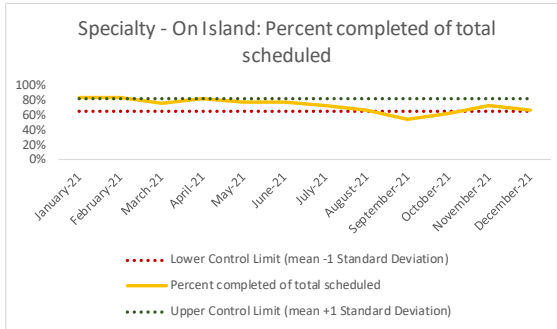
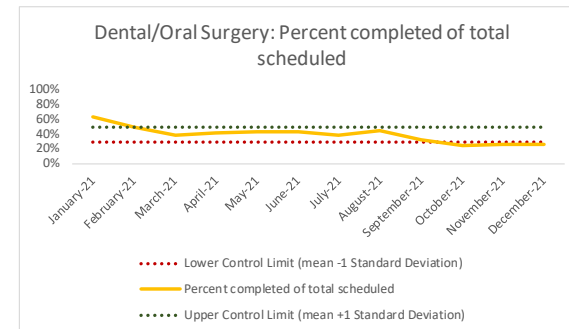
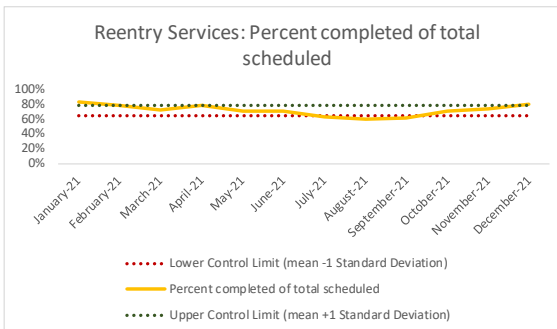
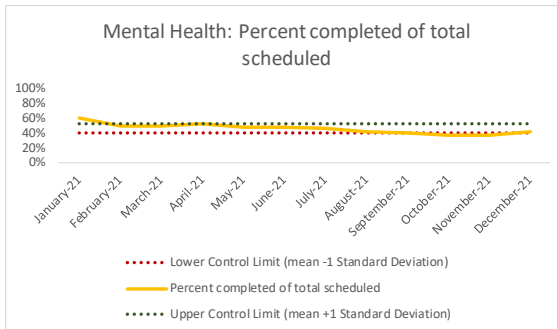
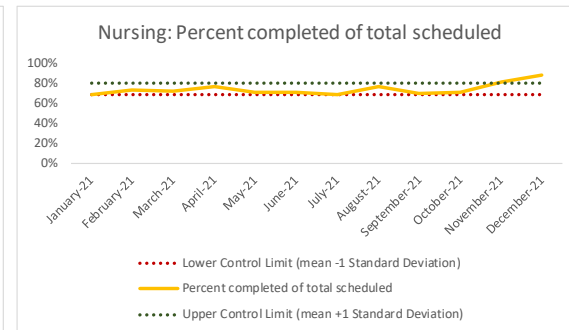
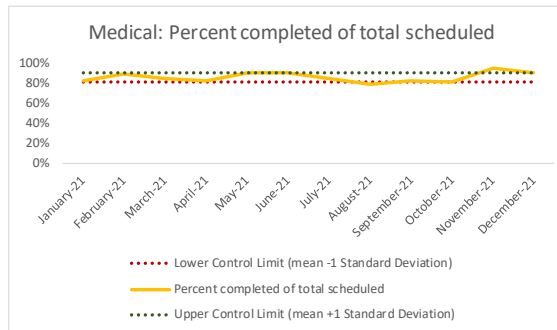
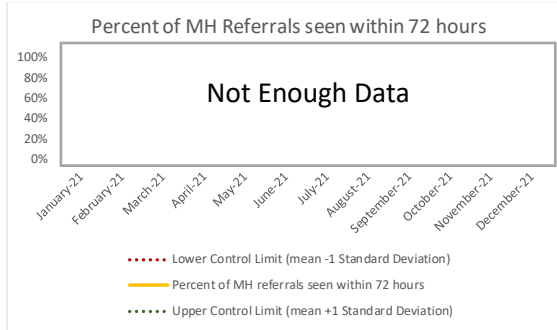
VIII. RMSC



IX. RNDC



X. VCBC



XI. WF

