

DAILY REPORT

4/19/2021

(Data from Sunday, April 18, 2021)

SINGLE ADULTS	
Drop-in Center Clients Served	393
Drop-in Center Overnight Census	116
Faith Bed Census	12
Outreach Contacts	253
Outreach Placements	7
Safe Haven Utilization	1109
Veterans In Short-term Housing	204
Criminal Justice Short-term Housing	91

FAMILY INTAKE	
Families Requesting Temporary Housing at PATH	81
Adult Families Requesting Temporary Housing at AFIC	10
Families Placed in Overnight Accommodations	0
Families w/children at PATH Overnight (pre 10PM)	0

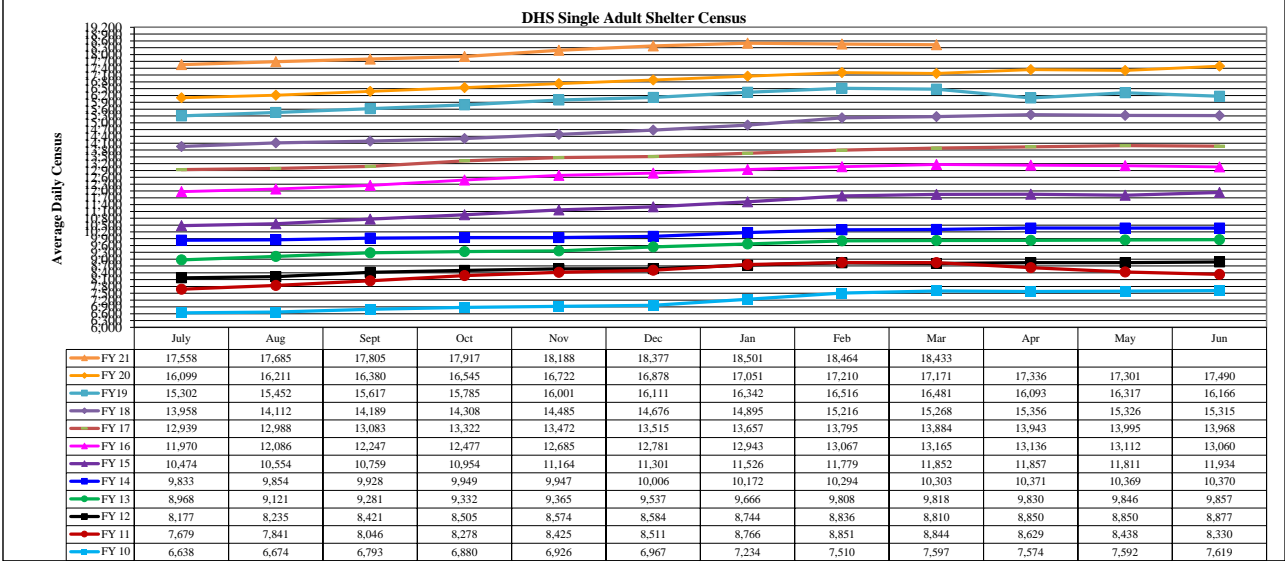
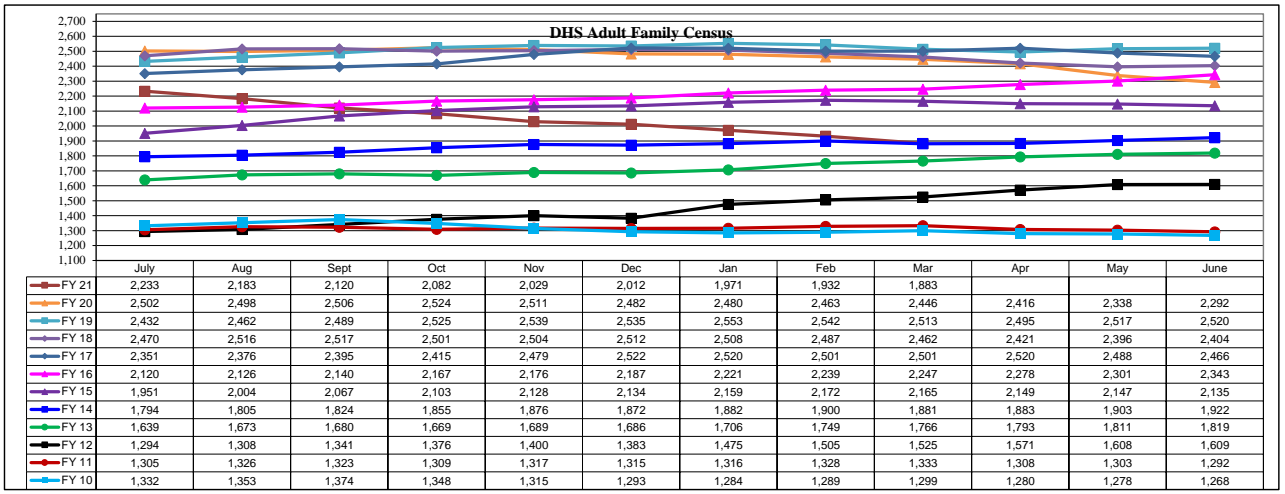
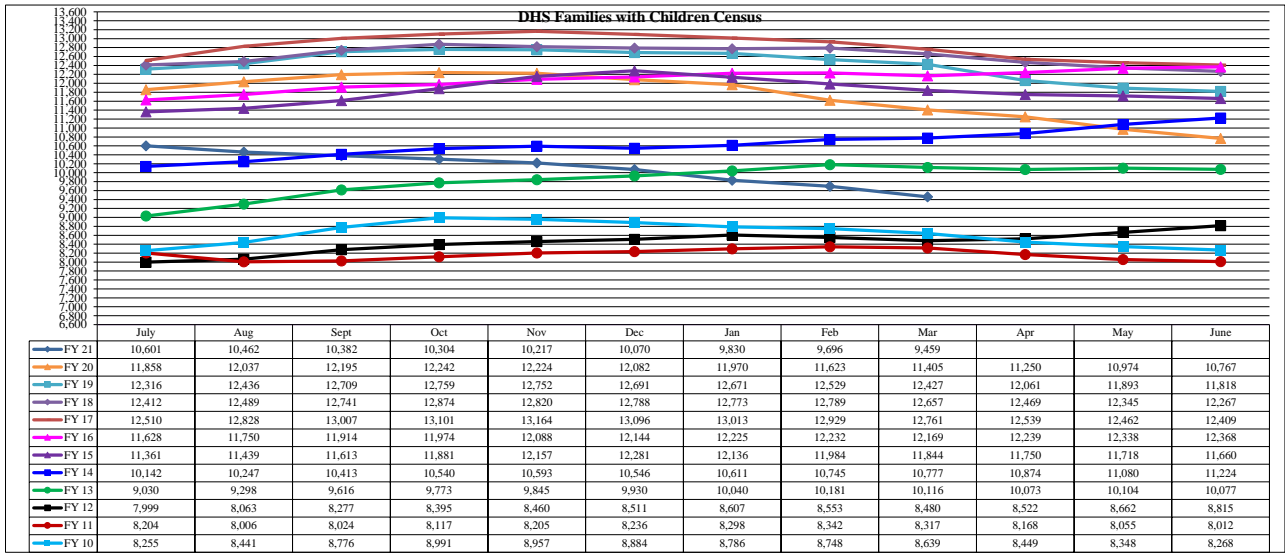
TOTAL SHELTER CENSUS	
Adults	34,028
Children	15,924
Total Individuals	49,952

SINGLE ADULTS	
Men	13,724
Women	4,375
Total Single Adults	18,099

FAMILIES WITH CHILDREN	
Families	9,150
Adults	12,052
Children	15,924
Individuals	27,976

ADULT FAMILIES CENSUS	
Families	1,840
Individuals (Adults)	3,877

x



*Due to data conversion the average monthly census for December 2011 and January 2012 for Families with Children and Adult Families is based upon data for a partial month.