

**DAILY REPORT**

8/28/2020

(Data from Thursday, August 27, 2020)

SINGLE ADULTS	
Drop-in Center Clients Served	200
Drop-in Center Overnight Census	73
Faith Bed Census	47
Outreach Contacts	266
Outreach Placements	14
Safe Haven Utilization	1084
Veterans In Short-term Housing	230
Criminal Justice Short-term Housing	113

4 of 6 sites reporting

4 of 6 sites reporting

4 of 6 sites reporting

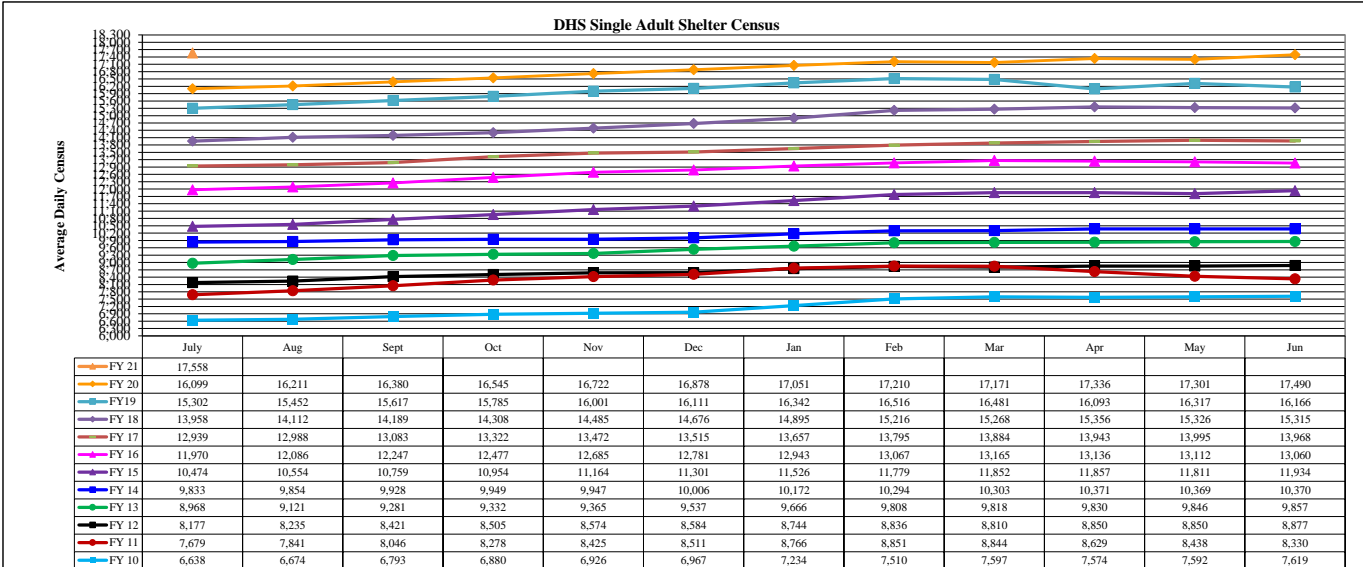
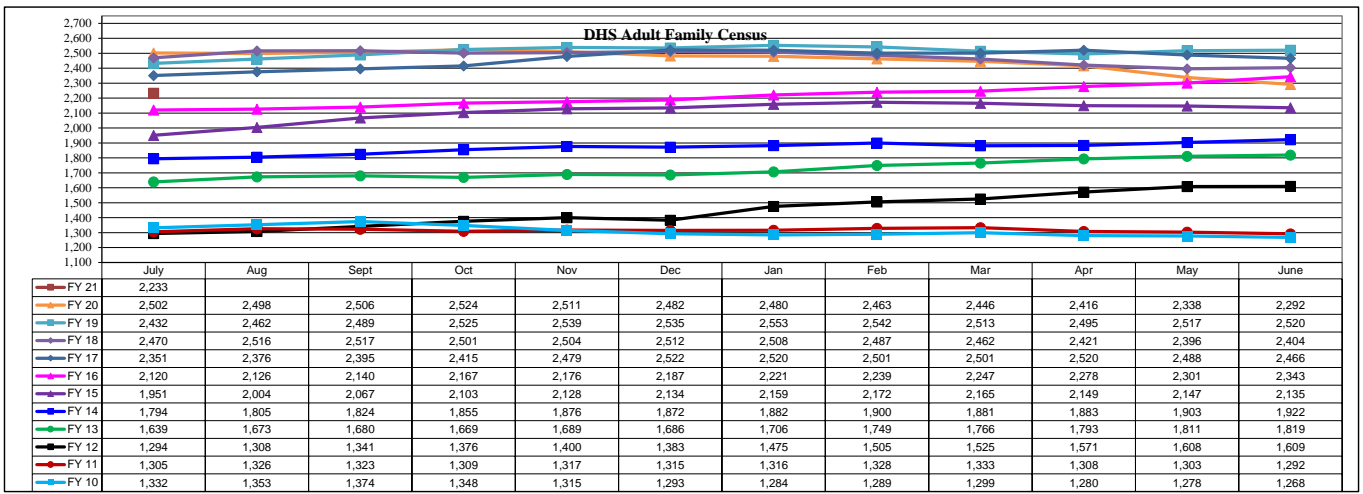
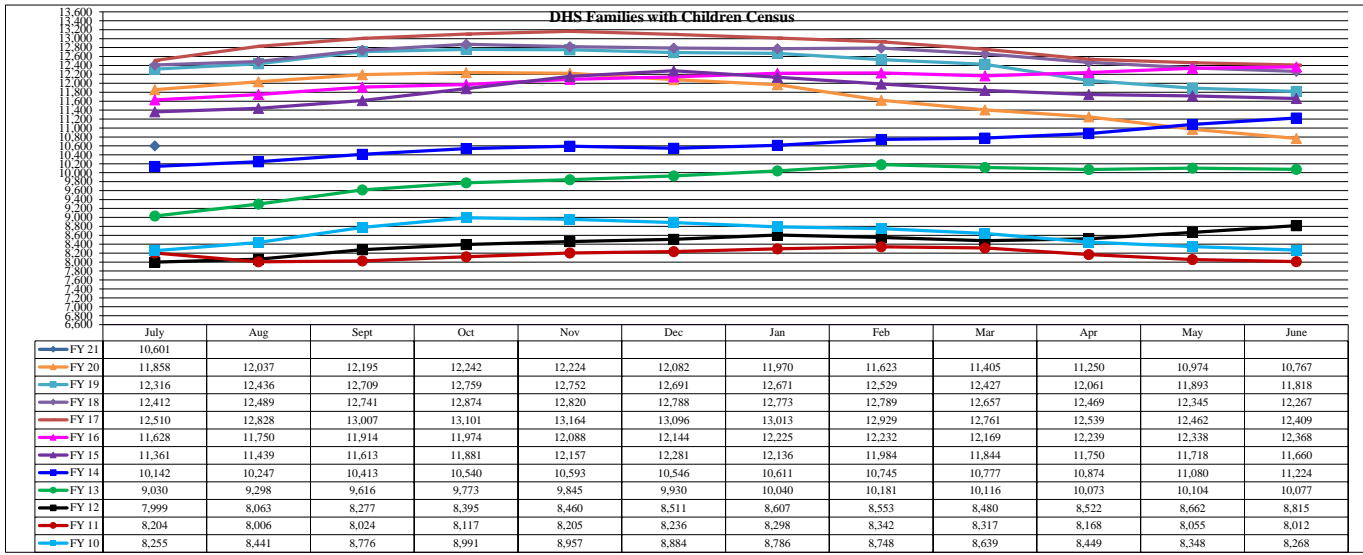
FAMILY INTAKE	
Families Requesting Temporary Housing at PATH	101
Adult Families Requesting Temporary Housing at AFIC	24
Families Placed in Overnight Accommodations	0
Families w/children at PATH Overnight (pre 10PM)	0

TOTAL SHELTER CENSUS	
Adults	36,180
Children	18,517
<b>Total Individuals</b>	<b>54,697</b>

SINGLE ADULTS	
Men	13,223
Women	4,552
<b>Total Single Adults</b>	<b>17,775</b>

FAMILIES WITH CHILDREN CENSUS	
<b>Families</b>	10,441
Adults	13,871
Children	18,517
<b>Individuals</b>	<b>32,388</b>

ADULT FAMILIES CENSUS	
<b>Families</b>	2,144
<b>Individuals (Adults)</b>	<b>4,534</b>



\*Due to data conversion the average monthly census for December 2011 and January 2012 for Families with Children and Adult Families is based upon data for a partial month.