

New York City Board of Correction
Weekly COVID-19 Update
Week of July 25 – July 31, 2020

Overview & Contents

I. Population Change

4. Total Population in DOC Custody and Breakdown by Custody Status, July 25 - 31, 2020
5. Total Population in DOC Custody, March 16 - July 31, 2020
6. Total DOC Population by Custody Status, July 25 - 31, 2020
7. City Sentenced Population by Custody Status, July 25 - 31, 2020
8. Pretrial Population by Custody Status, July 25 - 31, 2020
9. Total Population in DOC Custody and Breakdown by Key Demographics, July 25 - 31, 2020
10. DOC Population in Custody & Population Breakdown by Race/Ethnicity and COVID Housing Designation, July 30, 2020
11. Total Population of 50+-Year-Olds in Custody, March 16 - July 31, 2020

II. Correctional Health Services (CHS) and Department of Correction (DOC) Updates to the Board of Correction (BOC)

11. CHS and DOC Updates to BOC: Summary Table, July 25 - 31, 2020
12. People in Custody by COVID-19 Status, July 25 - 31, 2020
13. Number of Patients Currently Under Observation by CHS, March 17 - July 31, 2020
14. Number of Currently Incarcerated Patients with Confirmed COVID-19, March 17 - July 31, 2020
15. Positive COVID-19 Cases Among Staff, March 16 - July 31, 2020

III. Housing

17. Number of Open Housing Areas by COVID-19 Housing Designation, July 25 - 31, 2020
18. Number and Percent of Open Housing Areas with a COVID-19 Designation, July 25 - 31, 2020
19. Key Demographics by COVID-19 Housing Designation, July 25 - 31, 2020
20. Number of People In Likely Exposed but Asymptomatic Housing, March 16 - July 31, 2020
21. Number of People In Confirmed/Symptomatic Housing, March 16 - July 31, 2020
22. Percentage of People in Custody in Housing Areas with a COVID-19 Housing Designation, March 16 – July 31, 2020

I. Population Change

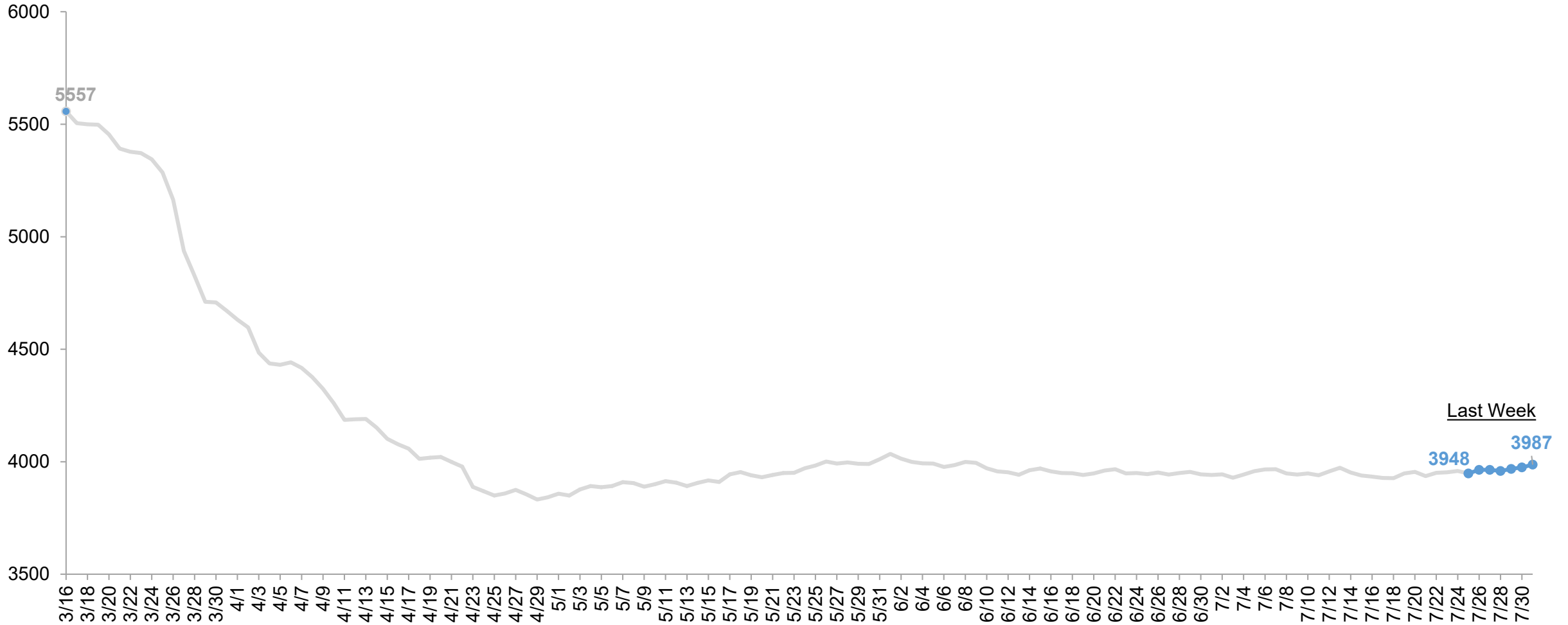
March 16th – July 31st, 2020

I. Population Change: DOC Population in Custody & Breakdown by Custody Status, July 25 – 31, 2020

BOC Analysis of DOC Population in Custody							
	7/25/2020 (Saturday)	7/26/2020 (Sunday)	7/27/2020 (Monday)	7/28/2020 (Tuesday)	7/29/2020 (Wednesday)	7/30/2020 (Thursday)	7/31/2020 (Friday)
Total Population in Custody	3948	3964	3964	3959	3968	3975	3987
Total New Admissions (on previous day)	29	26	12	18	30	40	30
Breakdown by Custody Status							
Total Pretrial (includes detainees and detainees with open cases and a violation of parole)	3515	3529	3518	3522	3521	3539	3550
Total City Sentenced (includes city sentenced and city sentenced with open cases and a violation of parole warrant)	84	84	84	84	86	87	88
Total Held on Technical Parole Violation (with no open case)	175	176	185	182	189	182	184
Other (includes newly state sentenced, state ready inmates, and state prisoners with a court order)	174	175	177	171	172	167	165

I. Population Change: Total Population in DOC Custody

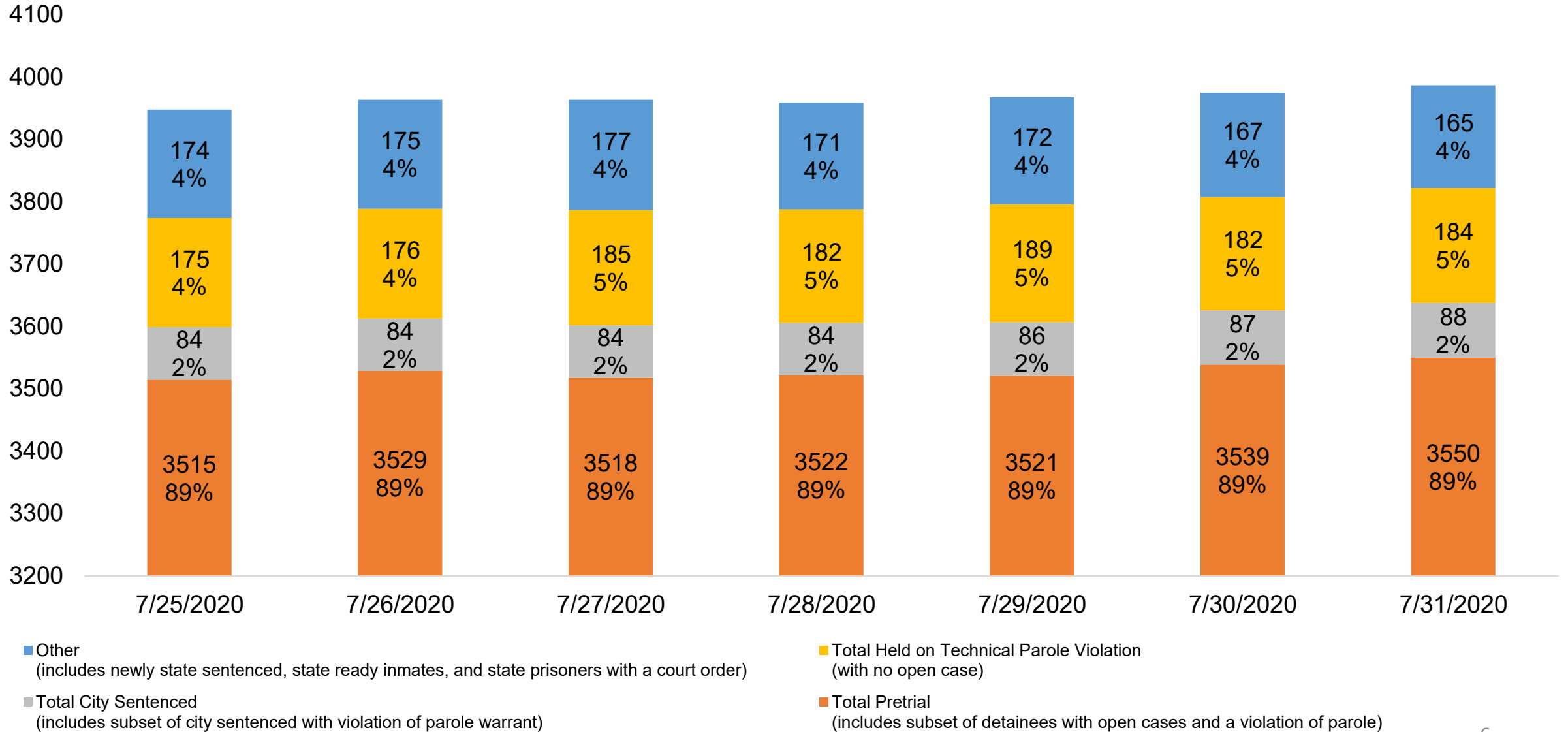
Total Population in DOC Custody March 16 - July 31, 2020



SOURCE: DOC Inmates in Custody File, automated daily pull from the DOC Inmate Information System (IIS) at 11:00 am

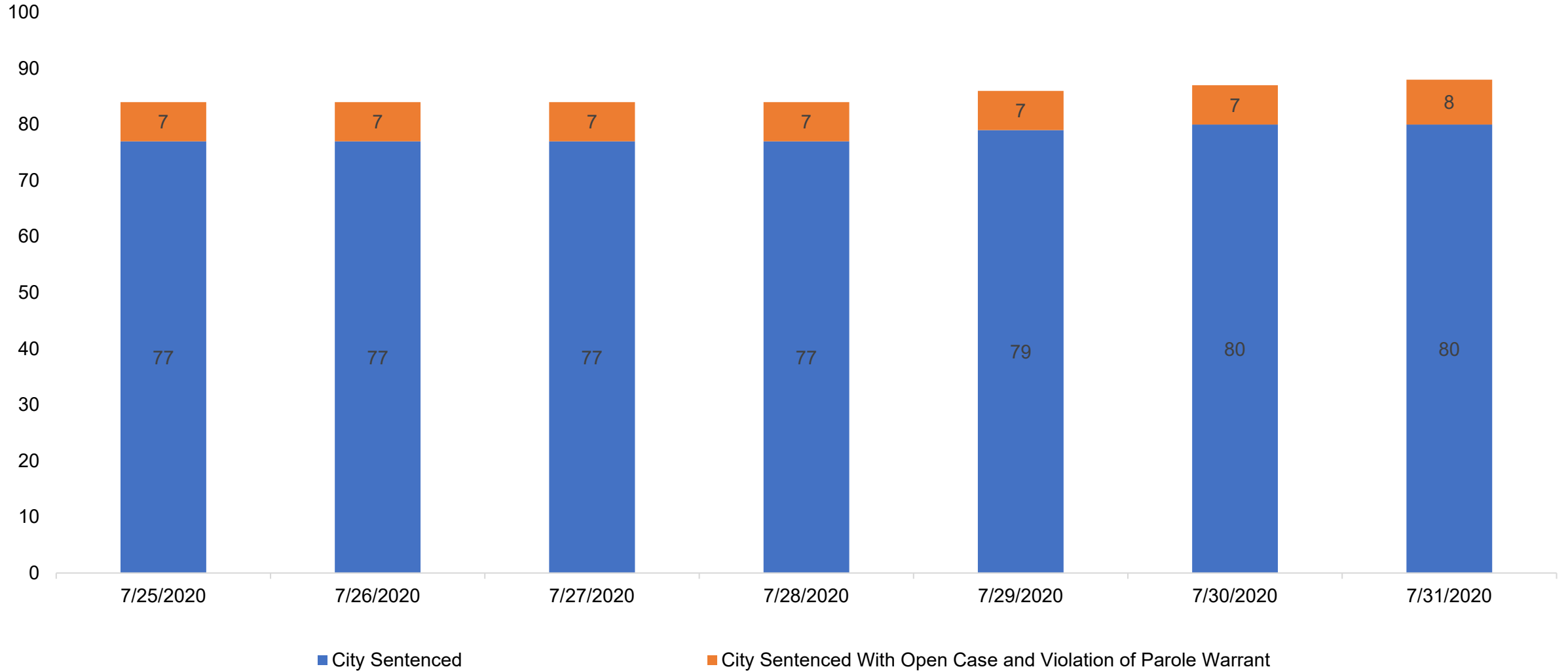
I. Population Change: DOC Population by Custody Status

Total DOC Population by Custody Status, 7/25/2020-7/31/2020



I. Population Change: City Sentenced Population by Custody Status

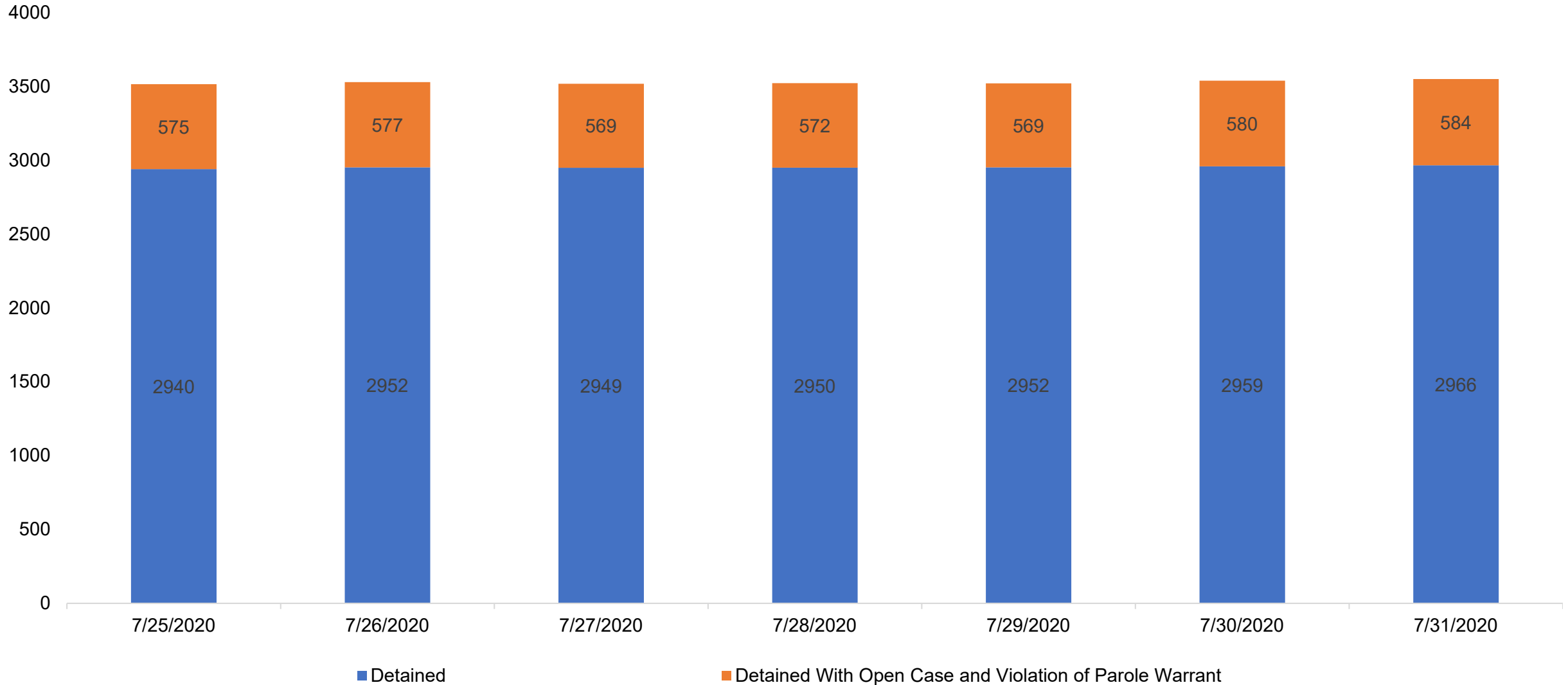
City Sentenced Population by Custody Status 7/25/2020 - 7/31/2020



SOURCE: BOC analysis of DOC Inmates in Custody File, automated daily pull from the DOC Inmate Information System (IIS) at 11:00 am

I. Population Change: Pretrial Population by Custody Status

Pretrial Population by Custody Status 7/25/2020 - 7/31/2020



I. Population Change: DOC Population in Custody & Key Demographics, July 25 – 31, 2020

BOC Analysis of DOC Population in Custody							
	7/25/2020	7/26/2020	7/27/2020	7/28/2020	7/29/2020	7/30/2020	7/31/2020
Total Population in Custody	3948	3964	3964	3959	3968	3975	3987
Key Demographics NOTE: Categories listed below are not mutually exclusive							
Female	149	148	148	148	147	147	146
Male	3714	3712	3791	3764	3744	3805	3779
Transgender Female	14	15	15	15	15	15	15
Transgender Male	4	3	3	3	4	4	4
Gender Non-Conforming	0	0	0	0	0	0	0
Intersex	0	0	0	0	0	0	0
Unknown Gender	67	86	7	29	58	4	43
Young Adults (Ages 18-21)	349	356	350	351	352	361	364
Total 50+ yrs old	529	532	534	535	538	536	544
Total 50+ yrs old with a Technical Parole Violation	32	32	34	34	37	33	33
M Designation (Brad H/ Receiving Mental Health Services)	2119	2117	2117	2137	2141	2144	2145
Total in North Infirmary Command (NIC) (male infirmary patients)	39	39	39	41	42	44	43
Total Rose M. Singer Center (RMSC) Infirmary (female infirmary patients)	4	4	4	5	5	4	5

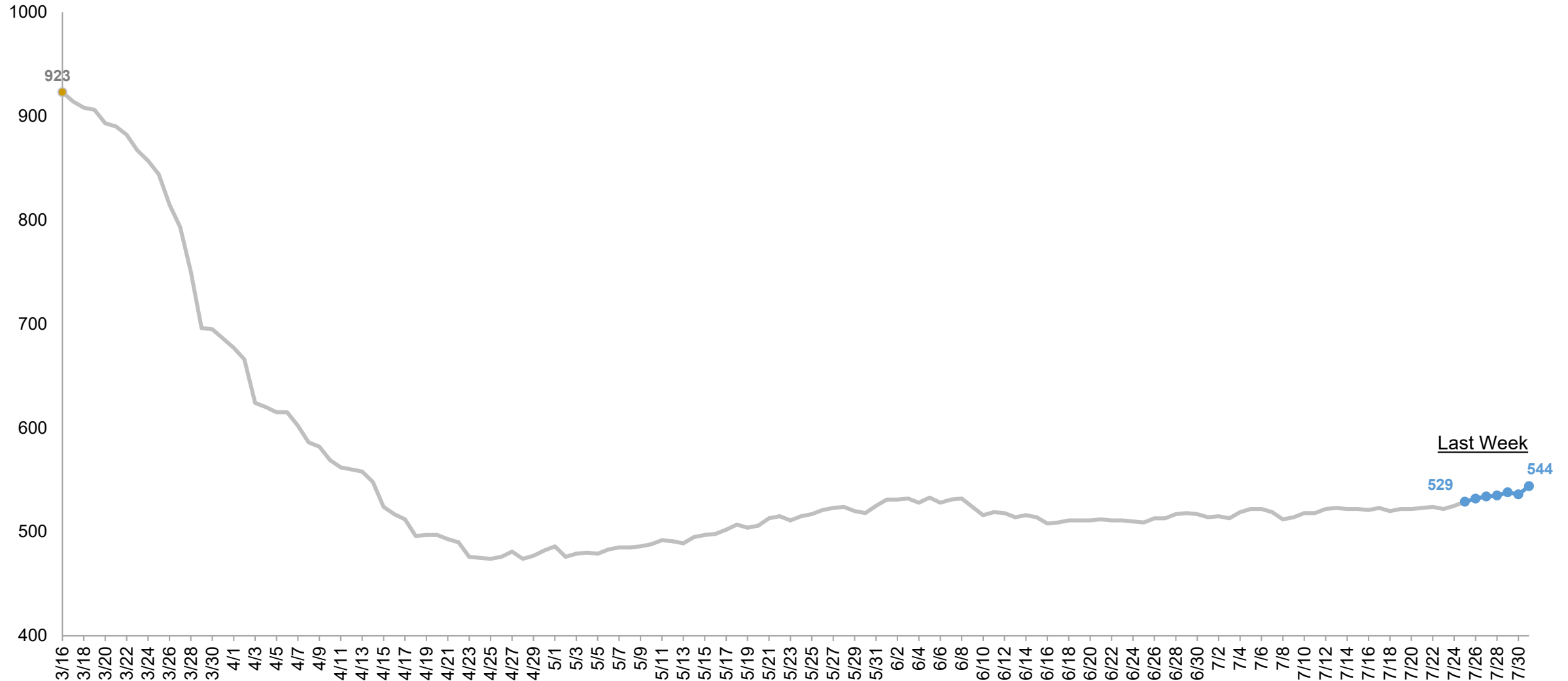
I. Population Change: DOC Population in Custody & Population Breakdown by Race/Ethnicity

Breakdown of Population by Race/Ethnicity and Type of Housing 7/30/2020 (as of 11:00 am)						
Race/Ethnicity	Total Population in DOC Custody	% of DOC Population	Total Population in Confirmed or Symptomatic Units	% of Confirmed or Symptomatic Population	Total Population in Likely Exposed but Asymptomatic Units	% of Likely Exposed but Asymptomatic Population
Asian	60	1.51%	≤10	--	DOC reported no likely exposed but asymptomatic units open on this date.	
Asian Hispanic	0	0.00%	≤10	--		
Black	2220	55.85%	31	56.36%		
Black Hispanic	119	2.99%	≤10	--		
Hispanic	1014	25.51%	15	27.27%		
Native	8	0.20%	≤10	--		
Native Hispanic	2	0.05%	≤10	--		
Other	114	2.87%	≤10	--		
Unknown	5	0.13%	≤10	--		
White	247	6.21%	≤10	--		
White Hispanic	181	4.55%	≤10	--		
Declined to Self-Report	5	0.13%	≤10	--		
Total:	3975	100%	55	100%	0	100%

NOTE: BOC analysis is based on the housing areas for confirmed COVID-19 patients, symptomatic patients, and likely exposed but asymptomatic units reported by DOC on the previous day (7/29/2020 at 8:30 pm), the DOC Inmates in Custody File on 7/30/2020, which is automated pull from the DOC Inmate Information System (IIS) at 11:00 am, and the Cross-Section file on 7/30/2020.

I. Population Change: Population of 50+-Year-Olds in Custody

Total Population of 50+-Year-Olds in Custody, 3/16/2020 - 7/31/2020



II. Correctional Health Services (CHS) and Department of Correction (DOC) Updates to the Board of Correction (BOC)

March 17th – July 31st, 2020

II. CHS and DOC Updates to BOC: Summary Table, July 25 – 31, 2020

Correctional Health Services (CHS) and Department of Correction (DOC) Updates to the Board of Correction (BOC)							
	7/25/2020	7/26/2020	7/27/2020	7/28/2020	7/29/2020	7/30/2020	7/31/2020
Patients under observation by CHS*	30	35	37	38	38	41	34
Current patients with confirmed COVID-19**	288	288	288	287	286	283	283
Deaths in custody (in hospital; cumulative)***	3	3	3	3	3	3	3
CHS staff currently under quarantine/ isolation	0	0	0	1	0	1	0
CHS staff with confirmed COVID-19 (cumulative)	204	204	204	205	205	205	205
Total DOC staff with confirmed COVID-19 (cumulative)	1420	1420	1420	1420	1420	1420	1420
Uniform DOC staff with confirmed COVID-19 (cumulative)	1312	1312	1312	1312	1312	1312	1312
Non-uniform DOC staff with confirmed COVID-19 (cumulative)	108	108	108	108	108	108	108

* Confirmed COVID-19 patients and symptomatic patients in DOC facilities, excludes hospitalized patients.

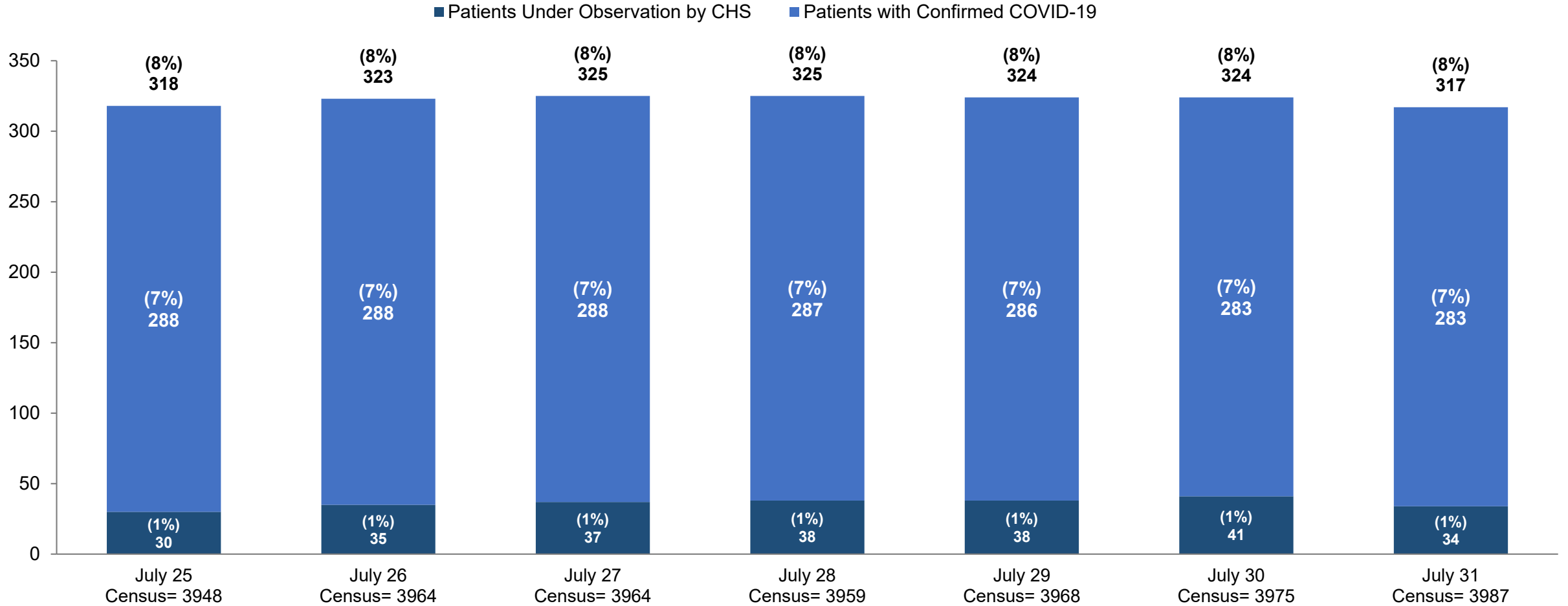
** This metric includes hospitalized patients. A proportion of currently incarcerated patients with confirmed COVID-19 are also represented in the 'under observation' metric above.

*** The number of CHS patient deaths does not include patients who may have been diagnosed and treated while in custody and died post-release.

SOURCES: BOC analysis of daily CHS updates to BOC & DOC Inmates in Custody File, automated daily pull from the DOC Inmate Information System (IIS) at 11:00 am

II. CHS and DOC Updates to BOC: People in Custody by COVID-19 Status

**Number and Percent of Patients Under Observation or with Confirmed COVID-19
July 25 - July 31, 2020**



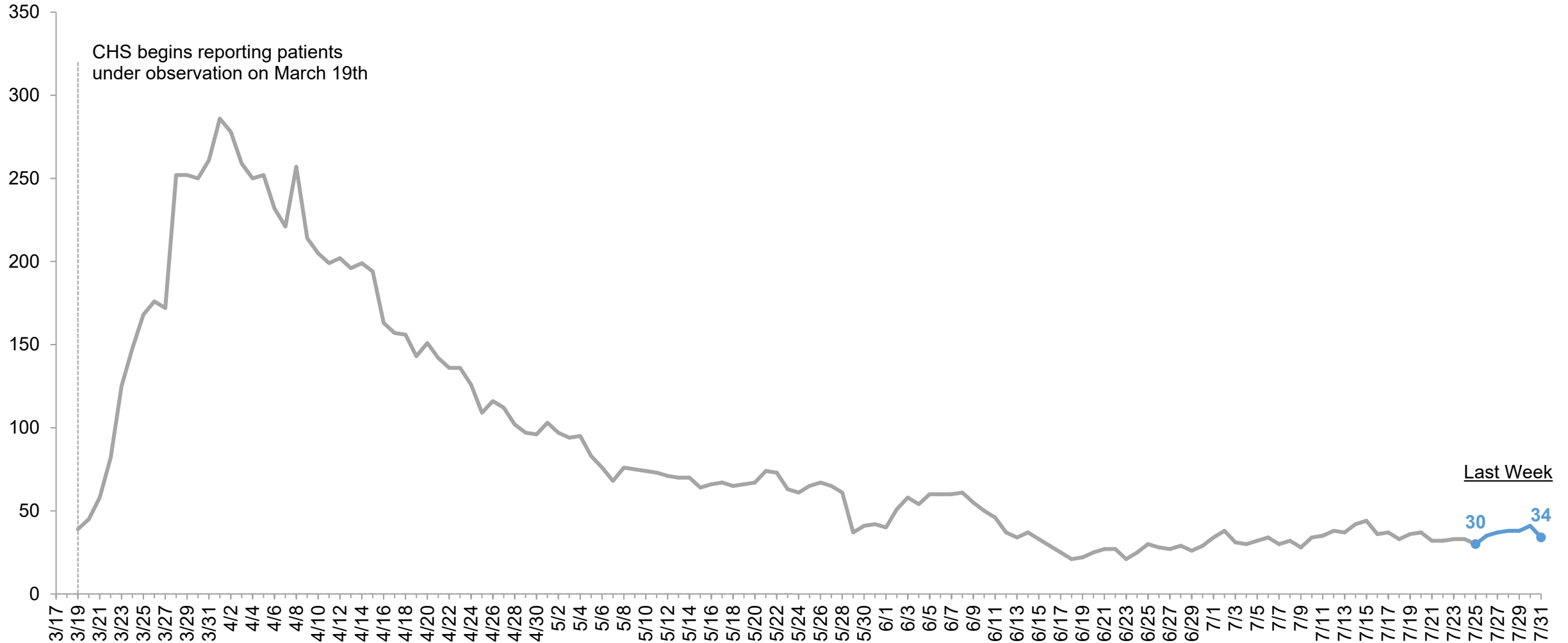
* People under observation by CHS are confirmed COVID-19 patients or symptomatic patients in DOC facilities. This value excludes hospitalized patients.

* CHS has not reported the cumulative total number of individuals who were confirmed for COVID-19 while in DOC custody; the numbers above reflect the number of confirmed COVID-19 patients who were currently incarcerated as of each date.

SOURCES: BOC analysis of daily CHS updates to BOC & DOC Inmates in Custody File, automated daily pull from the DOC Inmate Information System (IIS) at 11:00 am

II. CHS and DOC Updates to BOC: Patients Currently Under Observation by CHS

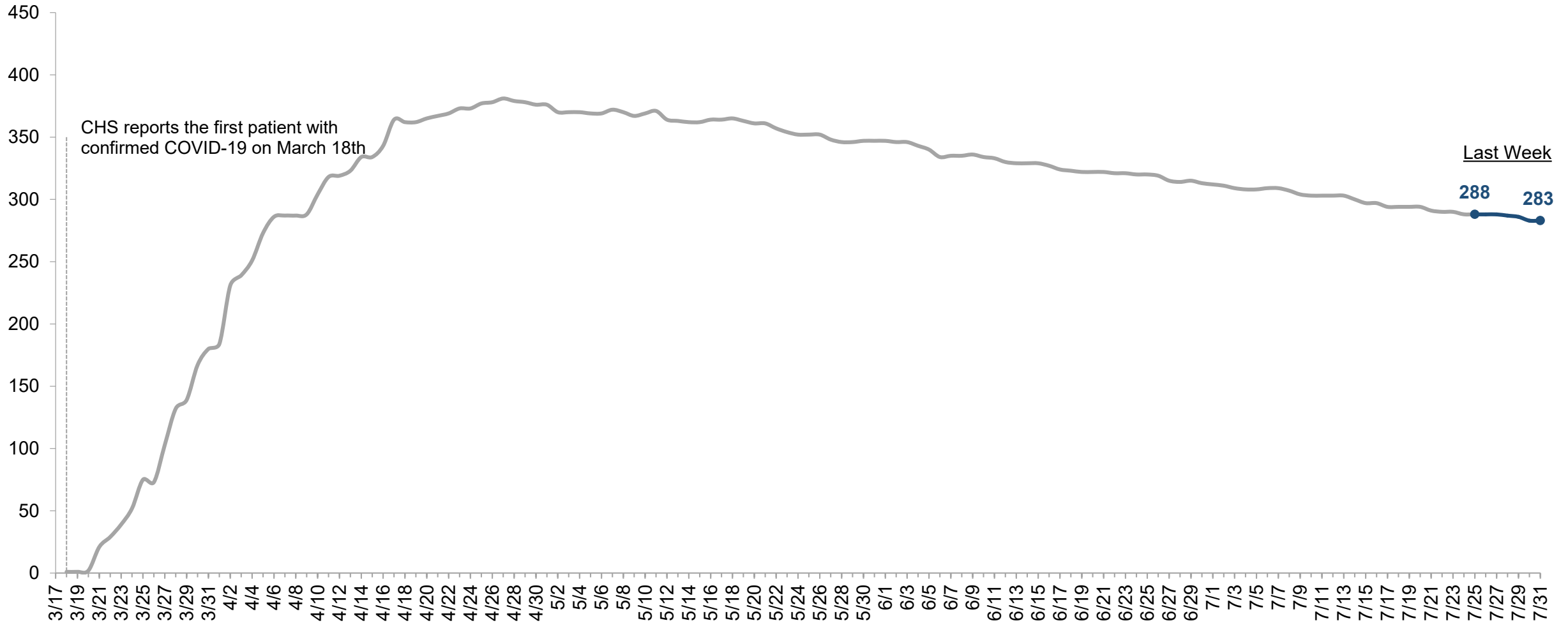
Number of Patients Currently Under Observation by CHS
March 17 - July 31, 2020



* Incarcerated patients under observation by CHS include confirmed COVID-19 patients or symptomatic patients in DOC facilities. This number excludes hospitalized patients.

II. CHS and DOC Updates to BOC: Currently Incarcerated Patients with Confirmed COVID-19

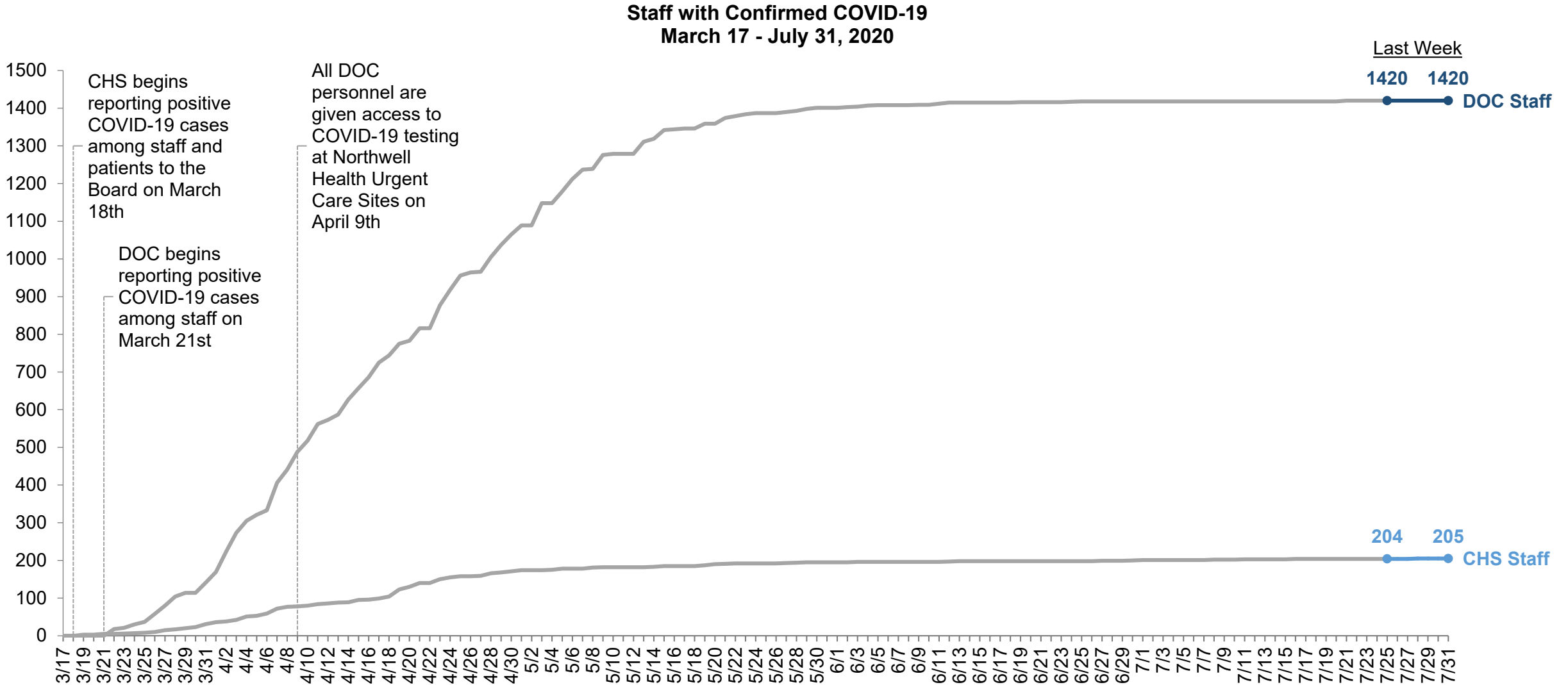
Number of Currently Incarcerated Patients with Confirmed COVID-19
March 17 - July 31, 2020



* CHS has not reported the cumulative total number of individuals who were confirmed for COVID-19 while in DOC custody; the numbers above reflect the number of confirmed COVID-19 patients who were currently incarcerated as of each date.

SOURCE: Daily CHS Updates to BOC

II. CHS and DOC Updates to BOC: Staff with Confirmed COVID-19 (cumulative)



* CHS and DOC report the cumulative total of staff members who have tested positive for COVID-19. CHS does not report the cumulative total of incarcerated people who have tested positive for COVID-19; therefore, it would be inappropriate to compare staff totals to the number of currently incarcerated patients with COVID-19 in slide 8.

SOURCES: CHS and DOC Daily Updates to BOC

III. Housing

March 16th – July 31st, 2020

III. Housing: Housing Areas by COVID-19 Housing Designation,* July 25 – 31, 2020

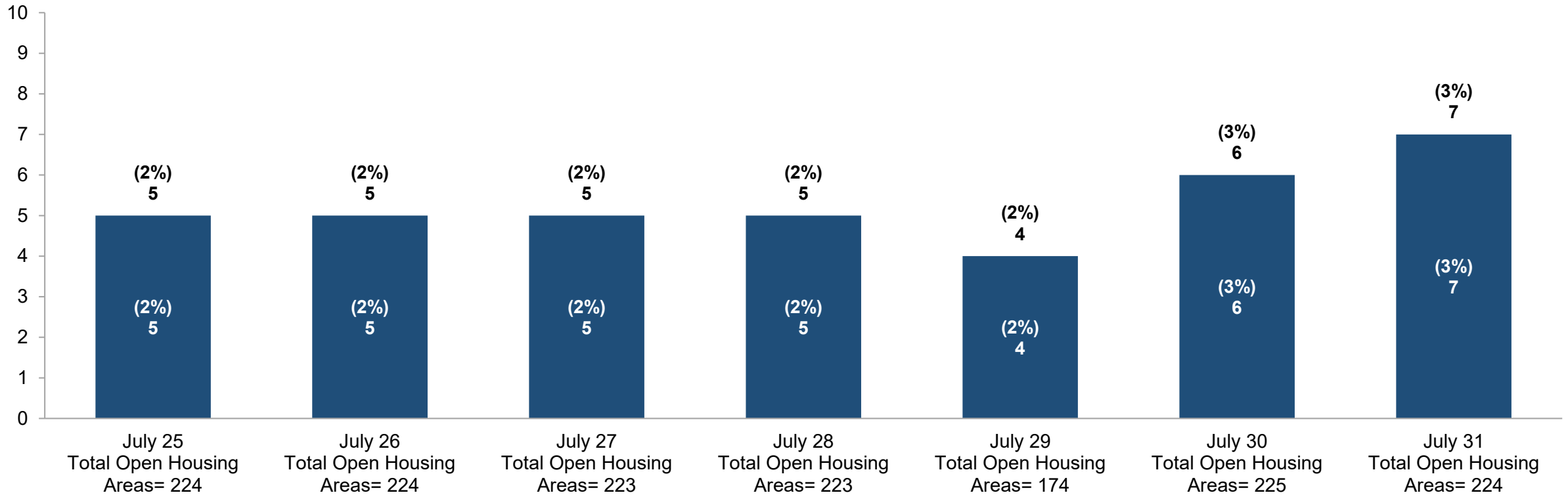
	7/25/2020	7/26/2020	7/27/2020	7/28/2020	7/29/2020	7/30/2020	7/31/2020
Total Number of Open Housing Areas (as of 11:00 am)	224	224	223	223	174	225	224
Total Housing Areas for Confirmed COVID-19 Patients and Symptomatic Patients on Previous Day	5	5	5	5	4	6	7
Total Housing Areas for Likely Exposed but Asymptomatic Individuals on Previous Day	0	0	0	0	0	0	0

NOTE: BOC analysis is based on the housing areas for likely exposed but asymptomatic individuals, confirmed COVID-19 patients, and symptomatic patients reported by DOC on the previous day (time of DOC reports ranging from 7:00pm to 8:30pm)

III. Housing: Housing Areas with a COVID-19 Housing Designation*

**Number and Percent of Open Housing Areas with a COVID-19 Designation
July 25 - July 31, 2020**

■ Confirmed COVID-19 or Symptomatic Housing ■ Likely Exposed but Asymptomatic Housing



* DOC uses three COVID-19-related housing designations: (1) one for likely exposed but asymptomatic individuals, (2) one for exposed and symptomatic individuals, and (3) one for confirmed COVID-19 patients.

SOURCES: BOC analysis of daily DOC updates to BOC & DOC Inmates in Custody File, automated daily pull from the DOC Inmate Information System (IIS) at 11:00am. BOC analysis is based on the COVID-19 housing unit designations reported by DOC on the previous day (time of DOC reports ranging from 7:00pm to 8:30pm).

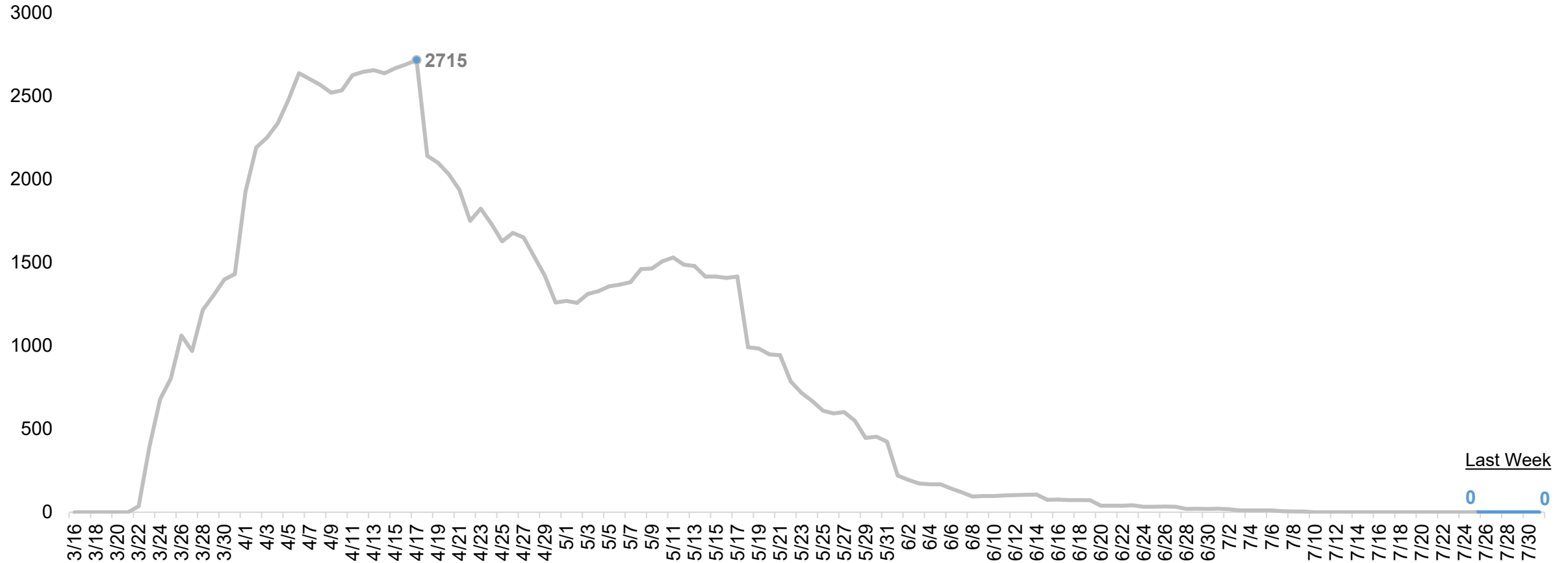
III. Housing: Key Demographics by COVID-19 Housing Designation, July 25 – 31, 2020

	7/25/2020	7/26/2020	7/27/2020	7/28/2020	7/29/2020	7/30/2020	7/31/2020
Likely Exposed but Asymptomatic							
Total People in Exposed but Asymptomatic Units (as of 11:00am) Note: Categories below are not mutually exclusive.	0	0	0	0	0	0	0
50+ Years Old	DOC reported no likely exposed but asymptomatic units open on these dates.						
Young Adults (Ages 18-21)							
M-Designation							
Female							
Men							
Transgender Female							
Transgender Male							
Gender Non-Conforming							
Intersex							
Unknown Gender							
Confirmed and Symptomatic							
Total Patients in Housing Areas Used for COVID-19 Patients and Symptomatic Patients (as of 11:00am) Note: Categories below are not mutually exclusive.	31	34	37	39	41	55	45
50+	≤10	≤10	≤10	≤10	≤10	≤10	≤10
Young Adults (Ages 18-21)	≤10	≤10	≤10	≤10	≤10	≤10	≤10
M-Designation	12	15	15	18	19	26	20
Female	≤10	≤10	≤10	≤10	≤10	≤10	≤10
Male	28	31	34	36	35	51	43
Transgender Female	≤10	≤10	≤10	≤10	≤10	≤10	≤10
Transgender Male	≤10	≤10	≤10	≤10	≤10	≤10	≤10
Gender Non-Conforming	≤10	≤10	≤10	≤10	≤10	≤10	≤10
Intersex	≤10	≤10	≤10	≤10	≤10	≤10	≤10
Unknown Gender	≤10	≤10	≤10	≤10	≤10	≤10	≤10

NOTE: BOC analysis is based on the housing areas for likely exposed but asymptomatic individuals, confirmed COVID-19 patients, and symptomatic patients reported by DOC on the previous day (time of DOC reports ranging from 7:00pm to 8:30pm)

III. Housing: People in Likely Exposed but Asymptomatic Housing

**Number of People In Likely Exposed but Asymptomatic Housing,
March 16th - July 31st, 2020**

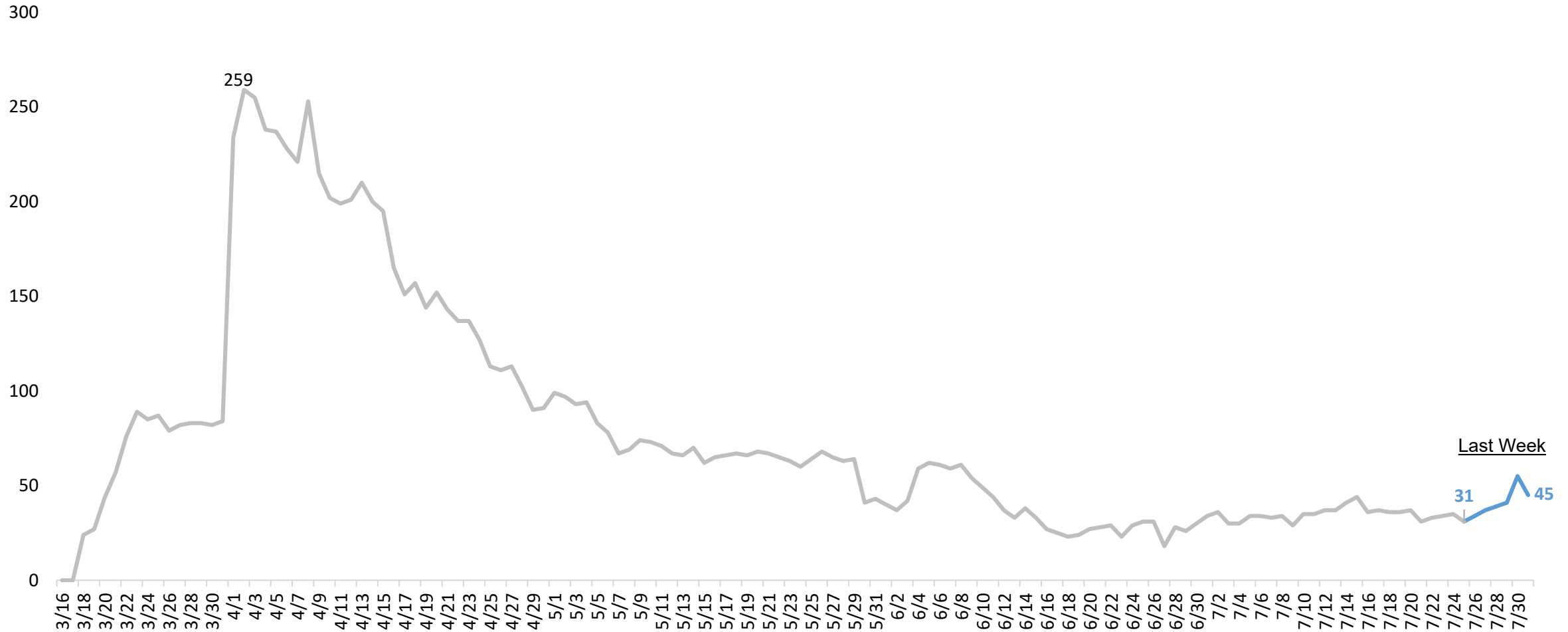


* DOC uses three COVID-19-related housing designations: (1) one for likely exposed but asymptomatic individuals, (2) one for exposed and symptomatic individuals, and (3) one for confirmed COVID-19 patients.

SOURCES: BOC analysis of daily DOC updates to BOC & DOC Inmates in Custody File, automated daily pull from the DOC Inmate Information System (IIS) at 11:00am and the housing units for exposed but asymptomatic patients identified by the Department as of the previous day (time of DOC reports ranging from 7:00pm to 8:30pm).

III. Housing: People in Confirmed/Symptomatic Housing

Number of People In Confirmed/Symptomatic Housing, March 16 - July 31st, 2020



Last Week

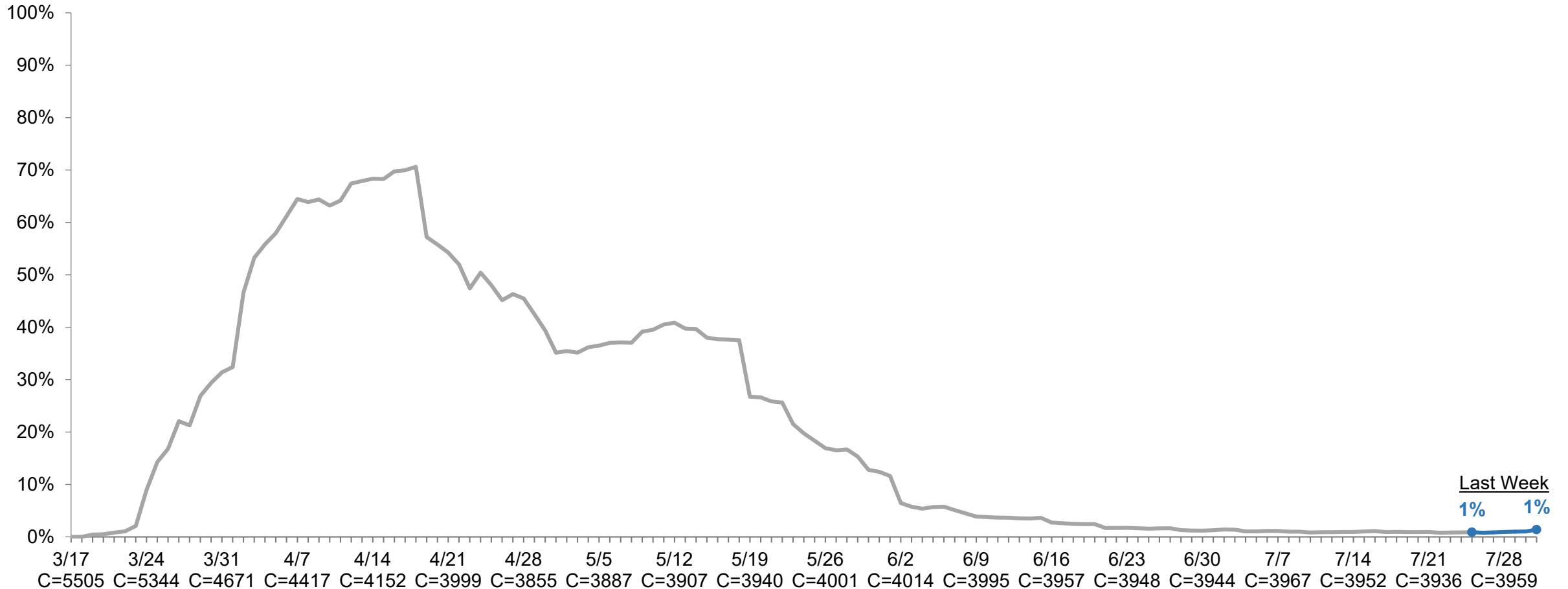
31 45

* DOC uses three COVID-19-related housing designations: (1) one for likely exposed but asymptomatic individuals, (2) one for exposed and symptomatic individuals, and (3) one for confirmed COVID-19 patients.

SOURCES: BOC analysis of daily DOC updates to BOC & DOC Inmates in Custody File, automated daily pull from the DOC Inmate Information System (IIS) at 11:00am and the housing units for confirmed and symptomatic patients identified by the Department as of the previous day (time of DOC reports ranging from 7:00pm to 8:30pm).

III. Housing: Percentage of People in Custody in Housing Areas with a COVID-19 Housing Designation

Percentage of People in Custody in Housing Areas with a COVID-19 Designation*
March 17 - July 31, 2020



* DOC uses three COVID-19-related housing designations: (1) one for likely exposed but asymptomatic individuals, (2) one for exposed and symptomatic individuals, and (3) one for confirmed COVID-19 patients.

SOURCES: BOC analysis of daily DOC updates to BOC & DOC Inmates in Custody File, automated daily pull from the DOC Inmate Information System (IIS) at 11:00am. BOC analysis is based on the COVID-19 housing unit designations reported by DOC on the previous day (time of DOC reports ranging from 7:00pm to 8:30pm).