

DAILY REPORT

5/13/2020

(Data from Tuesday, May 12, 2020)

SINGLE ADULTS	
Drop-in Center Clients Served	538
Drop-in Center Overnight Census	137
Faith Bed Census	50
Outreach Contacts	437
Outreach Placements	57
Safe Haven Utilization	1077
Veterans In Short-term Housing	232
Criminal Justice Short-term Housing	126

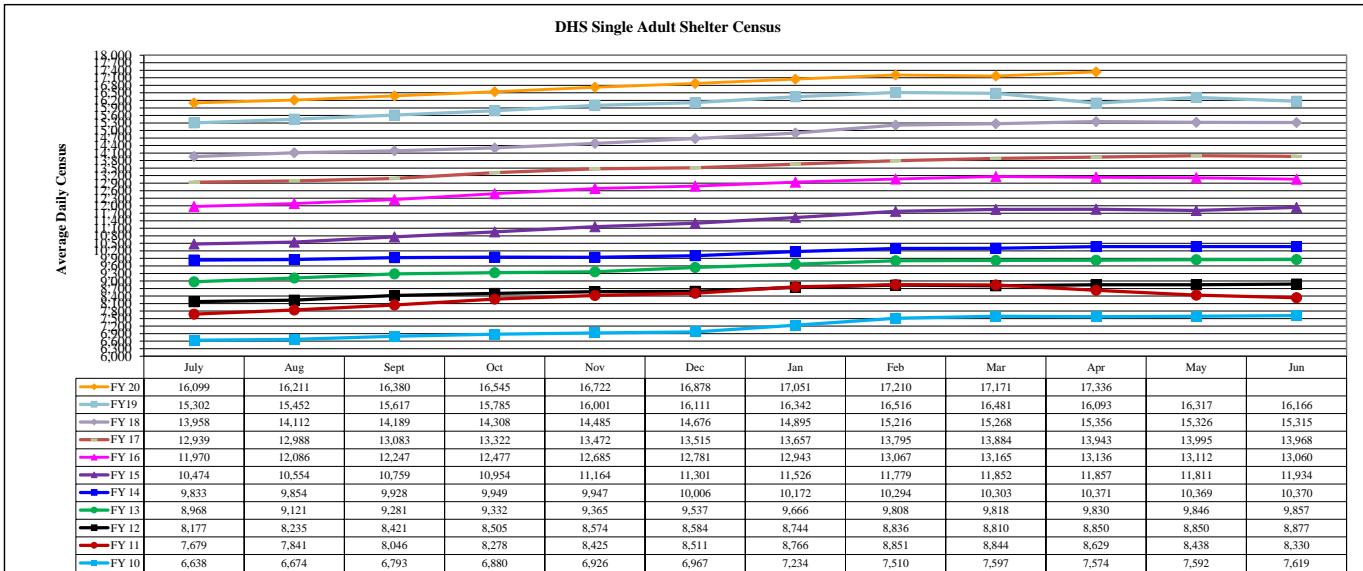
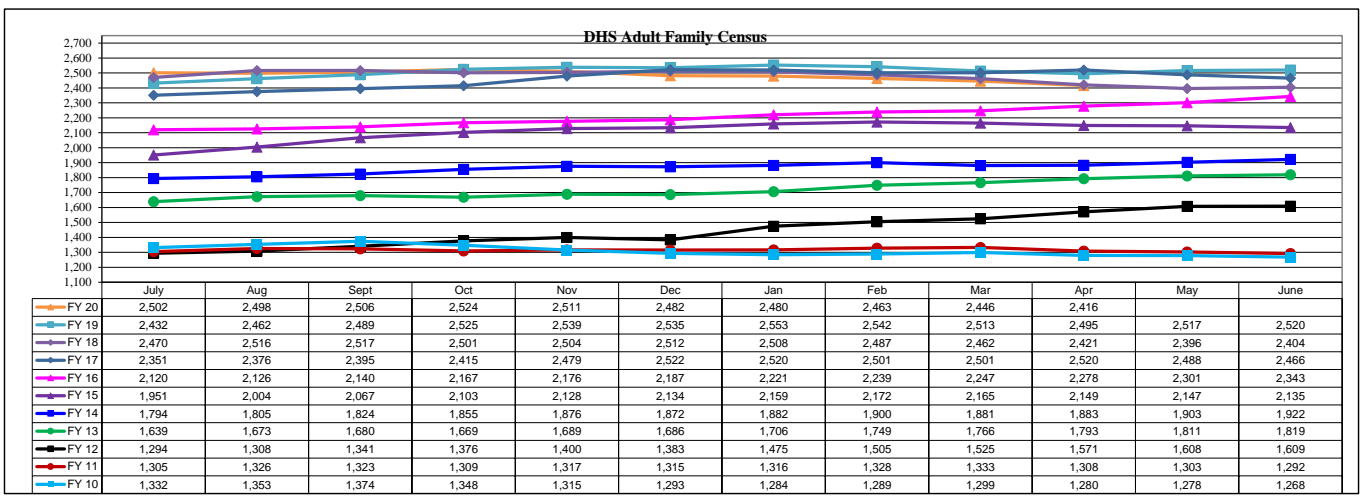
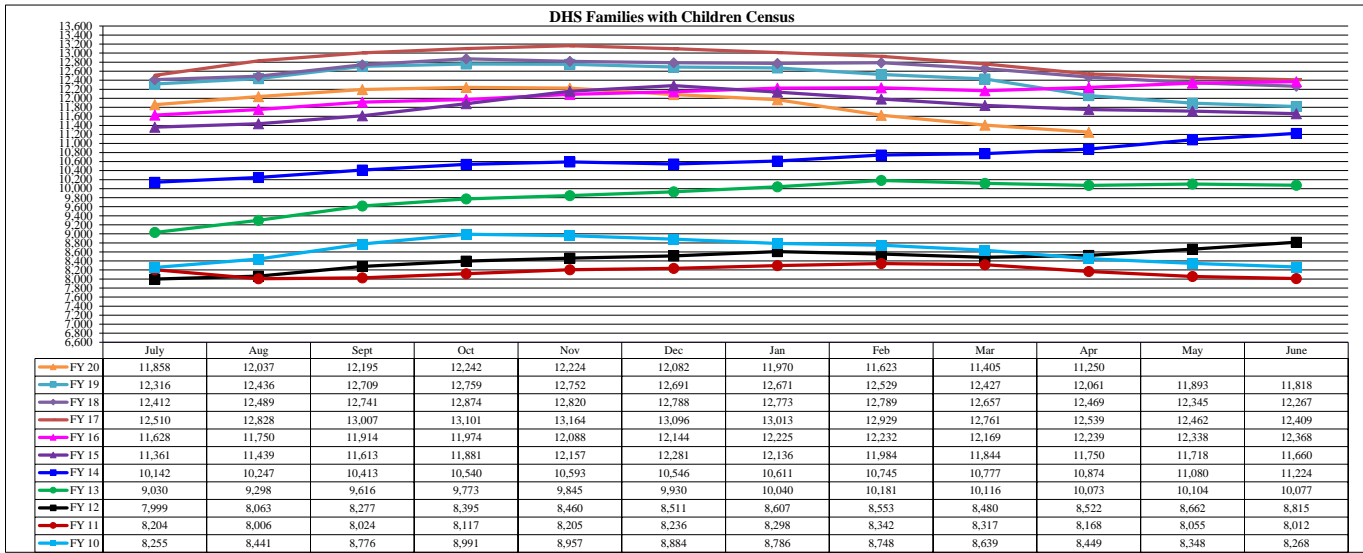
FAMILY INTAKE	
Families Requesting Temporary Housing at PATH	98
Adult Families Requesting Temporary Housing at AFIC	19
Families Placed in Overnight Accommodations	0
Families w/children at PATH Overnight (pre 10PM)	0

TOTAL SHELTER CENSUS	
Adults	36,987
Children	19,649
Total Individuals	56,636

SINGLE ADULT SHELTER CENSUS	
Men	12,788
Women	4,539
Total Single Adults	17,327

FAMILIES WITH CHILDREN CENSUS	
Families	10,990
Adults	14,715
Children	19,649
Individuals	34,364

ADULT FAMILIES CENSUS	
Families	2,340
Individuals (Adults)	4,945



*Due to data conversion the average monthly census for December 2011 and January 2012 for Families with Children and Adult Families is based upon data for a partial month.