

**DAILY REPORT**

3/6/2020

(Data from Thursday, March 05, 2020)

SINGLE ADULTS	
Drop-in Center Clients Served	659
Drop-in Center Overnight Census	249
Faith Bed Census	168
Outreach Contacts	460
Outreach Placements	30
Safe Haven Utilization	1055
Veterans In Short-term Housing	248
Criminal Justice Short-term Housing	217

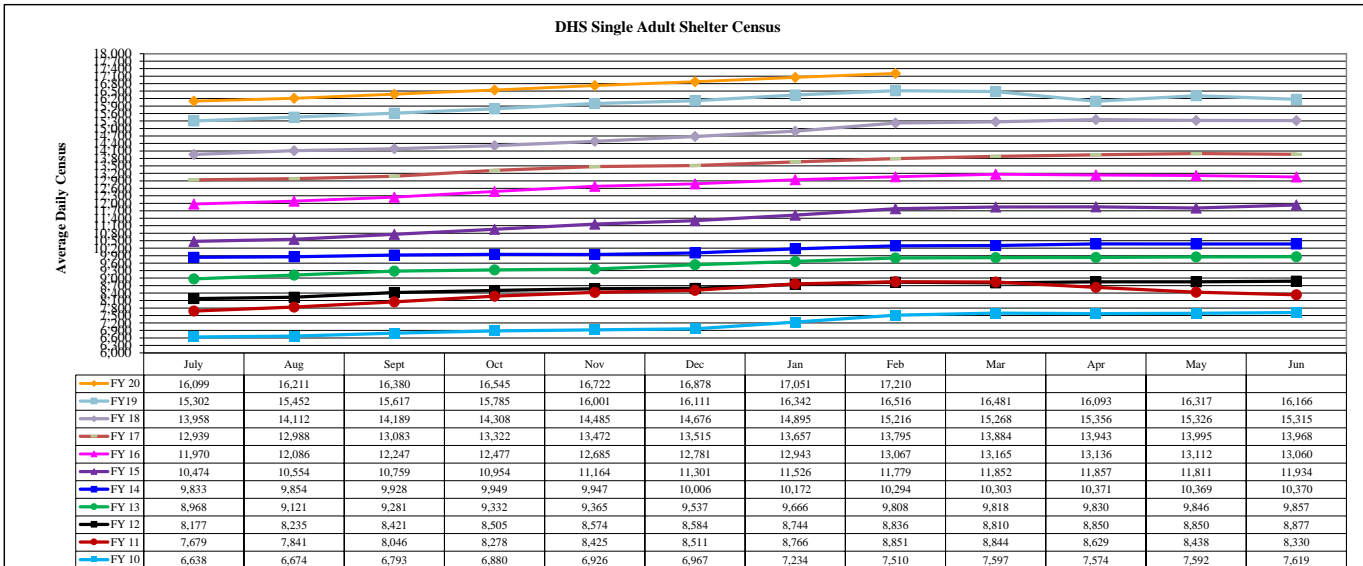
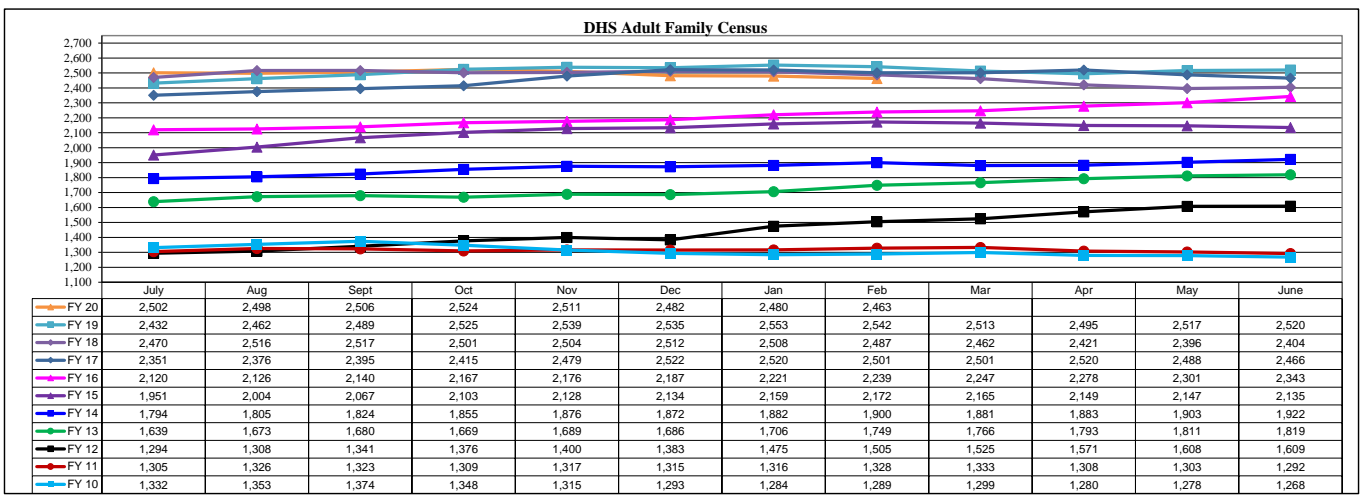
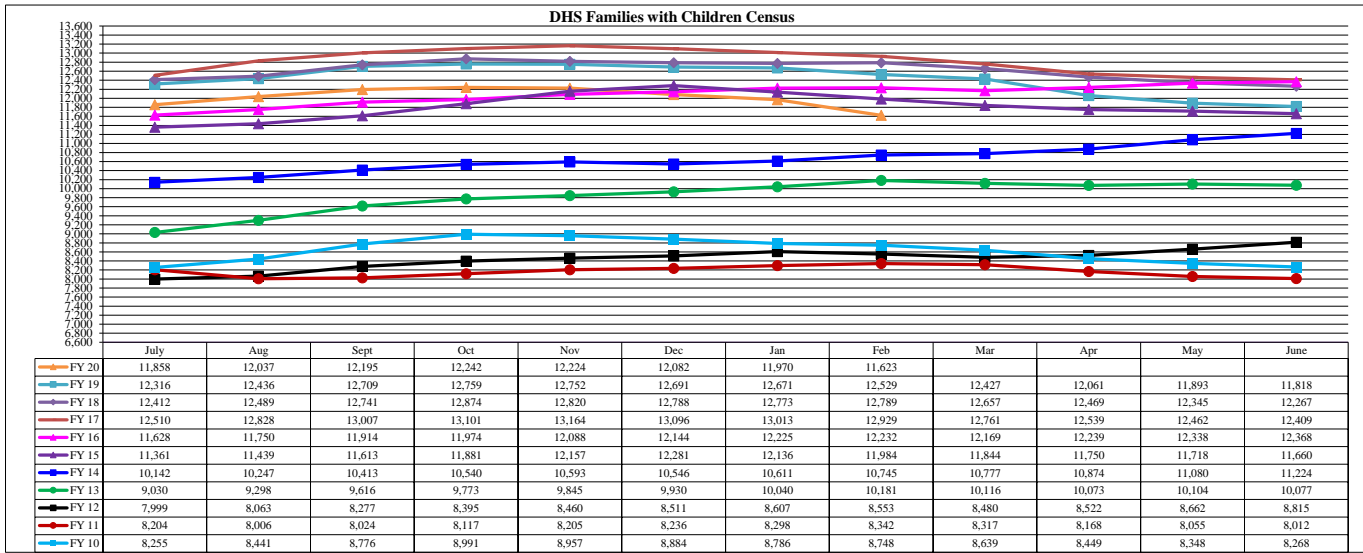
FAMILY INTAKE	
Families Requesting Temporary Housing at PATH	90
Adult Families Requesting Temporary Housing at AFIC	25
Families Placed in Overnight Accommodations	0
Families w/children at PATH Overnight (pre 10PM)	0

TOTAL SHELTER CENSUS	
Adults	37,681
Children	20,542
<b>Total Individuals</b>	<b>58,223</b>

SINGLE ADULT SHELTER CENSUS	
Men	12,529
Women	4,662
<b>Total Single Adults</b>	<b>17,191</b>

FAMILIES WITH CHILDREN CENSUS	
<b>Families</b>	11,428
Adults	15,323
Children	20,542
<b>Individuals</b>	<b>35,865</b>

ADULT FAMILIES CENSUS	
<b>Families</b>	2,451
<b>Individuals (Adults)</b>	<b>5,167</b>



\*Due to data conversion the average monthly census for December 2011 and January 2012 for Families with Children and Adult Families is based upon data for a partial month.