



BILL DE BLASIO
MAYOR

CIVILIAN COMPLAINT REVIEW BOARD
100 CHURCH STREET 10th FLOOR
NEW YORK, NEW YORK 10007 ♦ TELEPHONE (212) 912-7235
www.nyc.gov/ccrb

DEBORAH N. ARCHER, ESQ.
ACTING CHAIR

MINA Q. MALIK, ESQ.
EXECUTIVE DIRECTOR

Executive Director's Monthly Report
July 2016
(Statistics for June 2016)

Contents

Executive Summary	2
Glossary	3
Complaints Received	4
CCRB Cases Received By Borough and Precinct	5
Allegations Received	7
CCRB Docket	10
Closed Cases	12
Resolving Cases	12
Dispositions / Case Abstracts	13
Dispositions - Full Investigations	15
Dispositions - All CCRB Cases	16
Dispositions - Allegations	17
Substantiation Rates	19
Substantiation Rates and Video	19
Board Discipline Recommendations for Substantiated Complaints	20
Board Discipline Recommendations for Substantiated Allegations	22
Truncations	26
Mediation Unit	27
Administrative Prosecution Unit	29
NYPD Discipline	30
Appendix	35

Executive Summary

The Civilian Complaint Review Board (“CCRB”) is an independent municipal Agency that investigates complaints of NYPD misconduct. Every month, the CCRB prepares an Executive Director report for its public meeting. In general, investigations are being conducted more efficiently than at any period in the Agency’s history. The raw number of substantiations and percentage of cases being substantiated are at historic levels. Video evidence is playing a crucial role in the outcome of cases. Data for June 2016 included the following highlights:

- 1) The CCRB continues to close its cases more efficiently. Of the cases that remain in the CCRB active docket, 97% have been open for four months or less, and 99% have been open for seven months or less (page 10). In June, the CCRB opened 431 new cases (page 4), and currently has a docket of 1,002 cases (page 11).
- 2) The CCRB substantiated allegations in 22% of its fully investigated cases which marks the fifteenth straight month the CCRB has substantiated more than 20% of its cases (page 19).
- 3) The CCRB fully investigated 34% of the cases it closed in June (page 12) and resolved (fully investigated, mediated or mediation attempted) 41% of the cases it closed in June (page 12). The Agency's truncation rate is 59% (page 12). This is primarily driven by complainant/victim/witness uncooperative which the CCRB is currently focused on examining.
- 4) For June, investigations using video evidence resulted in substantiated allegations in 34% of cases - compared to 17% of substantiated cases in which video was not available (page 19).
- 5) The Monthly Report includes a breakdown of complaints and substantiations by NYPD precinct and borough of occurrence (pages 5-6).
- 6) In June the PC finalized penalty decisions against 18 officers: 5 were guilty verdicts won by the APU (page 28). The APU has conducted trials against 67 respondent officers year to date, and trials against 6 respondent officers in June. The CCRB's Administrative Prosecution Unit (APU) prosecutes the most serious allegations of misconduct.

Finally, the Monthly Report contains a Table of Contents, Glossary, and Appendix, all meant to assist readers in navigating this report. The CCRB is committed to producing monthly reports that are valuable to the public, and welcome feedback on how to make our data more accessible.

Glossary

In this glossary we have included a list of terms that regularly appear in our reports.

Allegation: An allegation is a specific act of misconduct. The same “complaint” can have multiple allegations – excessive force and discourteous language, for example. Each allegation is reviewed separately during an investigation.

APU: The Administrative Prosecution Unit is the division of the CCRB that has prosecuted “charges” cases since April 2013, after the signing of a 2012 Memorandum of Understanding between the CCRB and NYPD.

Board Panel: The “Board” of the CCRB has 13 members appointed by the mayor. Of the 13 members, five are chosen by the Mayor, five are chosen by the City Council, and three are chosen by the Police Commissioner. Following a completed investigation by the CCRB staff, three Board members, sitting as a Board Panel, will make a finding on whether misconduct occurred and will make a recommendation on what level of penalty should follow.

Case/Complaint: For the purposes of CCRB data, a “case” or “complaint” is defined as any incident within the Agency’s jurisdiction, brought to resolution by the CCRB. Cases/Complaints thus include truncations, fully investigated or ongoing cases, mediations, and completed investigations pending Board Panel review.

Disposition: The Board’s finding as to the outcome of a case (i.e. if misconduct occurred).

FADO: Under the City Charter, the CCRB has jurisdiction to investigate the following categories of police misconduct: Force, Abuse of Authority, Discourtesy, and Offensive Language, collectively known as “FADO”.

Intake: CCRB’s Intake team initially handles complaints from the public. Intake takes complaints that come via live phone calls, voicemails, an online complaint form, or in-person.

Investigation: CCRB investigators gather evidence and interview witnesses to prepare reports on misconduct allegations. An investigation ends when a closing report is prepared detailing the evidence and a legal analysis, and the case is given to the Board for disposition.

Mediation: A complainant may mediate his or her case with the subject officer, in lieu of an investigation, with the CCRB providing a neutral, third-party mediator.

Truncation: If a case is not fully investigated due to the victim’s lack of interest or availability, the case is closed and is considered “truncated.”

Complaints Received

The CCRB’s Intake team processes misconduct complaints from the public and referrals from the NYPD. Under the New York City Charter, the CCRB’s jurisdiction is limited to allegations of misconduct related to Force, Abuse of Authority, Discourtesy and Offensive Language. All other complaints are referred to the appropriate agency. Figure 1 refers to all complaints that the CCRB receives and Figures 2 and 3 refer to new cases that remain with the Agency. In June 2016, the CCRB initiated 431 new complaints.

Figure 1: Total Intake by Month (January 2015 - June 2016)

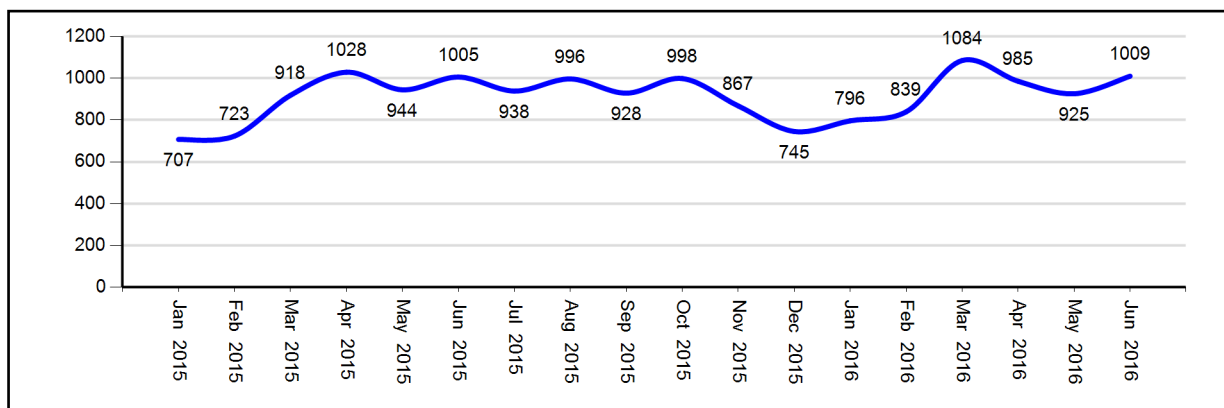


Figure 2: New CCRB Complaints by Month (January 2015 - June 2016)

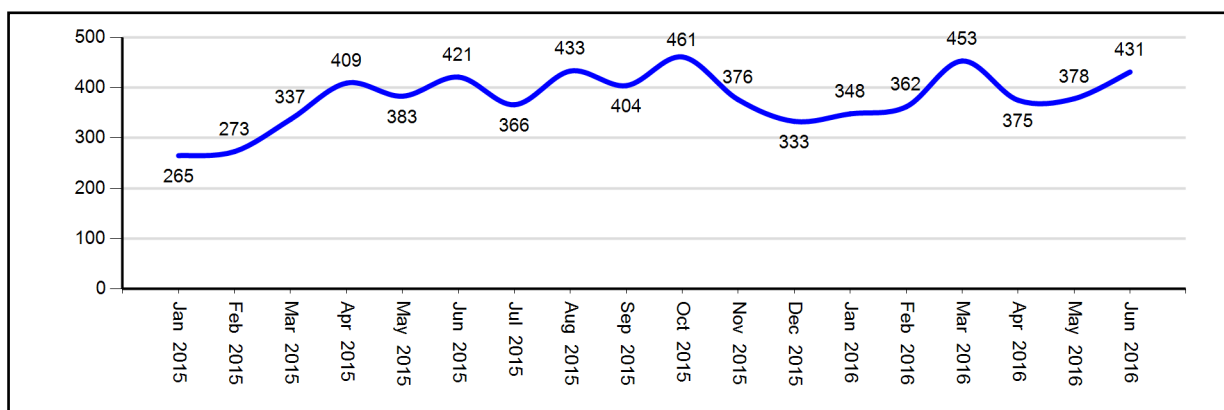
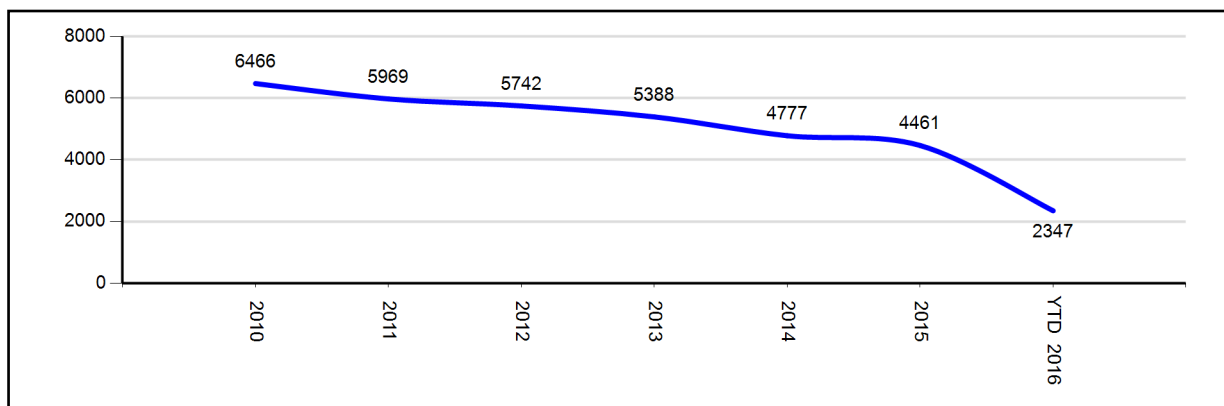


Figure 3: New CCRB Complaints by Year (2010 - YTD 2016)



CCRB Cases Received by Borough and Precinct

Of the five boroughs, the largest number of misconduct complaints stemmed from incidents occurring in Brooklyn, followed by Manhattan. A leading 17 incidents took place in the 75th Precinct.

Figure 4: CCRB Complaints Received By Borough of Occurrence (June 2016)

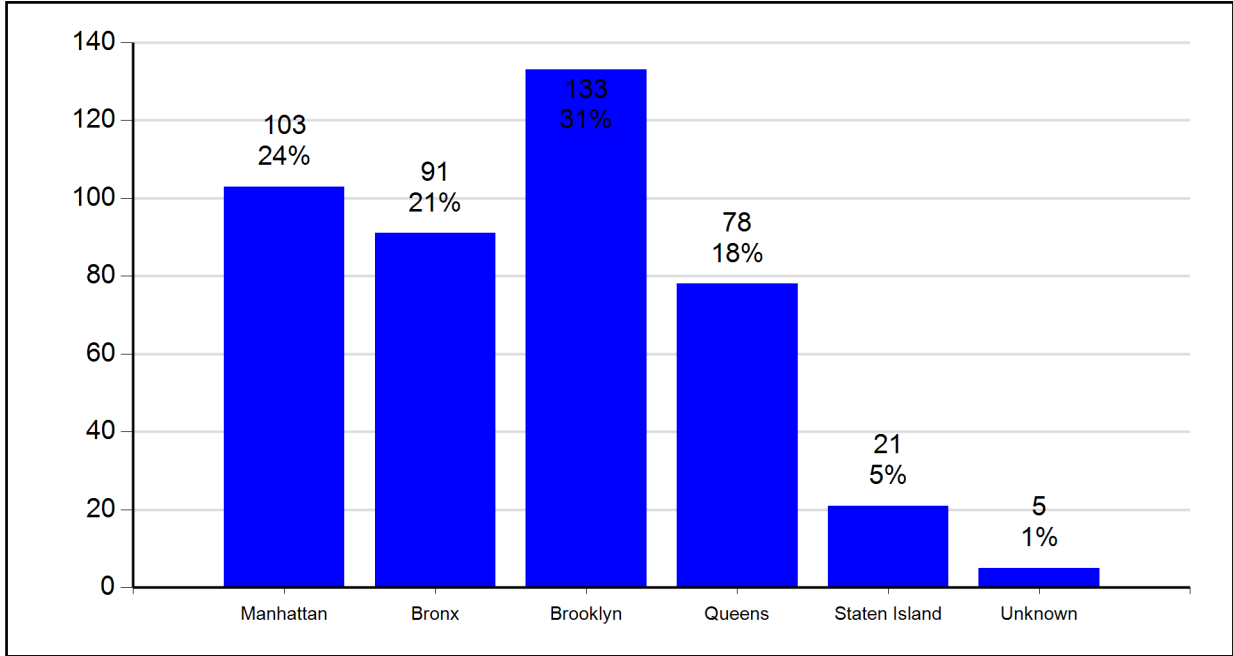


Figure 5: CCRB Complaints Received By Borough of Occurrence (YTD 2016)

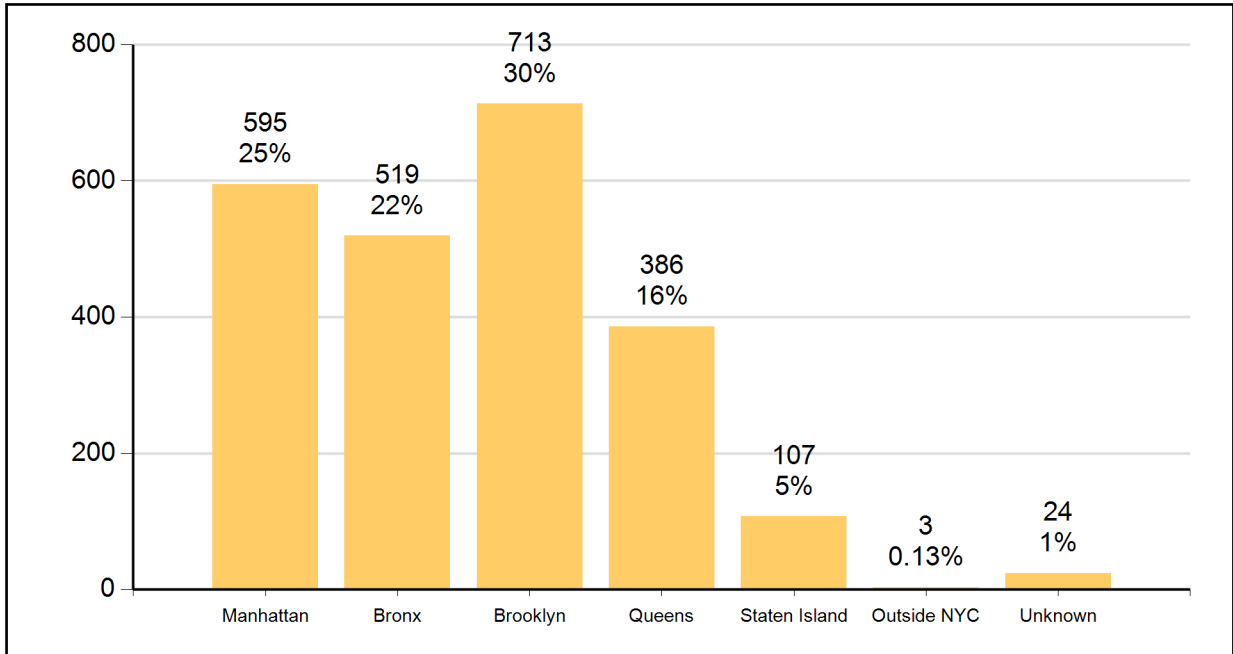


Figure 6: CCRB Complaints Received By Precinct of Occurrence (June 2016)

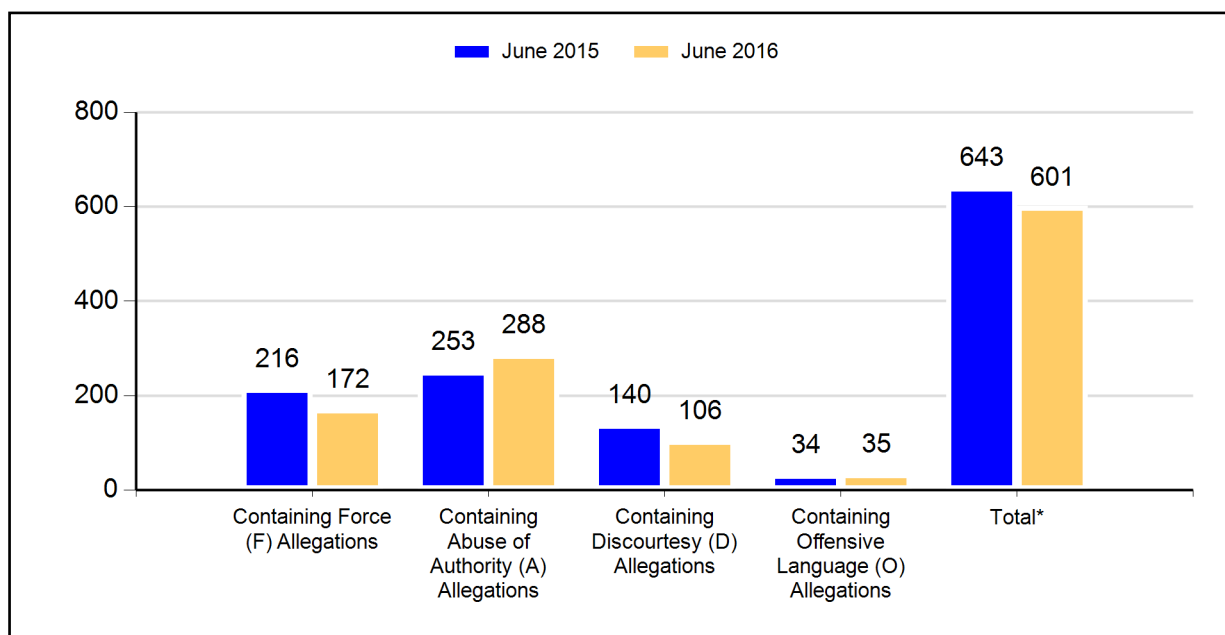
NYPD Precinct of Occurrence*	Number of Complaints	NYPD Precinct of Occurrence*	Number of Complaints
1	6	67	12
5	6	69	3
6	7	70	6
7	3	71	5
9	4	72	1
10	6	73	9
13	3	75	17
14	6	76	2
17	3	77	4
18	4	78	9
19	5	79	6
20	5	81	9
22	1	83	6
23	1	84	5
24	4	88	8
25	5	90	5
26	4	94	2
28	6	100	7
30	6	101	4
32	10	102	6
33	2	103	3
34	4	104	5
40	14	105	14
41	5	106	2
42	6	107	1
43	12	108	4
44	11	109	3
45	3	110	7
46	10	111	2
47	6	112	1
48	4	113	11
49	10	114	4
50	3	115	4
52	5	120	9
60	6	121	4
61	11	122	3
62	1	123	3
63	1	Unknown	7
66	1		

*These figures track where an incident occurred, not necessarily the Command of the officer. For example, a complaint filed against officers assigned to a Narcotics unit working in East New York would be counted as occurring in the 75th Precinct.

Allegations Received

As described in the previous section, the CCRB has jurisdiction over four categories of NYPD misconduct. In comparing June 2015 to June 2016, the number of complaints containing an allegation of Force are down, Abuse of Authority are up, Discourtesy are down and Offensive Language are up. Figures for the year to date comparison show that in 2016 complaints containing an allegation of Force are up, Abuse of Authority are up, Discourtesy are down and Offensive Language are up.

Figure 7: CCRB Complaints Received By Type of Allegation (June 2015 vs. June 2016)



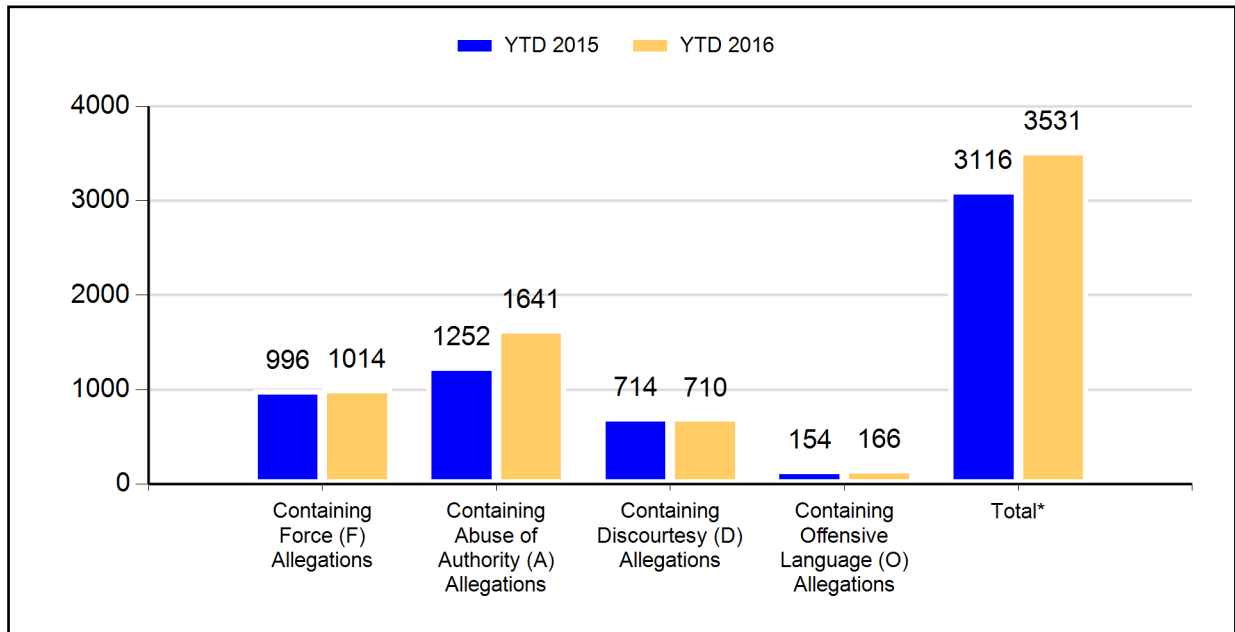
*This is the total of distinct FADO allegation types in complaints received.

Figure 8: CCRB Complaints Received By Type of Allegation (% of Complaints)

	June 2015		June 2016		Change	% Change
	Count	% of Total Complaints	Count	% of Total Complaints		
Force (F)	216	51%	172	40%	-44	-20%
Abuse of Authority (A)	253	60%	288	67%	35	14%
Discourtesy (D)	140	33%	106	25%	-34	-24%
Offensive Language (O)	34	8%	35	8%	1	3%
Total FADO Allegations	643		601		-42	-7%
Total Complaints	421		431		10	2%

Note: the number of allegations in recently received complaints typically grows somewhat as the complaints are investigated.

Figure 9: CCRB Complaints Received By Type of Allegation (YTD 2015 vs. YTD 2016)



*This is the total of distinct FADO allegation types in complaints received.

Figure 10: CCRB Complaints Received By Type of Allegation YTD (% of Complaints)

	YTD 2015		YTD 2016		Change	% Change
	Count	% of Total Complaints	Count	% of Total Complaints		
Force (F)	996	48%	1014	43%	18	2%
Abuse of Authority (A)	1252	60%	1641	70%	389	31%
Discourtesy (D)	714	34%	710	30%	-4	-1%
Offensive Language (O)	154	7%	166	7%	12	8%
Total FADO Allegations	3116		3531		415	13%
Total Complaints	2088		2347		259	12%

Note: the number of allegations in recently received complaints typically grows somewhat as the complaints are investigated.

Figure 11: Total Allegations (% of Total Allegations)

	June 2015		June 2016		Change	% Change
	Count	%of Total Allegations	Count	%of Total Allegations		
Force (F)	387	32%	306	26%	-81	-21%
Abuse of Authority (A)	602	50%	694	58%	92	15%
Discourtesy (D)	180	15%	153	13%	-27	-15%
Offensive Language (O)	41	3%	38	3%	-3	-7%
Total Allegations	1210		1191		-19	-2%
Total Complaints	421		431		10	2%

Figure 12: Total Allegations YTD (% of Total Allegations)

	YTD 2015		YTD 2016		Change	% Change
	Count	%of Total Allegations	Count	%of Total Allegations		
Force (F)	1715	30%	2000	26%	285	17%
Abuse of Authority (A)	2901	51%	4341	57%	1440	50%
Discourtesy (D)	914	16%	1035	14%	121	13%
Offensive Language (O)	174	3%	211	3%	37	21%
Total Allegations	5704		7587		1883	33%
Total Complaints	2088		2347		259	12%

The number of allegations in recently received complaints typically grows as the complaints are investigated.

CCRB Docket

As of the end of June 2016, 97% of active CCRB cases are fewer than five months old, and 99% active cases have been open for fewer than eight months.

Figure 13: Age of Active Cases Based on Received Date (June 2016)

	Count	% of Total
Cases 0-4 Months	954	96.9%
Cases 5-7 Months	22	2.2%
Cases 8-11 Months	4	0.4%
Cases 12-18 Months*	2	0.2%
Cases Over 18 Months**	3	0.3%
Total	985	100%

* 12-18 Months: 2 cases that were on DA Hold.

** Over 18 Months: 2 cases that were reopened; 1 case that was on DA Hold.

Figure 14: Age of Active Cases Based on Incident Date (June 2016)

	Count	% of Total
Cases 0-4 Months	898	91.2%
Cases 5-7 Months	52	5.3%
Cases 8-11 Months	12	1.2%
Cases 12-18 Months	19	1.9%
Cases Over 18 Months	4	0.4%
Total	985	100%

An active case is specifically one in which the facts are still being investigated.

Figure 15: Number of Active Investigations (January 2015 - June 2016)

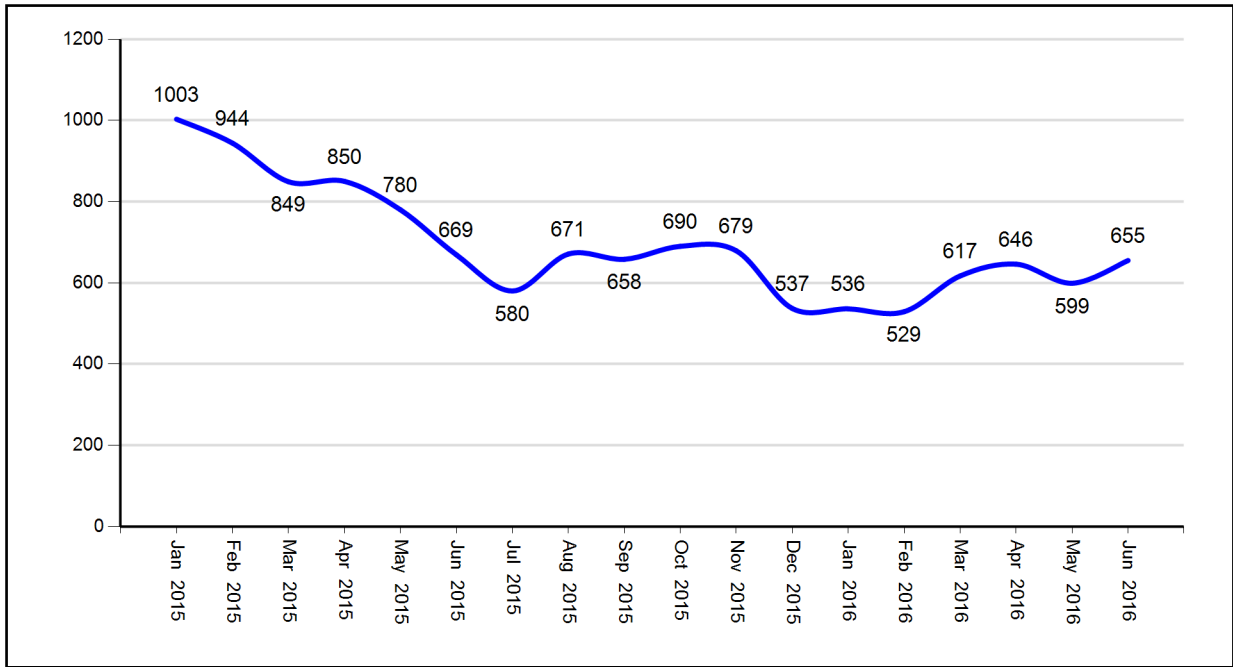


Figure 16: Open Docket Analysis

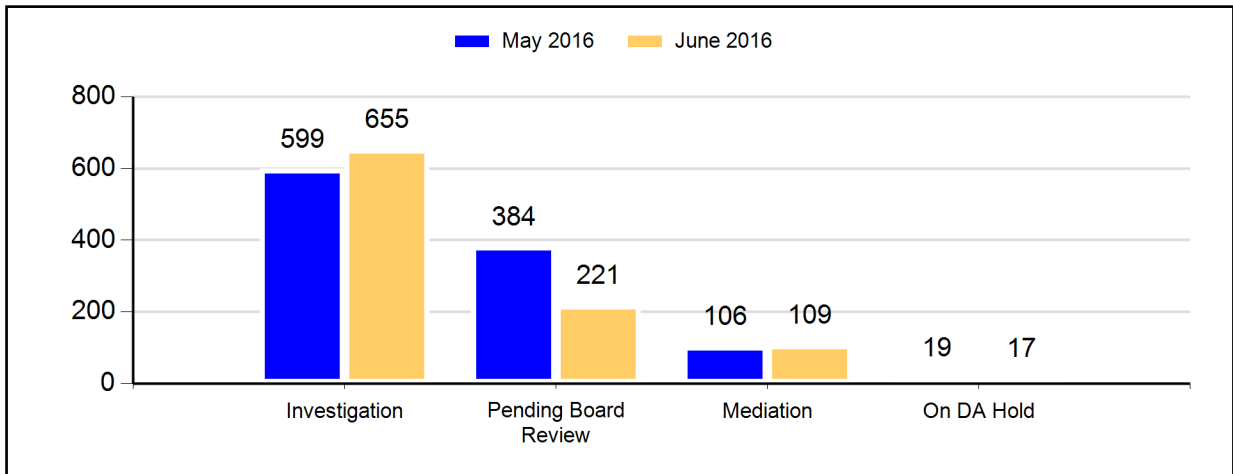


Figure 17: Open Docket Analysis with % Change

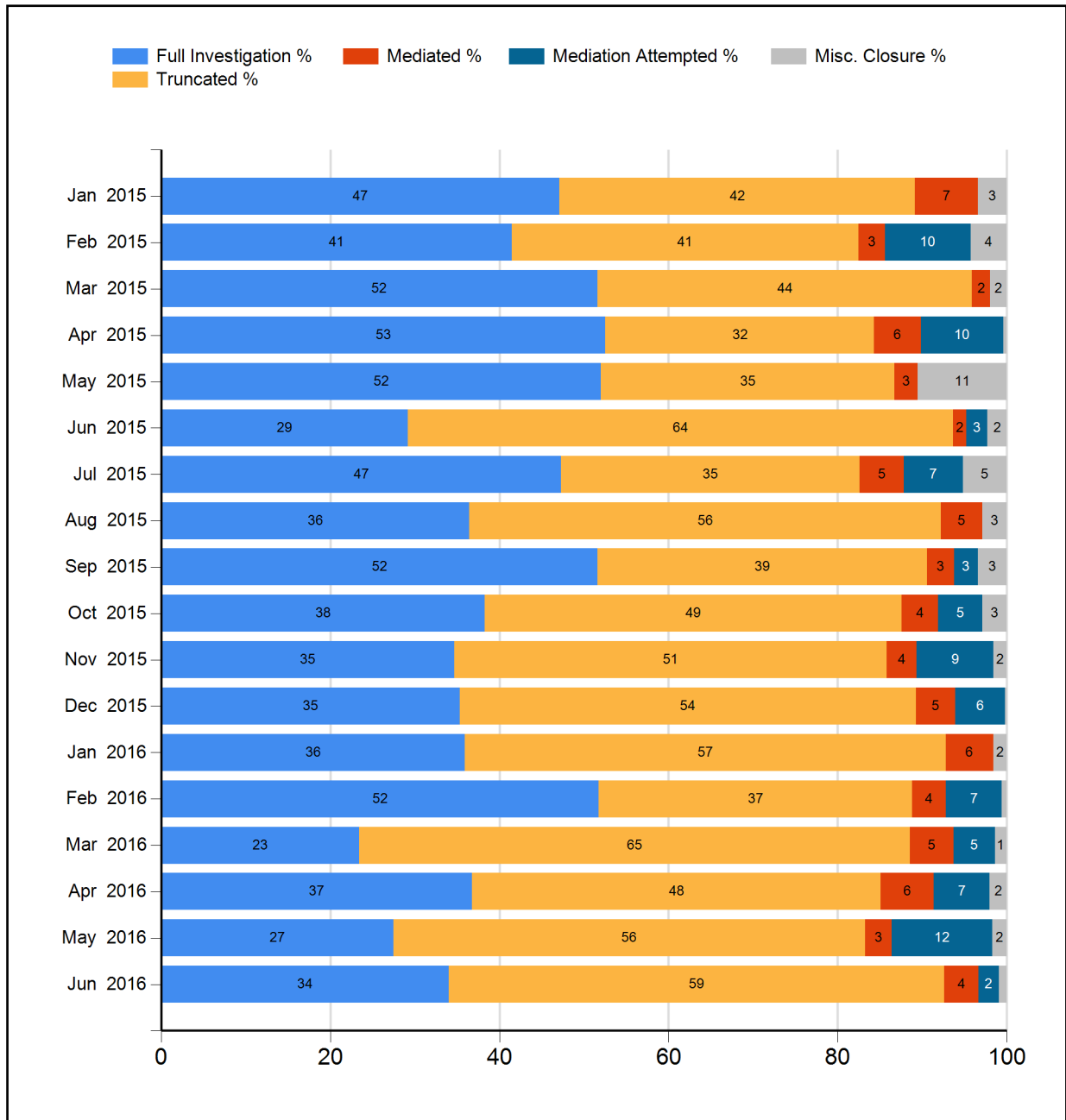
	May 2016		June 2016		Change	% Change
	Count	% of Total	Count	% of Total		
Investigations	599	54%	655	65%	56	9%
Pending Board Review	384	35%	221	22%	-163	-42%
Mediation	106	10%	109	11%	3	3%
On DA Hold	19	2%	17	2%	-2	-11%
Total	1108		1002		-106	-10%

Closed Cases

Resolving Cases

In June 2016, the CCRB fully investigated 34% of the cases it closed, and resolved (fully investigated, mediated or mediation attempted) 41% of the cases it closed.

Figure 18: Case Resolutions (January 2015 - June 2016) (%)



Dispositions

Cases fully investigated by the CCRB generally receive one of five outcomes:

- If the allegations of misconduct are found to be improper, based on the preponderance of the evidence, the allegation is **substantiated**.
- If there is not enough evidence to determine whether or not misconduct occurred, the allegation is **unsubstantiated**.
- If the preponderance of the evidence suggests that the event or alleged act did not occur, the allegation is **unfounded**.
- If the event did occur, but was not improper, by a preponderance of evidence, the allegation is **exonerated**.
- If the CCRB was unable to identify any of the officers accused of misconduct, the case is closed as **officer unidentified**.

Additionally, a case might be **mediated**, with the subject officer and complainant discussing the incident in the presence of a neutral third-party moderator. Finally, a case that cannot be fully investigated due to victim/complainant unavailability or lack of cooperation is **truncated**.

Case Abstracts

The following case abstracts are taken from complaints closed this month and serve as examples of what the different CCRB dispositions mean in practice:

1. Substantiated

Three detectives conducted a vehicle stop, reporting that the occupants seemed lost. The detectives said it was never their intention to conduct a vehicle stop and reportedly only turned on their turret lights and approached the car after it came to a halt. The driver stated that a street closure en route to his destination caused him to circle the block multiple times and he was stopped by the detectives while his vehicle was still in motion. Regardless, if the vehicle was in motion or stopped, the driver was asked to step outside of his car without reasonable suspicion of criminality established. Due to the detectives having no other reason to suspect criminality and order the driver out of the vehicle, the Board recommended to “Substantiate” the vehicle stop against the detectives.

2. Unsubstantiated

A man was riding his bike during a protest when an officer told him to clear the street. The man alleged he told the officer that he was not part of the protest and the officer responded, “I don’t give a f----. Get on the sidewalk.” The officer denied making this statement to the man. Additionally, no other officers in the vicinity acknowledged hearing the statement and none of the civilians that witnessed the incident corroborated the allegation. Due to the discrepancies between the testimonies of the officer and the man, and a lack of independent testimony to corroborate either account, the Board was unable to determine by a preponderance of the evidence if the officer spoke discourteously and therefore the allegation was “Unsubstantiated.”

3. Unfounded

An officer arrested a man for driving with a suspended license, during which time the officer smelled alcohol and reported that the man exhibited signs of intoxication. When the officer and his partner transported the man to the nearest precinct with an Intoxicated Driver Testing Unit, he became irate and started screaming at the officers. Due to the man’s erratic behavior at the

precinct, the desk officer recommended the man be transported to a hospital by an ambulance. The man alleged that when first placed in the police car the officer gripped his neck so hard he lost consciousness, and later when admitted to the hospital he said the officer placed a plastic bag over his face. Due to the man's inconsistent and unclear timeline of events and denial of being intoxicated during the incident – a fact directly contradicted by medical records, police documents and in dispute with the officers' testimony – his statements were deemed to lack credibility. Therefore, the force allegations in question were "Unfounded" by the Board.

4. Exonerated

A woman was stopped by an officer when writing down license plate numbers of vehicles parked in a restricted area on the street. When the officer initially asked what the woman was doing, she at first ignored his questions and later admitted to writing down license plate numbers. The officer asked to see the woman's identification, and upon determining she was not a threat allowed her to leave the scene. Because the officer was assigned to a unit that is tasked with preventing and handling issues related to terrorism, the Board determined he was justified to stop the woman and inquire about her intentions and "Exonerated" the stop allegation.

5. Officer Unidentified

Officers responded to shots fired and stopped a man near the incident. After questioning the man about the incident, the officers asked if they could search him for a gun. The man agreed to a frisk and his identification was returned when no weapons were found on his person. An additional group of officers arrived at the scene and ran in the direction of the gunshots, with one of the officers allegedly pushing the man to the ground. When the man followed the officers asking for their name and shield numbers, one officer told him, "Don't make a big deal out of it", while three other officers threatened to arrest the man if he continued to follow them. Because the investigation was not able to determine which officers interacted with the man in the alleged manner, the Board closed the case as "Officer Unidentified."

Dispositions - Full Investigations

Figure 19: Disposition Counts of Full Investigations (June 2016)

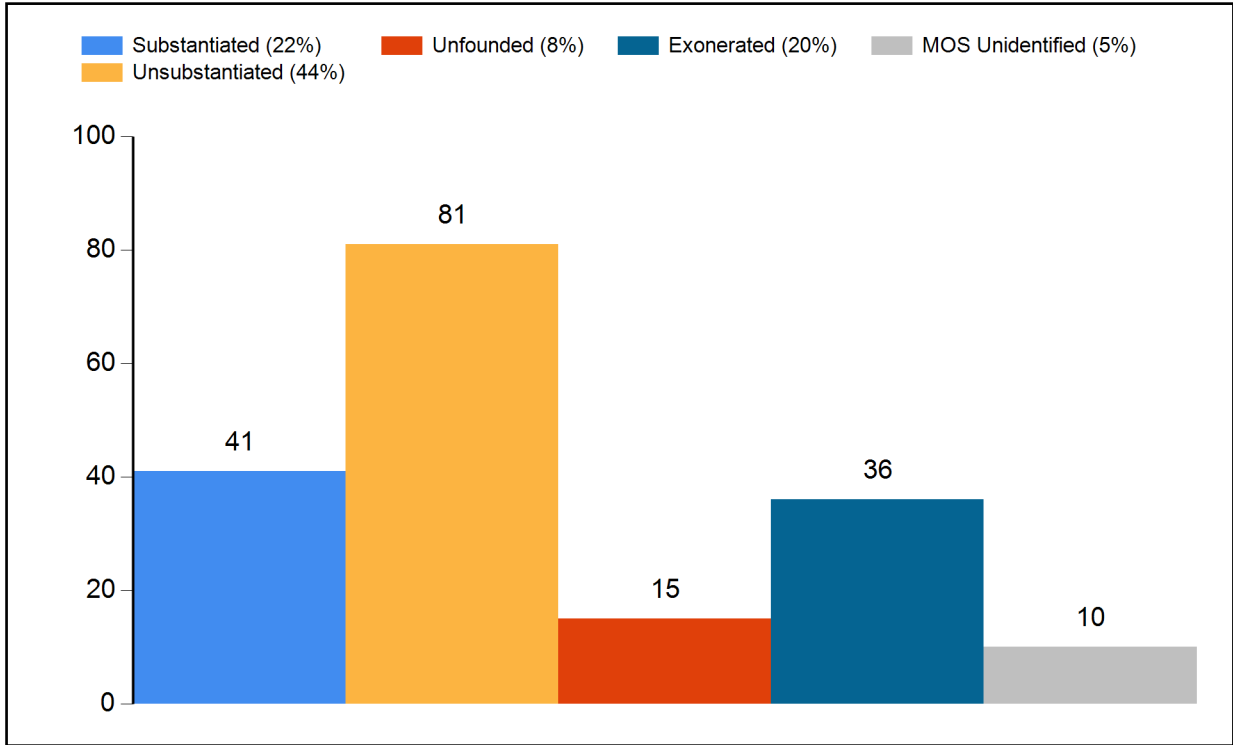
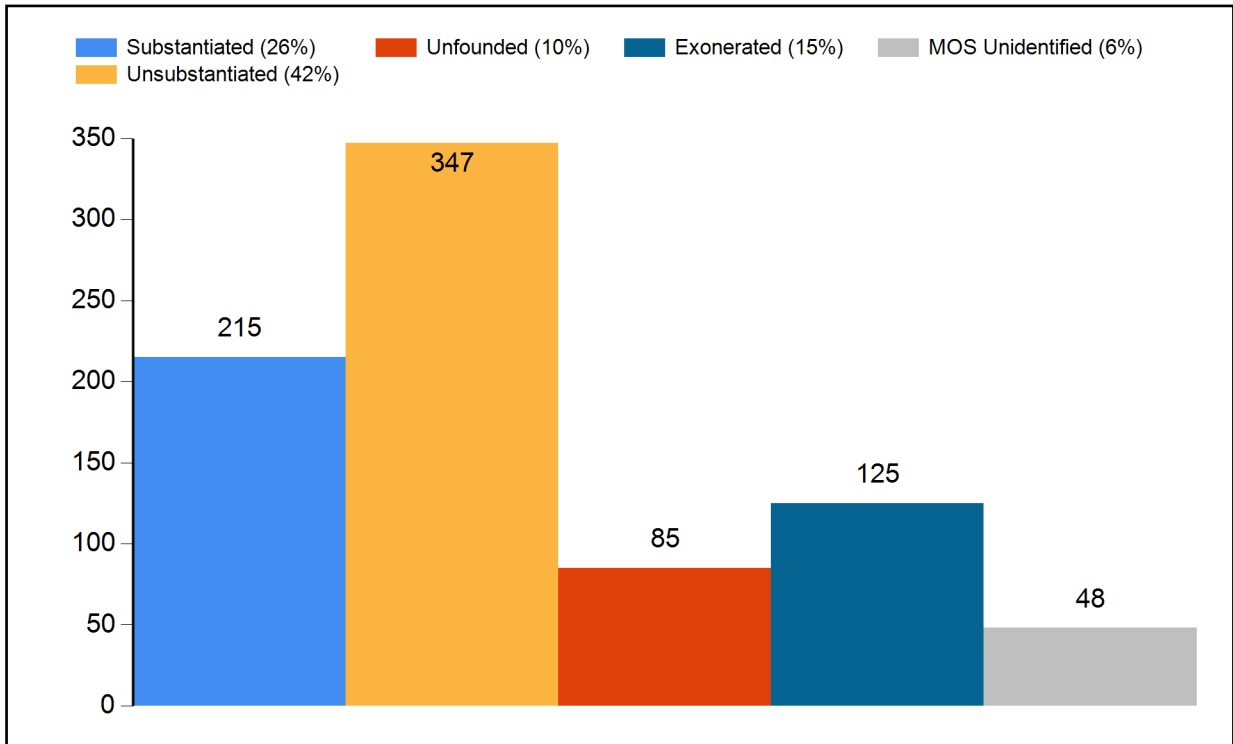


Figure 20: Disposition Counts of Full Investigations (YTD 2016)



Dispositions - All CCRB Cases

In addition to full investigations, CCRB cases can also be closed through mediation and truncation. The following table lists all the CCRB case closures for the current month and year-to-date.

Figure 21: Disposition of Cases (2015 vs 2016)

	Jun 2015		Jun 2016		YTD 2015		YTD 2016	
Full Investigations	Count	%of Total	Count	%of Total	Count	%of Total	Count	%of Total
Substantiated	60	25%	41	22%	236	21%	215	26%
Exonerated	29	12%	36	20%	135	12%	125	15%
Unfounded	11	5%	15	8%	70	6%	85	10%
Unsubstantiated	127	52%	81	44%	602	54%	347	42%
MOS Unidentified	17	7%	10	5%	79	7%	48	6%
Total - Full Investigations	244		183		1122		820	
Mediation Closures	Count	%of Total	Count	%of Total	Count	%of Total	Count	%of Total
Mediated	13	38%	22	63%	82	48%	112	48%
Mediation Attempted	21	62%	13	37%	89	52%	121	52%
Total - ADR Closures	34		35		171		233	
Resolved Case Total	278	33%	218	41%	1293	49%	1053	44%
Truncations / Other Closures	Count	%of Total	Count	%of Total	Count	%of Total	Count	%of Total
Complaint withdrawn	97	17%	60	19%	170	13%	247	19%
Complainant/Victim/Witness uncooperative	345	62%	207	65%	847	63%	811	61%
Complainant/Victim/Witness unavailable	93	17%	41	13%	229	17%	214	16%
Victim unidentified	4	1%	7	2%	12	1%	23	2%
Miscellaneous	1	0%	2	1%	5	0%	3	0%
Administrative closure*	18	3%	3	1%	88	7%	29	2%
Total - Other Case Dispositions	558		320		1351		1327	
Total - Closed Cases	836		538		2644		2380	

*Administrative closure is a special category that deals with NYPD's Internal Affairs Bureau-referred cases or spin off cases with no complainant/victim, and in which CCRB attempts to locate or identify a complainant/victim has yielded no results.

Dispositions - Allegations

“Allegations” are different than “cases.” A case or complaint is based on an incident and may contain one or more allegations of police misconduct. The allegation substantiation rate is 14% for the month of June 2016, and the allegation substantiation rate is 15% year-to-date. The type of allegation the CCRB is most likely to substantiate is Abuse of Authority – substantiating 19% of such allegations during June 2016, and 21% for the year.

Figure 22: Disposition of Allegations (2015 vs 2016)

	Jun 2015		Jun 2016		YTD 2015		YTD 2016	
	Count	%of Total	Count	%of Total	Count	%of Total	Count	%of Total
Fully Investigated Allegations								
Substantiated	140	13%	115	14%	568	12%	557	15%
Unsubstantiated	498	46%	332	40%	2165	47%	1410	38%
Unfounded	70	6%	65	8%	369	8%	382	10%
Exonerated	235	22%	224	27%	947	20%	994	27%
MOS Unidentified	147	13%	88	11%	600	13%	350	9%
Total - Full Investigations	1090		824		4649		3693	
Mediation Closures	Count	%of Total	Count	%of Total	Count	%of Total	Count	%of Total
Mediated	27	41%	58	72%	160	48%	277	51%
Mediation Attempted	39	59%	23	28%	171	52%	265	49%
Total - ADR Closures	66		81		331		542	
Truncations / Other Closures	Count	%of Total	Count	%of Total	Count	%of Total	Count	%of Total
Complaint withdrawn	216	19%	107	14%	388	13%	474	15%
Complainant/Victim/Witness uncooperative	760	65%	516	70%	2016	68%	2100	66%
Complainant/Victim/Witness unavailable	146	13%	96	13%	369	12%	477	15%
Victim unidentified	11	1%	11	1%	32	1%	50	2%
Miscellaneous	8	1%	6	1%	33	1%	18	1%
Administrative closure	25	2%	5	1%	126	4%	43	1%
Total - Other Case Dispositions	1166		741		2964		3162	
Total - Closed Allegations	2431		1708		8402		7713	

Figure 23: Disposition of Allegations By FADO Category (June 2016)

	Substantiated	Unsubstantiated	Exonerated	Unfounded	Officers Unidentified	Total
Force	15 7%	74 36%	57 28%	34 17%	23 11%	203 100%
Abuse of Authority	93 19%	173 35%	167 34%	21 4%	43 9%	497 100%
Discourtesy	6 6%	67 69%	0 0%	6 6%	18 19%	97 100%
Offensive Language	1 4%	18 67%	0 0%	4 15%	4 15%	27 100%
Total	115 14%	332 40%	224 27%	65 8%	88 11%	824 100%

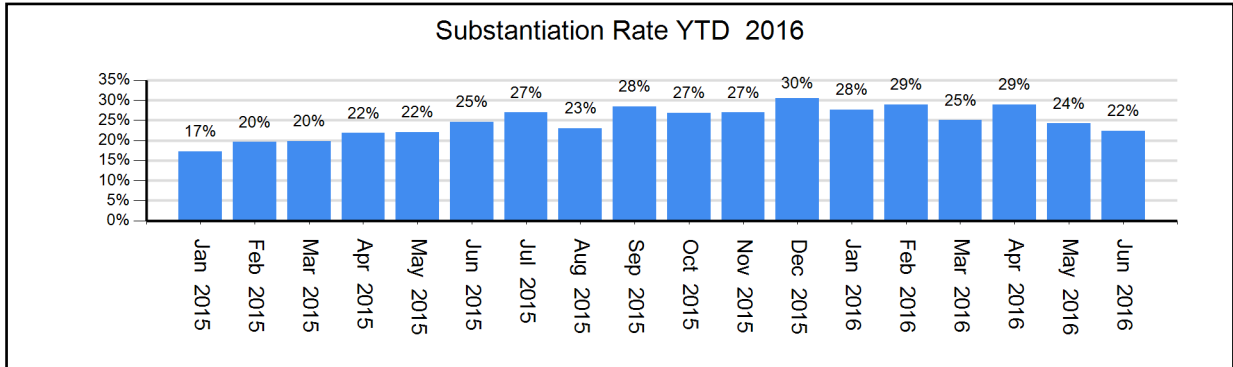
Figure 24: Disposition of Allegations By FADO Category (YTD 2016)

	Substantiated	Unsubstantiated	Exonerated	Unfounded	Officers Unidentified	Total
Force	48 5%	293 32%	311 34%	169 18%	93 10%	914 100%
Abuse of Authority	455 21%	727 34%	673 31%	115 5%	174 8%	2144 100%
Discourtesy	50 9%	327 61%	10 2%	75 14%	73 14%	535 100%
Offensive Language	4 4%	62 63%	0 0%	23 23%	10 10%	99 100%
Total	557 15%	1409 38%	994 27%	382 10%	350 9%	3692 100%

Substantiation Rates

The June 2016 case substantiation rate of 22% is close to the highest in CCRB history. June 2016 marks the fifteenth straight month that the CCRB has substantiated more than 20% of cases it fully investigates. Prior to 2015, substantiation rates rarely surpassed 20% for even a single month.

Figure 25: Percentage of Cases Substantiated (January 2015 - June 2016)



Substantiation Rates and Video

In general, investigations relying on video evidence from security cameras or personal devices result in much higher substantiation rates.

Figure 26: Substantiation Rates for Full Investigations without Video (Jan 2016 - Jun 2016) (% substantiated shown)

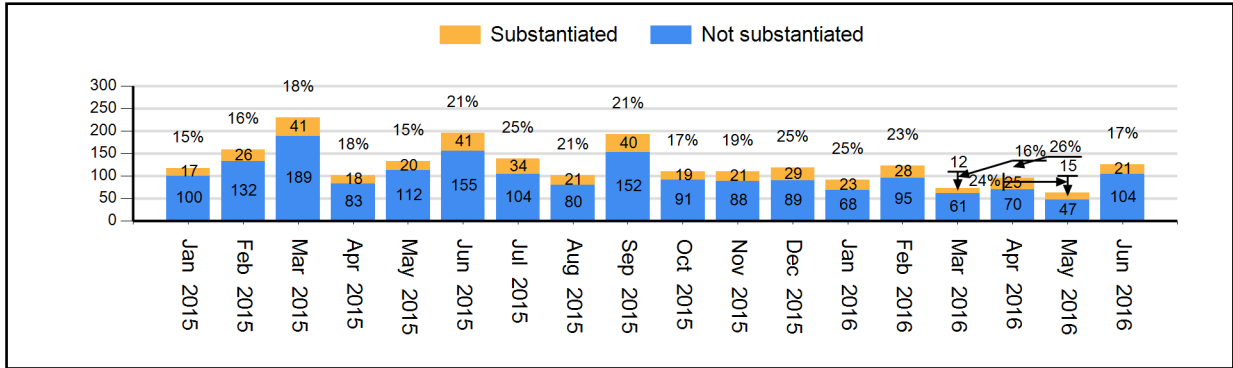
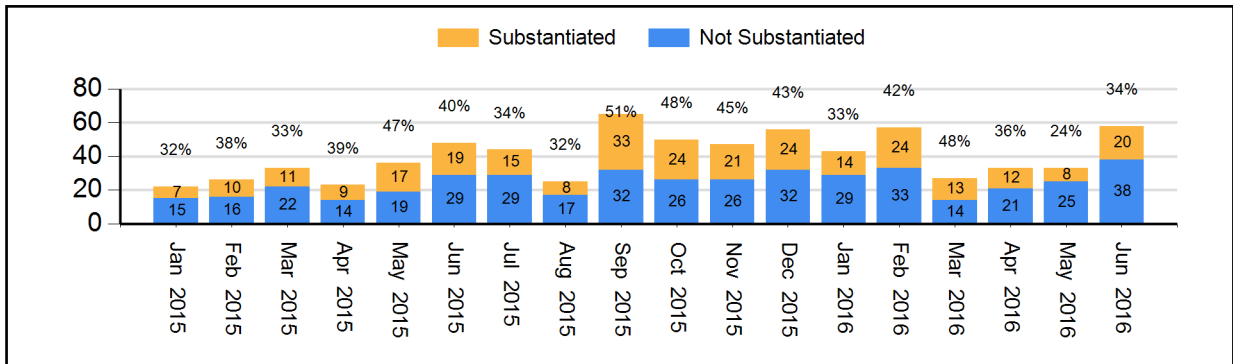


Figure 27: Substantiation Rates for Full Investigations with Video (Jan 2016 - Jun 2016) (% substantiated shown)



Board Discipline Recommendations for Substantiated Complaints

After a CCRB investigative team has completed its investigation and recommended the substantiation of a complaint against an officer, a panel of three Board members determines whether or not to substantiate the allegation and make a disciplinary recommendation.

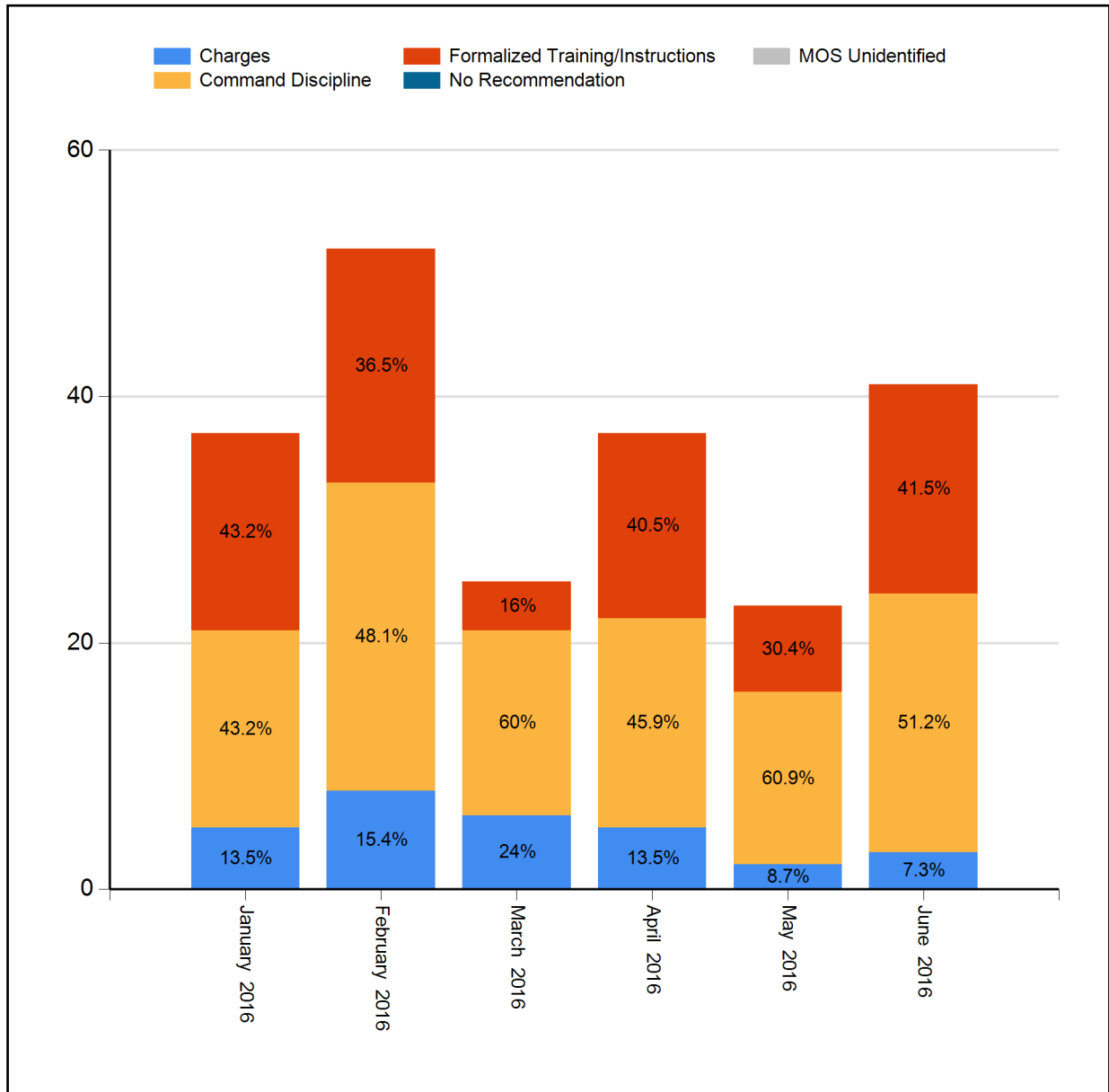
- “Charges and Specifications” are recommended for the most serious allegations of misconduct. Charges launch an administrative trial in the NYPD Trial Room. An officer may lose vacation days, be suspended, or terminated if he is found guilty.
- “Instructions” or “Formalized Training” are the least severe discipline, often recommended for officers who misunderstand a policy. This determination results in training at the command level (Instructions) or training at the Police Academy or NYPD Legal Bureau (Formalized Training).
- “Command Discipline” is recommended for misconduct that is more problematic than poor training, but does not rise to the level of Charges. An officer can lose up to ten vacation days as a result of a Command Discipline.
- When the Board has recommended Instructions, Formalized Training or Command Discipline, the case is sent to the NYPD Commissioner to impose training and/or other penalties, while cases where the Board recommends charges are prosecuted by the CCRB’s Administrative Prosecution Unit.

Figure 28: Board Discipline Recommendations For Substantiated Complaints*
(Jun 2015, Jun 2016, YTD 2015, YTD 2016)

Disposition	June 2015		June 2016		YTD 2015		YTD 2016	
	Count	%of Total	Count	%of Total	Count	%of Total	Count	%of Total
Charges	22	37%	3	7%	65	28%	29	13%
Command Discipline	22	37%	21	51%	96	41%	108	50%
Formalized Training	16	27%	16	39%	64	27%	75	35%
Instructions	0	0%	1	2%	9	4%	3	1%
MOS Unidentified	0	0%	0	0%	0	0%	0	0%
Total	60		41		234		215	

* A complaint containing a number of substantiated allegations against a number of different officers will typically generate a variety of different disciplinary recommendations. To determine the disciplinary recommendation associated with the complaint as a whole, the CCRB uses the most severe disciplinary recommendation made. The order of severity is: 1) Charges 2) Command Discipline 3) Formalized Training 4) Instructions.

Figure 29: Board Discipline Recommendations For Substantiated Complaints* (2016)



* A complaint containing a number of substantiated allegations against a number of different officers will typically generate a variety of different disciplinary recommendations. To determine the disciplinary recommendation associated with the complaint as a whole, the CCRB uses the most severe disciplinary recommendation made. The order of severity is: 1) Charges 2) Command Discipline 3) Formalized Training 4) Instructions.

Board Discipline Recommendations for Substantiated Allegations

A substantiated CCRB complaint may generate multiple substantiated allegations against multiple officers. Each substantiated allegation will carry its own discipline recommendation from the CCRB Board.

The following table presents the number of officers against whom discipline recommendations have been made as a result of a substantiated CCRB complaint. Where there are multiple substantiated allegations with multiple disciplinary recommendations for an officer in a complaint, the most severe disciplinary recommendation is used to determine the overall recommendation for that officer.

Figure 30: Board Discipline Recommendations For Substantiated Allegations*
(Jun 2015, Jun 2016, YTD 2015, YTD 2016)

Disposition	June 2015		June 2016		YTD 2015		YTD 2016	
	Count	%of Total	Count	%of Total	Count	%of Total	Count	%of Total
Charges	35	41.2%	6	9.7%	119	33.7%	53	16.2%
Command Discipline	31	36.5%	33	53.2%	148	41.9%	165	50.5%
Formalized Training	19	22.4%	22	35.5%	77	21.8%	106	32.4%
Instructions	0	0%	1	1.6%	9	2.5%	3	0.9%
MOS Unidentified	0	0%	0	0%	0	0%	0	0%
Total	85		62		353		327	

* The counts in this table reflect the number of distinct MOS.

Figure 31: Substantiated Allegations By Borough and NYPD Precinct (June2016)

The figures in this table reflect all substantiated allegations for each MOS.

Board Disposition	FADO Category	Allegation	Precinct of Occurrence	Borough of Occurrence
Substantiated (Formalized Training)	Abuse of Authority	Premises entered and/or searched	5	Manhattan
Substantiated (Formalized Training)	Abuse of Authority	Premises entered and/or searched	5	Manhattan
Substantiated (Formalized Training)	Abuse of Authority	Threat of force (verbal or physical)	5	Manhattan
Substantiated (Formalized Training)	Abuse of Authority	Other	5	Manhattan
Substantiated (Formalized Training)	Discourtesy	Word	5	Manhattan
Substantiated (Formalized Training)	Force	Pepper spray	5	Manhattan
Substantiated (Formalized Training)	Force	Physical force	5	Manhattan
Substantiated (Formalized Training)	Force	Physical force	5	Manhattan
Substantiated (Charges)	Force	Hit against inanimate object	6	Manhattan
Substantiated (Formalized Training)	Discourtesy	Word	7	Manhattan
Substantiated (Command Discipline A)	Abuse of Authority	Frisk	10	Manhattan
Substantiated (Command Discipline A)	Abuse of Authority	Frisk	10	Manhattan
Substantiated (Command Discipline A)	Force	Nonlethal restraining device	10	Manhattan
Substantiated (Command Discipline B)	Abuse of Authority	Other	18	Manhattan
Substantiated (Command Lvl Instructions)	Discourtesy	Word	24	Manhattan
Substantiated (Command Discipline A)	Abuse of Authority	Vehicle search	32	Manhattan
Substantiated (Command Discipline B)	Abuse of Authority	Vehicle search	32	Manhattan
Substantiated (Formalized Training)	Abuse of Authority	Refusal to provide name/shield number	32	Manhattan
Substantiated (Formalized Training)	Abuse of Authority	Other	32	Manhattan
Substantiated (Command Discipline A)	Abuse of Authority	Frisk	32	Manhattan
Substantiated (Command Discipline A)	Abuse of Authority	Frisk	32	Manhattan
Substantiated (Command Discipline A)	Abuse of Authority	Frisk	32	Manhattan
Substantiated (Command Discipline A)	Abuse of Authority	Frisk	32	Manhattan
Substantiated (Command Discipline A)	Abuse of Authority	Frisk	32	Manhattan
Substantiated (Command Discipline B)	Abuse of Authority	Frisk	32	Manhattan
Substantiated (Command Discipline A)	Abuse of Authority	Frisk	32	Manhattan
Substantiated (Command Discipline A)	Abuse of Authority	Search (of person)	32	Manhattan
Substantiated (Command Discipline A)	Abuse of Authority	Search (of person)	32	Manhattan
Substantiated (Command Discipline A)	Abuse of Authority	Search (of person)	32	Manhattan
Substantiated (Command Discipline A)	Abuse of Authority	Search (of person)	32	Manhattan
Substantiated (Command Discipline A)	Abuse of Authority	Search (of person)	32	Manhattan
Substantiated (Command Discipline A)	Abuse of Authority	Search (of person)	32	Manhattan
Substantiated (Formalized Training)	Discourtesy	Action	33	Manhattan
Substantiated (Command Discipline B)	Abuse of Authority	Retaliatory summons	34	Manhattan
Substantiated (Formalized Training)	Abuse of Authority	Retaliatory arrest	40	Bronx
Substantiated (Command Discipline B)	Abuse of Authority	Retaliatory summons	40	Bronx
Substantiated (Command Discipline B)	Abuse of Authority	Frisk	40	Bronx
Substantiated (Formalized Training)	Abuse of Authority	Search (of person)	40	Bronx
Substantiated (Command Discipline B)	Abuse of Authority	Stop	40	Bronx
Substantiated (Command Discipline B)	Abuse of Authority	Stop	40	Bronx
Substantiated (Command Discipline A)	Abuse of Authority	Vehicle search	43	Bronx

Board Disposition	FADO Category	Allegation	Precinct of Occurrence	Borough of Occurrence
Substantiated (Command Discipline A)	Abuse of Authority	Retaliatory summons	43	Bronx
Substantiated (Formalized Training)	Abuse of Authority	Vehicle stop	44	Bronx
Substantiated (Formalized Training)	Abuse of Authority	Vehicle stop	44	Bronx
Substantiated (Formalized Training)	Abuse of Authority	Threat of force (verbal or physical)	44	Bronx
Substantiated (Formalized Training)	Discourtesy	Word	44	Bronx
Substantiated (Formalized Training)	Force	Physical force	44	Bronx
Substantiated (Command Discipline B)	Abuse of Authority	Premises entered and/or searched	45	Bronx
Substantiated (Command Discipline B)	Abuse of Authority	Vehicle search	46	Bronx
Substantiated (Command Discipline B)	Abuse of Authority	Frisk	46	Bronx
Substantiated (Command Discipline B)	Abuse of Authority	Search (of person)	46	Bronx
Substantiated (Formalized Training)	Abuse of Authority	Threat of force (verbal or physical)	47	Bronx
Substantiated (Formalized Training)	Offensive Language	Other	47	Bronx
Substantiated (Command Discipline A)	Abuse of Authority	Strip-searched	48	Bronx
Substantiated (Command Discipline A)	Abuse of Authority	Strip-searched	48	Bronx
Substantiated (Command Discipline A)	Abuse of Authority	Strip-searched	48	Bronx
Substantiated (Command Discipline A)	Abuse of Authority	Strip-searched	48	Bronx
Substantiated (Charges)	Abuse of Authority	Strip-searched	48	Bronx
Substantiated (Charges)	Abuse of Authority	Strip-searched	48	Bronx
Substantiated (Charges)	Abuse of Authority	Premises entered and/or searched	48	Bronx
Substantiated (Charges)	Abuse of Authority	Other	48	Bronx
Substantiated (Charges)	Abuse of Authority	Other	48	Bronx
Substantiated (Command Discipline B)	Abuse of Authority	Other	48	Bronx
Substantiated (Command Discipline B)	Abuse of Authority	Other	48	Bronx
Substantiated (Charges)	Abuse of Authority	Frisk	48	Bronx
Substantiated (Charges)	Abuse of Authority	Search (of person)	48	Bronx
Substantiated (Charges)	Abuse of Authority	Search (of person)	48	Bronx
Substantiated (Charges)	Abuse of Authority	Stop	48	Bronx
Substantiated (Command Discipline B)	Abuse of Authority	Stop	48	Bronx
Substantiated (Command Discipline B)	Abuse of Authority	Stop	48	Bronx
Substantiated (Charges)	Abuse of Authority	Stop	48	Bronx
Substantiated (Charges)	Force	Physical force	48	Bronx
Substantiated (Charges)	Force	Physical force	48	Bronx
Substantiated (Charges)	Force	Physical force	48	Bronx
Substantiated (Formalized Training)	Abuse of Authority	Retaliatory summons	52	Bronx
Substantiated (Formalized Training)	Abuse of Authority	Stop	52	Bronx
Substantiated (Formalized Training)	Abuse of Authority	Stop	52	Bronx
Substantiated (Formalized Training)	Abuse of Authority	Stop	52	Bronx
Substantiated (Formalized Training)	Abuse of Authority	Stop	52	Bronx
Substantiated (Formalized Training)	Abuse of Authority	Threat of force (verbal or physical)	66	Brooklyn
Substantiated (Formalized Training)	Abuse of Authority	Vehicle stop	73	Brooklyn
Substantiated (Formalized Training)	Abuse of Authority	Vehicle stop	73	Brooklyn
Substantiated (Formalized Training)	Abuse of Authority	Vehicle stop	73	Brooklyn
Substantiated (Command Discipline B)	Abuse of Authority	Frisk	75	Brooklyn

Board Disposition	FADO Category	Allegation	Precinct of Occurrence	Borough of Occurrence
Substantiated (Command Discipline B)	Abuse of Authority	Search (of person)	75	Brooklyn
Substantiated (Command Discipline B)	Abuse of Authority	Question	75	Brooklyn
Substantiated (Formalized Training)	Abuse of Authority	Premises entered and/or searched	76	Brooklyn
Substantiated (Formalized Training)	Force	Physical force	81	Brooklyn
Substantiated (Command Discipline A)	Abuse of Authority	Vehicle search	101	Queens
Substantiated (Command Discipline A)	Abuse of Authority	Vehicle search	101	Queens
Substantiated (Command Discipline A)	Abuse of Authority	Frisk	101	Queens
Substantiated (Command Discipline A)	Abuse of Authority	Frisk	101	Queens
Substantiated (Formalized Training)	Force	Pepper spray	101	Queens
Substantiated (Command Discipline A)	Abuse of Authority	Refusal to provide name/shield number	102	Queens
Substantiated (Command Discipline A)	Abuse of Authority	Frisk	102	Queens
Substantiated (Command Discipline A)	Abuse of Authority	Frisk	102	Queens
Substantiated (Command Discipline B)	Abuse of Authority	Vehicle search	105	Queens
Substantiated (Command Discipline A)	Abuse of Authority	Premises entered and/or searched	105	Queens
Substantiated (Command Discipline A)	Abuse of Authority	Premises entered and/or searched	105	Queens
Substantiated (Command Discipline B)	Abuse of Authority	Threat of summons	105	Queens
Substantiated (Command Discipline A)	Abuse of Authority	Threat of force (verbal or physical)	105	Queens
Substantiated (Command Discipline B)	Abuse of Authority	Refusal to provide name/shield number	105	Queens
Substantiated (Command Discipline B)	Abuse of Authority	Refusal to provide name/shield number	105	Queens
Substantiated (Command Discipline A)	Abuse of Authority	Other	105	Queens
Substantiated (Command Discipline B)	Abuse of Authority	Seizure of property	105	Queens
Substantiated (Command Discipline A)	Abuse of Authority	Frisk	105	Queens
Substantiated (Command Discipline A)	Abuse of Authority	Stop	105	Queens
Substantiated (Command Discipline A)	Abuse of Authority	Question	105	Queens
Substantiated (Command Discipline B)	Discourtesy	Demeanor/tone	105	Queens
Substantiated (Command Discipline A)	Force	Physical force	105	Queens
Substantiated (Command Discipline B)	Abuse of Authority	Premises entered and/or searched	114	Queens
Substantiated (Command Discipline A)	Abuse of Authority	Frisk	114	Queens
Substantiated (Command Discipline A)	Abuse of Authority	Frisk	114	Queens
Substantiated (Command Discipline A)	Force	Gun Pointed	114	Queens
Substantiated (Command Discipline A)	Force	Gun Pointed	114	Queens
Substantiated (Charges)	Force	Physical force	120	Staten Island

Truncations

A “truncation” is a case that is not fully investigated, either because the complainant/victim withdraws the complaint; is uncooperative with the investigation; is not available for the investigative team to interview; or is never identified. The CCRB constantly seeks to lower the number of truncations.

Figure 32: Truncated Allegations (June 2016)

	Withdrawn	Uncooperative	Unavailable	Civilian Unidentified	Total
Force	27	161	47	4	239
Abuse of Authority	54	268	35	6	363
Discourtesy	18	71	11	1	101
Offensive Language	8	16	3	0	27
Total	107	516	96	11	730

Figure 33: Truncated CCRB Complaints (June 2016)

	Withdrawn	Uncooperative	Unavailable	Civilian Unidentified	Total
Total	60	207	41	7	315

Figure 34: Truncated Allegations (YTD 2016)

	Withdrawn	Uncooperative	Unavailable	Civilian Unidentified	Total
Force	127	644	202	11	984
Abuse of Authority	252	1106	204	34	1596
Discourtesy	75	294	52	4	425
Offensive Language	20	56	19	1	96
Total	474	2100	477	50	3101

Figure 35: Truncated CCRB Complaints (YTD 2016)

	Withdrawn	Uncooperative	Unavailable	Civilian Unidentified	Total
Total	247	811	214	23	1295

Mediation Unit

Whenever mediation between a complainant/victim and subject officer is suitable, it is offered by CCRB investigators. If the complainant/victim and subject officer both agree to participate, a neutral, third-party mediator facilitates a conversation between the parties. “Mediation Attempted” refers to a situation in which an officer agrees to mediate and the complainant becomes unavailable (after the complainant initially agreed to mediation). The chart below indicates the number of mediations and attempted mediations in June and this year.

Figure 36: Mediated Complaints Closed

	June 2016			YTD 2016		
	Mediated	Mediation Attempted	Total	Mediated	Mediation Attempted	Total
Mediated Complaints	22	13	35	112	121	233

Figure 37: Mediated FADO Allegations Closed

	June 2016			YTD 2016		
	Mediated	Mediation Attempted	Total	Mediated	Mediation Attempted	Total
Force	5	0	5	21	16	37
Abuse of Authority	39	17	56	192	180	372
Discourtesy	13	3	16	54	56	110
Offensive Language	1	3	4	10	13	23
Total	58	23	81	277	265	542

Figure 38: Mediated Complaints By Borough (June 2016)

	Mediations
Bronx	6
Brooklyn	5
Manhattan	7
Queens	4
Staten Island	0

Figure 39: Mediated Allegations By Borough (June 2016)

	Mediations
Bronx	13
Brooklyn	9
Manhattan	24
Queens	12
Staten Island	0

**Figure 40: Mediated Complaints By Precinct
(Jun 2016 - YTD 2016)**

Precinct	Jun 2016	YTD 2016	Precinct	Jun 2016	YTD 2016
1	0	3	60	0	2
5	1	2	61	0	1
6	0	2	62	1	1
7	0	1	67	0	3
9	0	2	68	1	1
10	0	4	69	0	1
13	0	2	70	1	3
14	1	3	71	1	3
17	1	3	73	0	3
18	1	1	75	0	3
19	0	2	78	0	2
23	0	3	79	0	1
25	0	2	81	0	1
26	1	2	83	1	1
28	1	3	88	0	2
30	1	2	90	0	1
32	0	2	100	0	1
33	0	2	101	1	1
34	0	2	102	0	2
40	2	4	103	1	1
41	0	1	105	0	3
42	0	1	106	0	1
43	1	1	108	0	2
45	0	1	109	0	1
46	0	3	110	0	1
47	1	2	111	0	1
48	1	1	112	1	1
49	0	1	113	1	2
50	0	1	115	0	1
52	1	3	122	0	3

**Figure 41: Mediated Allegations By Precinct
(Jun 2016 - YTD 2016)**

Precinct	Jun 2016	YTD 2016	Precinct	Jun 2016	YTD 2016
1	0	4	60	0	4
5	1	2	61	0	1
6	0	4	62	2	2
7	0	1	67	0	6
9	0	2	68	1	1
10	0	22	69	0	1
13	0	6	70	3	7
14	1	5	71	1	5
17	1	3	73	0	11
18	8	8	75	0	9
19	0	2	78	0	7
23	0	4	79	0	1
25	0	12	81	0	2
26	2	9	83	2	2
28	9	17	88	0	3
30	2	3	90	0	3
32	0	3	100	0	1
33	0	4	101	8	8
34	0	4	102	0	5
40	4	7	103	1	1
41	0	13	105	0	6
42	0	1	106	0	2
43	1	1	108	0	5
45	0	1	109	0	3
46	0	12	110	0	2
47	2	4	111	0	4
48	1	1	112	1	1
49	0	2	113	2	3
50	0	1	115	0	2
52	5	7	122	0	4

Administrative Prosecution Unit

The CCRB’s Administrative Prosecution Unit (APU) prosecutes police misconduct cases, when the Board has recommended charges, in the NYPD Trial Room. The APU is also able to offer pleas to officers who admit guilt rather than going to trial. Following a plea agreement or the conclusion of a disciplinary trial, cases are sent to the Police Commissioner for final penalties.

Figure 42: Administrative Prosecution Unit Case Closures

Disposition Category	Prosecution Disposition	Jun 2016	YTD 2016
Disciplinary Action	Not guilty after trial but Discipline Imposed	0	0
	Guilty after trial	5	46
	Trial verdict dismissed by PC, Comm. Disc. A imposed	0	0
	Trial verdict dismissed by PC, Comm. Disc. B imposed	0	0
	Trial verdict dismissed by PC, Formalized Training imposed	0	0
	Trial verdict dismissed by PC, Instructions imposed	0	0
	Trial verdict reversed by PC, Final verdict Guilty	0	1
	Resolved by plea	5	26
	Plea set aside, Comm. Disc. B	0	0
	Plea set aside, Comm. Disc. A	0	2
	Plea set aside, Formalized Training	0	13
	Plea set aside, Instructions	0	0
	*Retained, with discipline	0	1
	Disciplinary Action Total		10
No Disciplinary Action	Not guilty after trial	7	36
	Trial verdict reversed by PC, Final verdict Not Guilty	0	1
	Plea set aside, Without discipline	0	1
	**Retained, without discipline	1	1
	Dismissed by APU	0	0
	SOL Expired in APU	0	0
No Disciplinary Action Total		8	39
Not Adjudicated	Charges not filed	0	0
	Deceased	0	0
	Other	0	0
	***Previously adjudicated, with discipline	0	1
	***Previously adjudicated, without discipline	0	0
	†Reconsidered by CCRB Board	4	8
	Retired	0	0
	SOL Expired prior to APU	0	0
	Not Adjudicated Total		4
Total Closures		22	137

*Retained cases are those where the Department kept jurisdiction pursuant to Section 2 of the April 2, 2012 Memorandum of Understanding between the NYPD and the CCRB.

** When the Department keeps jurisdiction pursuant to Section 2 and does not impose any discipline on the officer, it is the equivalent of a category referred to as DUP.

*** In some case, the Department conducts their own investigation and prosecution prior to the completion of the CCRB's investigation. In those cases, the APU does not conduct a second prosecution.

† Under the Board's reconsideration process, an officer who has charges recommended as the penalty for a substantiated allegation may have the recommended penalty changed to something other than charges or have the allegation disposition changed to something other than substantiated. In those cases, the APU ceases its prosecution.

NYPD Discipline

Under the New York City Charter, the Police Commissioner makes the final decision regarding discipline and the outcome of disciplinary trials.

The first chart reflects NYPD-imposed discipline for cases brought by the APU (Charges).

The chart on the following page reflects cases referred to the Police Commissioner where the Board recommended Command Discipline, Formalized Training or Instructions.

Figure 43: NYPD Discipline Imposed for Adjudicated APU Cases

Discipline*	June 2016	YTD 2016
Terminated	0	0
Suspension for or loss of vacation time of 31 or more days and/or Dismissal Probation	0	0
Suspension for or loss of vacation time of 21 to 30 days	0	1
Suspension for or loss of vacation time of 11 to 20 days	2	7
Suspension for or loss of vacation time of 1 to 10 days	6	51
Command Discipline B	0	0
Command Discipline A	0	2
Formalized Training**	1	14
Instructions***	0	6
Warned & admonished/Reprimanded	1	8
Disciplinary Action† Total	10	89
No Disciplinary Action†	8	39
Adjudicated Total	18	128
Discipline Rate	56%	70%
Not Adjudicated† Total	4	9
Total Closures	22	137

*Where more than one penalty is imposed on a respondent, it is reported under the more severe penalty.

** Formalized training is conducted by the Police Academy, the NYPD Legal Bureau, or other NYPD Unit.

*** Instructions are conducted at the command level.

† The case closure types that define the "Disciplinary Action", "No Disciplinary Action" and "Not Adjudicated" categories are listed in Figure 42 on the previous page.

Figure 44: NYPD Discipline Imposed for Non-APU Cases

Disposition	Disposition Type*	June 2016	YTD 2016
Disciplinary Action	Terminated	0	0
	Suspension for or loss of vacation time of 31 or more days and/or Dismissal Probation	0	0
	Suspension for or loss of vacation time of 21 to 30 days	0	0
	Suspension for or loss of vacation time of 11 to 20 days	0	0
	Suspension for or loss of vacation time of 1 to 10 days	0	0
	Command Discipline B	1	2
	Command Discipline A	5	58
	Formalized Training**	18	100
	Instructions***	7	35
	Warned & admonished/Reprimanded	0	0
	Total	31	195
No Disciplinary Action	Not Guilty	0	2
	Filed ††	0	3
	SOL Expired	0	4
	Department Unable to Prosecute†††	2	14
	Total	2	23
	Discipline Rate	94%	89%
	DUP Rate	6%	6%

*Where the respondent is found guilty of charges, and the penalty imposed would fall into more than one of the above list categories, it is reported under the more severe penalty.

** Formalized training is conducted by the Police Academy, the NYPD Legal Bureau, or other NYPD Unit.

*** Instructions are conducted at the command level.

† This verdict relates to a trial conducted by DAO on a case decided by the Board prior to the activation of the APU.

†† "Filed" is a term used when the police department is not required to take action against the subject officer because the officer has resigned or retired from the department, or has been terminated.

††† When the department decides that it will not discipline an officer against whom the Board recommended discipline other than charges, those cases are referred to as "Department Unable to Prosecute," or DUP.

Figure 45: NYPD Discipline Imposed for Allegations - Non-APU Cases (June 2016)

Board Disposition	FADO Type	Allegation	Precinct	Borough	NYPD Discipline
Substantiated (Formalized Training)	D	Word	6	Manhattan	Instructions
Substantiated (Formalized Training)	A	Stop	13	Manhattan	Formalized Training
Substantiated (Formalized Training)	F	Physical force	14	Manhattan	Formalized Training
Substantiated (Command Discipline A)	A	Retaliatory summons	14	Manhattan	Command Discipline A
Substantiated (Formalized Training)	D	Word	14	Manhattan	No Penalty
Substantiated (Formalized Training)	D	Word	14	Manhattan	Formalized Training
Substantiated (Formalized Training)	A	Frisk	14	Manhattan	No Penalty
Substantiated (Formalized Training)	A	Stop	14	Manhattan	No Penalty
Substantiated (Formalized Training)	A	Search (of person)	18	Manhattan	Formalized Training
Substantiated (Formalized Training)	D	Word	26	Manhattan	Instructions
Substantiated (Formalized Training)	A	Frisk	28	Manhattan	Formalized Training
Substantiated (Formalized Training)	A	Stop	28	Manhattan	Formalized Training
Substantiated (Formalized Training)	A	Frisk	32	Manhattan	Formalized Training
Substantiated (Formalized Training)	A	Search (of person)	32	Manhattan	Formalized Training
Substantiated (Formalized Training)	A	Stop	32	Manhattan	Formalized Training
Substantiated (Formalized Training)	A	Stop	32	Manhattan	Formalized Training
Substantiated (Formalized Training)	D	Word	33	Manhattan	Instructions
Substantiated (Formalized Training)	A	Vehicle search	40	Bronx	Formalized Training
Substantiated (Formalized Training)	A	Refusal to process civilian complaint	40	Bronx	Instructions
Substantiated (Formalized Training)	A	Refusal to obtain medical treatment	40	Bronx	Formalized Training
Substantiated (Formalized Training)	A	Frisk	40	Bronx	Formalized Training
Substantiated (Command Discipline A)	A	Premises entered and/or searched	42	Bronx	Command Discipline A
Substantiated (Command Discipline A)	A	Premises entered and/or searched	42	Bronx	Command Discipline A
Substantiated (Command Discipline A)	A	Threat of arrest	42	Bronx	Command Discipline A
Substantiated (Command Discipline A)	A	Premises entered and/or searched	44	Bronx	Command Discipline A
Substantiated (Formalized Training)	A	Retaliatory summons	46	Bronx	Formalized Training
Substantiated (Formalized Training)	A	Frisk	46	Bronx	Formalized Training
Substantiated (Formalized Training)	A	Search (of person)	46	Bronx	Formalized Training
Substantiated (Formalized Training)	D	Word	72	Brooklyn	Instructions
Substantiated (Formalized Training)	A	Frisk	78	Brooklyn	Formalized Training
Substantiated (Formalized Training)	A	Search (of person)	78	Brooklyn	Formalized Training
Substantiated (Formalized Training)	D	Word	81	Brooklyn	Instructions

Board Disposition	FADO Type	Allegation	Precinct	Borough	NYPD Discipline
Substantiated (Command Discipline B)	D	Word	81	Brooklyn	Command Discipline B
Substantiated (Formalized Training)	A	Frisk	83	Brooklyn	Formalized Training
Substantiated (Command Discipline B)	A	Strip-searched	84	Brooklyn	Command Discipline A
Substantiated (Formalized Training)	A	Vehicle search	94	Brooklyn	Formalized Training
Substantiated (Formalized Training)	A	Frisk	101	Queens	Formalized Training
Substantiated (Formalized Training)	A	Search (of person)	101	Queens	Formalized Training
Substantiated (Formalized Training)	A	Frisk	103	Queens	Formalized Training
Substantiated (Formalized Training)	A	Stop	103	Queens	Formalized Training
Substantiated (Formalized Training)	A	Frisk	104	Queens	Formalized Training
Substantiated (Formalized Training)	A	Frisk	104	Queens	Formalized Training
Substantiated (Formalized Training)	A	Threat of force (verbal or physical)	120	Staten Island	No Penalty
Substantiated (Formalized Training)	D	Word	120	Staten Island	Instructions

Figure 46: NYPD Discipline Imposed for Allegations - APU Adjudicated Cases (June 2016)

Board Disposition	FADO Type	Allegation	Precinct	Borough	NYPD Discipline
Substantiated (Charges)	F	Physical force	28	Manhattan	No Penalty
Substantiated (Charges)	F	Vehicle	41	Bronx	No Penalty
Substantiated (Charges)	F	Vehicle	41	Bronx	No Penalty
Substantiated (Charges)	A	Premises entered and/or searched	41	Bronx	No Penalty
Substantiated (Charges)	A	Threat to damage/seize property	41	Bronx	No Penalty
Substantiated (Charges)	F	Other blunt instrument as a club	73	Brooklyn	Forfeit vacation 15 day(s)
Substantiated (Charges)	F	Physical force	75	Brooklyn	Forfeit vacation 10 day(s)
Substantiated (Charges)	F	Physical force	75	Brooklyn	Forfeit vacation 10 day(s)
Substantiated (Charges)	A	Premises entered and/or searched	75	Brooklyn	No Penalty
Substantiated (Charges)	A	Premises entered and/or searched	75	Brooklyn	Reprimand
Substantiated (Charges)	A	Premises entered and/or searched	75	Brooklyn	No Penalty
Substantiated (Charges)	A	Premises entered and/or searched	75	Brooklyn	Forfeit vacation 10 day(s)
Substantiated (Charges)	A	Property damaged	75	Brooklyn	Forfeit vacation 10 day(s)
Substantiated (Charges)	A	Refusal to provide name/shield number	75	Brooklyn	Forfeit vacation 10 day(s)
Substantiated (Charges)	D	Word	75	Brooklyn	Forfeit vacation 10 day(s)
Substantiated (Charges)	A	Search (of person)	75	Brooklyn	No Penalty
Substantiated (Charges)	F	Physical force	79	Brooklyn	Formalized Training
Substantiated (Charges)	A	Strip-searched	79	Brooklyn	Forfeit vacation 10 day(s)
Substantiated (Charges)	A	Retaliatory summons	79	Brooklyn	Forfeit vacation 10 day(s)
Substantiated (Charges)	A	Stop	79	Brooklyn	Forfeit vacation 10 day(s)
Substantiated (Charges)	A	Stop	79	Brooklyn	Forfeit vacation 2 day(s)
Substantiated (Charges)	A	Retaliatory arrest	101	Queens	No Penalty
Substantiated (Charges)	A	Other	101	Queens	Forfeit vacation 12 day(s)
Substantiated (Charges)	A	Stop	101	Queens	Forfeit vacation 12 day(s)
Substantiated (Charges)	A	Vehicle search	122	Staten Island	No Penalty
Substantiated (Charges)	A	Vehicle search	122	Staten Island	No Penalty

Appendix

Over the years, the CCRB has made many types of data publicly available. In reorganizing the Monthly Report, we do not intend to remove any valuable information from the public domain. However, the Agency believes that some information is essential to place in the main body of the Monthly Report, while more granular charts and figures are better suited to the Appendix. We welcome you to contact the CCRB at www.nyc.gov or 212-912-7235 if you are having difficulty finding information on CCRB data that was formerly available.

Figure 47: CCRB Open Docket - Age of CCRB Cases Based On Incident Date

	June 2016		May 2016		Change	% Change
	Count	% of Total	Count	% of Total		
Cases 0-4 Months	898	91.2%	979	89.9%	-81	-8.3%
Cases 5-7 Months	52	5.3%	65	6.0%	-13	-20.0%
Cases 8 Months	4	0.4%	7	0.6%	-3	-42.9%
Cases 9 Months	5	0.5%	3	0.3%	2	66.7%
Cases 10 Months	2	0.2%	4	0.4%	-2	-50.0%
Cases 11 Months	1	0.1%	7	0.6%	-6	-85.7%
Cases 12 Months	6	0.6%	3	0.3%	3	100.0%
Cases 13 Months	4	0.4%	3	0.3%	1	33.3%
Cases 14 Months	0	0.0%	3	0.3%	-3	NA
Cases 15 Months	5	0.5%	5	0.5%	0	0.0%
Cases 16 Months	2	0.2%	2	0.2%	0	0.0%
Cases 17 Months	2	0.2%	0	0.0%	2	NA
Cases 18 Months	0	0.0%	0	0.0%	0	NA
Cases Over 18 Months	4	0.4%	8	0.7%	-4	-50.0%
NA	0	0.0%	0	0.0%	0	NA
Total	985	100.0%	1089	100.0%	-104	-9.6%

Figure 48: CCRB Open Docket - Age of CCRB Cases Based On CCRB Received Date

	June 2016		May 2016		Change	% Change
	Count	% of Total	Count	% of Total		
Cases 0-4 Months	954	96.9%	1029	94.5%	-75	-7.3%
Cases 5-7 Months	22	2.2%	50	4.6%	-28	-56.0%
Cases 8 Months	4	0.4%	1	0.1%	3	300.0%
Cases 9 Months	0	0.0%	1	0.1%	-1	NA
Cases 10 Months	0	0.0%	0	0.0%	0	NA
Cases 11 Months	0	0.0%	1	0.1%	-1	NA
Cases 12 Months	1	0.1%	1	0.1%	0	0.0%
Cases 13 Months	0	0.0%	0	0.0%	0	NA
Cases 14 Months	0	0.0%	0	0.0%	0	NA
Cases 15 Months	1	0.1%	0	0.0%	1	NA
Cases 16 Months	0	0.0%	0	0.0%	0	NA
Cases 17 Months	0	0.0%	0	0.0%	0	NA
Cases 18 Months	0	0.0%	0	0.0%	0	NA
Cases Over 18 Months	3	0.3%	6	0.6%	-3	-50.0%
NA	0	0.0%	0	0.0%	0	NA
Total	985	100.0%	1089	100.0%	-104	-9.6%

Figure 49: CCRB Investigations Docket - Age of CCRB Cases Based On Incident Date

	June 2016		May 2016		Change	% Change
	Count	% of Total	Count	% of Total		
Cases 0-4 Months	607	92.7%	554	92.5%	53	9.6%
Cases 5-7 Months	27	4.1%	21	3.5%	6	28.6%
Cases 8 Months	1	0.2%	4	0.7%	-3	-75.0%
Cases 9 Months	4	0.6%	0	0.0%	4	NA
Cases 10 Months	1	0.2%	1	0.2%	0	0.0%
Cases 11 Months	1	0.2%	6	1.0%	-5	-83.3%
Cases 12 Months	3	0.5%	3	0.5%	0	0.0%
Cases 13 Months	2	0.3%	1	0.2%	1	100.0%
Cases 14 Months	0	0.0%	3	0.5%	-3	NA
Cases 15 Months	4	0.6%	2	0.3%	2	100.0%
Cases 16 Months	1	0.2%	0	0.0%	1	NA
Cases 17 Months	0	0.0%	0	0.0%	0	NA
Cases 18 Months	0	0.0%	0	0.0%	0	NA
Cases Over 18 Months	4	0.6%	4	0.7%	0	0.0%
NA	0	0.0%	0	0.0%	0	NA
Total	655	100.0%	599	100.0%	56	9.3%

Figure 50: CCRB DA Hold Docket - Age of CCRB Cases Based On Incident Date

	June 2016	
	Count	% of Total
Cases 0-4 Months	3	17.6%
Cases 5-7 Months	3	17.6%
Cases 8 Months	1	5.9%
Cases 9 Months	1	5.9%
Cases 10 Months	1	5.9%
Cases 11 Months	2	11.8%
Cases 12 Months	1	5.9%
Cases 13 Months	0	0.0%
Cases 14 Months	1	5.9%
Cases 15 Months	0	0.0%
Cases 16 Months	1	5.9%
Cases 17 Months	0	0.0%
Cases 18 Months	1	5.9%
Cases Over 18 Months	2	11.8%
NA	0	0.0%
Total	17	100.0%

Figure 51: Disposition of Force Allegations (YTD 2016)

Force Allegation	Substantiated		Exonerated		Unsubstantiated		Unfounded		Officer Unidentified		Miscellaneous	
	Count	%	Count	%	Count	%	Count	%	Count	%	Count	%
Gun Pointed	5	9.1%	30	54.5%	11	20%	2	3.6%	7	12.7%	0	0%
Gun fired	0	0%	1	100%	0	0%	0	0%	0	0%	0	0%
Nightstick as club (incl asp & baton)	2	8.3%	10	41.7%	3	12.5%	8	33.3%	1	4.2%	0	0%
Gun as club	2	66.7%	0	0%	0	0%	1	33.3%	0	0%	0	0%
Radio as club	1	100%	0	0%	0	0%	0	0%	0	0%	0	0%
Flashlight as club	0	0.0%	0	0.0%	0	0.0%	0	0.0%	0	0.0%	0	0.0%
Police shield	0	0%	0	0%	2	100%	0	0%	0	0%	0	0%
Vehicle	0	0%	1	14.3%	3	42.9%	3	42.9%	0	0%	0	0%
Other blunt instrument as a club	0	0%	0	0%	1	25%	3	75%	0	0%	0	0%
Hit against inanimate object	3	12%	2	8%	10	40%	9	36%	1	4%	0	0%
Chokehold	2	4.1%	0	0%	25	51%	14	28.6%	8	16.3%	0	0%
Pepper spray	2	8.3%	12	50%	4	16.7%	3	12.5%	3	12.5%	0	0%
Physical force	26	4.2%	240	38.6%	195	31.4%	102	16.4%	55	8.9%	3	0.5%
Handcuffs too tight	1	7.7%	0	0%	7	53.8%	5	38.5%	0	0%	0	0%
Nonlethal restraining device	2	10%	13	65%	2	10%	3	15%	0	0%	0	0%
Animal	0	0%	1	100%	0	0%	0	0%	0	0%	0	0%
Other	2	3%	1	1.5%	30	44.8%	16	23.9%	18	26.9%	0	0%
Total	48	5.2%	311	33.9%	293	32%	169	18.4%	93	10.1%	3	0.3%

Figure 52: Disposition of Abuse of Authority Allegations (YTD 2016)

Abuse of Authority Allegation	Substantiated		Exonerated		Unsubstantiated		Unfounded		Officer Unidentified		Miscellaneous	
	Count	%	Count	%	Count	%	Count	%	Count	%	Count	%
Gun Drawn	0	0%	14	58.3%	7	29.2%	0	0%	3	12.5%	0	0%
Strip-searched	12	32.4%	6	16.2%	13	35.1%	1	2.7%	5	13.5%	0	0%
Vehicle stop	12	8.5%	83	58.9%	39	27.7%	1	0.7%	6	4.3%	0	0%
Vehicle search	27	22.3%	37	30.6%	46	38%	3	2.5%	8	6.6%	0	0%
Premises entered and/or searched	43	15.2%	177	62.5%	49	17.3%	5	1.8%	9	3.2%	0	0%
Threat of summons	1	5.3%	6	31.6%	9	47.4%	1	5.3%	2	10.5%	0	0%
Threat of arrest	10	5.3%	85	45.5%	64	34.2%	8	4.3%	20	10.7%	0	0%
Threat to notify ACS	0	0%	3	30%	5	50%	1	10%	1	10%	0	0%
Threat of force (verbal or physical)	10	8.9%	12	10.7%	62	55.4%	13	11.6%	15	13.4%	0	0%
Threat to damage/seize property	1	3.8%	7	26.9%	15	57.7%	1	3.8%	2	7.7%	0	0%
Property damaged	6	10.3%	15	25.9%	21	36.2%	5	8.6%	11	19%	0	0%
Refusal to process civilian complaint	6	20.7%	0	0%	20	69%	0	0%	3	10.3%	0	0%
Refusal to provide name/shield number	29	12.1%	1	0.4%	144	60%	47	19.6%	19	7.9%	0	0%
Retaliatory arrest	3	75%	1	25%	0	0%	0	0%	0	0%	0	0%
Retaliatory summons	14	93.3%	0	0%	1	6.7%	0	0%	0	0%	0	0%
Refusal to obtain medical treatment	13	25%	0	0%	24	46.2%	12	23.1%	3	5.8%	0	0%
Improper dissemination of medical info	0	0.0%	0	0.0%	0	0.0%	0	0.0%	0	0.0%	0	0.0%
Other	39	42.9%	21	23.1%	23	25.3%	6	6.6%	2	2.2%	0	0%
Seizure of property	2	11.8%	8	47.1%	4	23.5%	2	11.8%	1	5.9%	0	0%
Failure to show search warrant	6	25%	0	0%	16	66.7%	2	8.3%	0	0%	0	0%
Frisk	75	45.7%	30	18.3%	35	21.3%	1	0.6%	22	13.4%	1	0.6%
Search (of person)	53	28.8%	35	19%	75	40.8%	3	1.6%	18	9.8%	0	0%
Stop	82	31.3%	115	43.9%	40	15.3%	2	0.8%	23	8.8%	0	0%
Question	11	26.2%	17	40.5%	14	33.3%	0	0%	0	0%	0	0%
Refusal to show arrest warrant	0	0%	0	0%	1	33.3%	1	33.3%	1	33.3%	0	0%
Interference with recording	0	0.0%	0	0.0%	0	0.0%	0	0.0%	0	0.0%	0	0.0%
Search of recording device	0	0.0%	0	0.0%	0	0.0%	0	0.0%	0	0.0%	0	0.0%
Electronic device information deletion	0	0.0%	0	0.0%	0	0.0%	0	0.0%	0	0.0%	0	0.0%

Total	455	21.2%	673	31.4%	727	33.9%	115	5.4%	174	8.1%	1	0%
--------------	-----	-------	-----	-------	-----	-------	-----	------	-----	------	---	----

Figure 53: Disposition of Discourtesy Allegations (YTD 2016)

Discourtesy Allegation	Substantiated		Exonerated		Unsubstantiated		Unfounded		Officer Unidentified		Miscellaneous	
	Count	%	Count	%	Count	%	Count	%	Count	%	Count	%
Word	38	8.1%	9	1.9%	290	61.7%	62	13.2%	68	14.5%	3	0.6%
Gesture	0	0%	0	0%	1	33.3%	1	33.3%	1	33.3%	0	0%
Demeanor/tone	1	50%	0	0%	1	50%	0	0%	0	0%	0	0%
Action	11	17.7%	1	1.6%	34	54.8%	12	19.4%	4	6.5%	0	0%
Other	0	0%	0	0%	1	100%	0	0%	0	0%	0	0%
Total	50	9.3%	10	1.9%	327	60.8%	75	13.9%	73	13.6%	3	0.6%

Figure 54: Disposition of Offensive Language Allegations (YTD 2016)

Offensive Language Allegation	Substantiated		Exonerated		Unsubstantiated		Unfounded		Officer Unidentified		Miscellaneous	
	Count	%	Count	%	Count	%	Count	%	Count	%	Count	%
Race	0	0%	0	0%	28	75.7%	6	16.2%	3	8.1%	0	0%
Ethnicity	0	0%	0	0%	7	50%	6	42.9%	1	7.1%	0	0%
Religion	0	0%	0	0%	1	100%	0	0%	0	0%	0	0%
Gender	1	4.8%	0	0%	11	52.4%	6	28.6%	3	14.3%	0	0%
Sexual orientation	1	6.7%	0	0%	10	66.7%	4	26.7%	0	0%	0	0%
Physical disability	1	50%	0	0%	1	50%	0	0%	0	0%	0	0%
Other	1	11.1%	0	0%	4	44.4%	1	11.1%	3	33.3%	0	0%
Total	4	4%	0	0%	62	62.6%	23	23.2%	10	10.1%	0	0%

Figure 55: Administrative Prosecutions Unit Open Docket (June 2016)

Case Stage	Cases	Percent
Charges served, Conference Date Requested	0	0%
Awaiting filing of charges	6	4%
Charges filed, awaiting service	46	30%
Charges served, CORD/SoEH/DCS pending	28	18%
Calendered for court appearance	6	4%
Case Off Calendar - Subsequent Appearance Pending	8	5%
Trial scheduled	39	26%
Trial commenced	8	5%
Plea agreed - paperwork pending	11	7%
Total	152	100%

CORD is the CO's Report on MOS facing discipline.
 SoEH is the Summary of Employment History.
 DCS is the Disciplinary Cover Sheet.

Figure 56: Administrative Prosecutions Unit Cases Awaiting Final Disposition (June 2016)

Case Stage	Cases	Percent
Disposition modified, awaiting final disp.	1	1%
Plea filed - awaiting approval by PC	68	53%
Verdict rendered - awaiting approval by PC	44	34%
Verdict rendered - Fogel response due	7	5%
Trial completed, awaiting verdict	9	7%
Total	129	100%

A Fogel response is a letter to the Trial Commissioner with comments from the CCRB on the Trial Commissioner's report and recommendation.