

DAILY REPORT

2/7/2023

(Data from Monday, February 06, 2023)

SINGLE ADULTS	
Drop-in Center Clients Served	524
Drop-in Center Overnight Census	185
Faith Bed Census	13
Outreach Contacts	298
Outreach Placements	41
Safe Haven Utilization	1560
Veterans In Short-term Housing	229
Criminal Justice Short-term Housing (Note: This count is also included in the TOTAL SHELTER CENSUS)	150

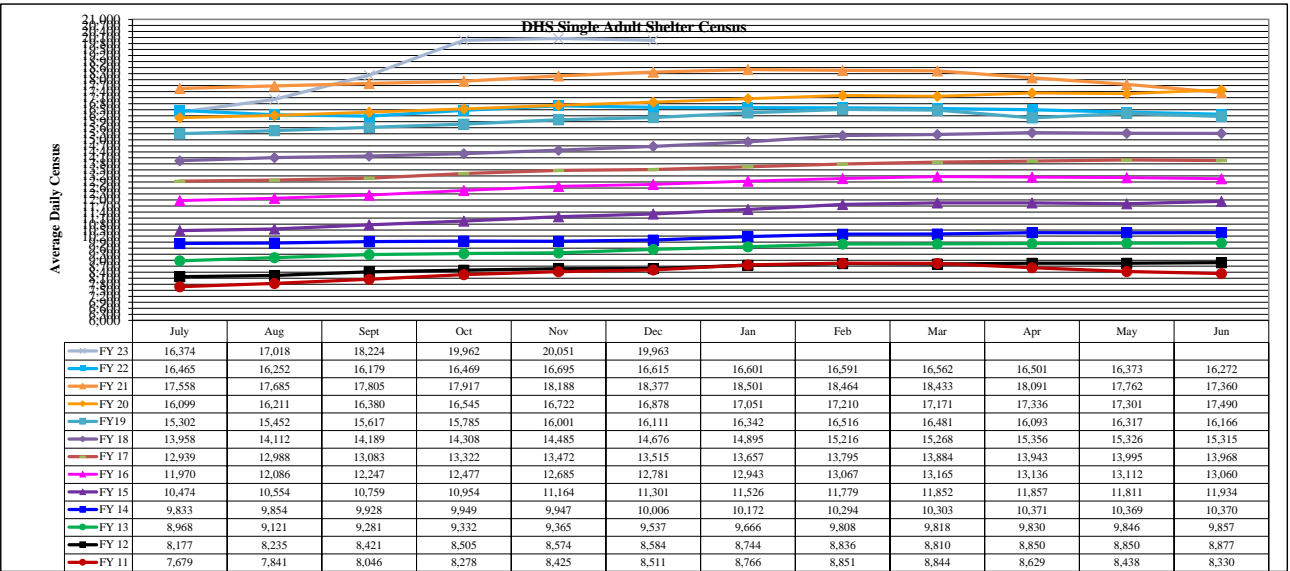
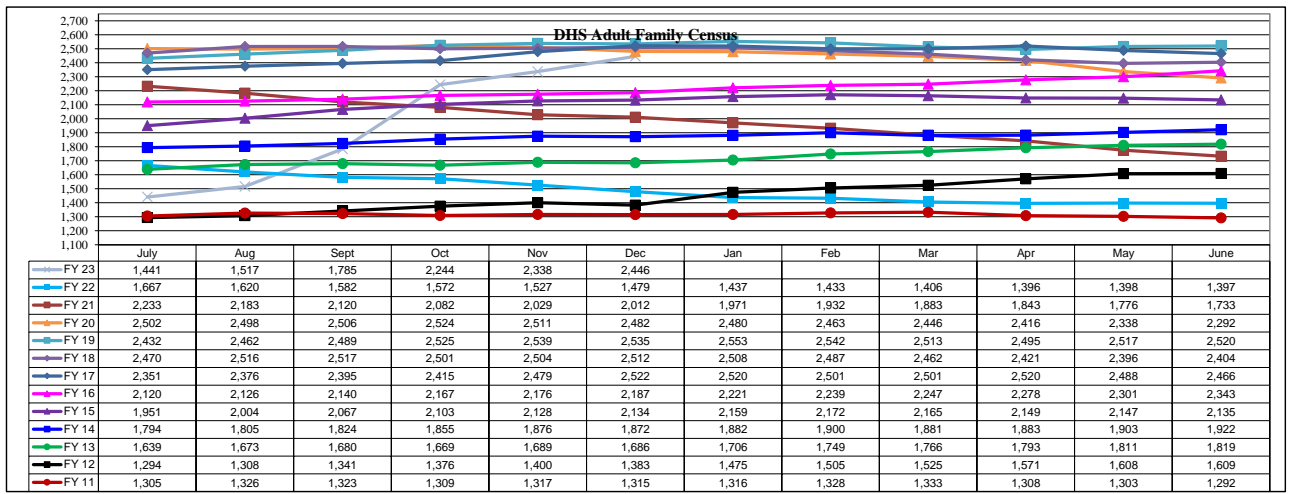
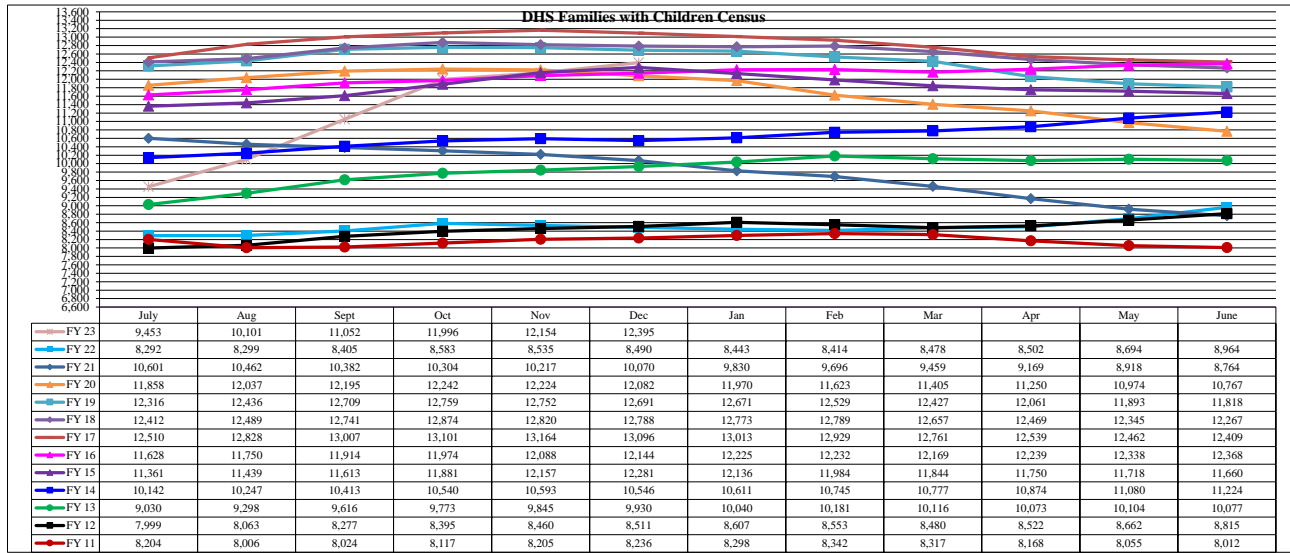
FAMILY INTAKE	
Families with Children Requesting Temporary Housing	170
Adult Families Requesting Temporary Housing	33
Families Placed in Overnight Accommodations	0
Families w/children at PATH Overnight (pre 10PM)	0

TOTAL SHELTER CENSUS	
Adults	47,810
Children	22,881
Total Individuals	70,691

SINGLE ADULTS	
Men	16,670
Women	4,508
Total Single Adults	21,178

FAMILIES WITH CHILDREN	
Families	13,398
Adults	20,651
Children	22,881
Individuals	43,532

ADULT FAMILIES CENSUS	
Families	2,820
Individuals (Adults)	5,981



*Due to data conversion the average monthly census for December 2011 and January 2012 for Families with Children and Adult Families is based upon data for a partial month.