

DAILY REPORT

8/13/2020

(Data from Wednesday, August 12, 2020)

Code Red

SINGLE ADULTS	
Drop-in Center Clients Served	359
Drop-in Center Overnight Census	71
Faith Bed Census	38
Outreach Contacts	297
Outreach Placements	10
Safe Haven Utilization	1077
Veterans In Short-term Housing	234
Criminal Justice Short-term Housing	116

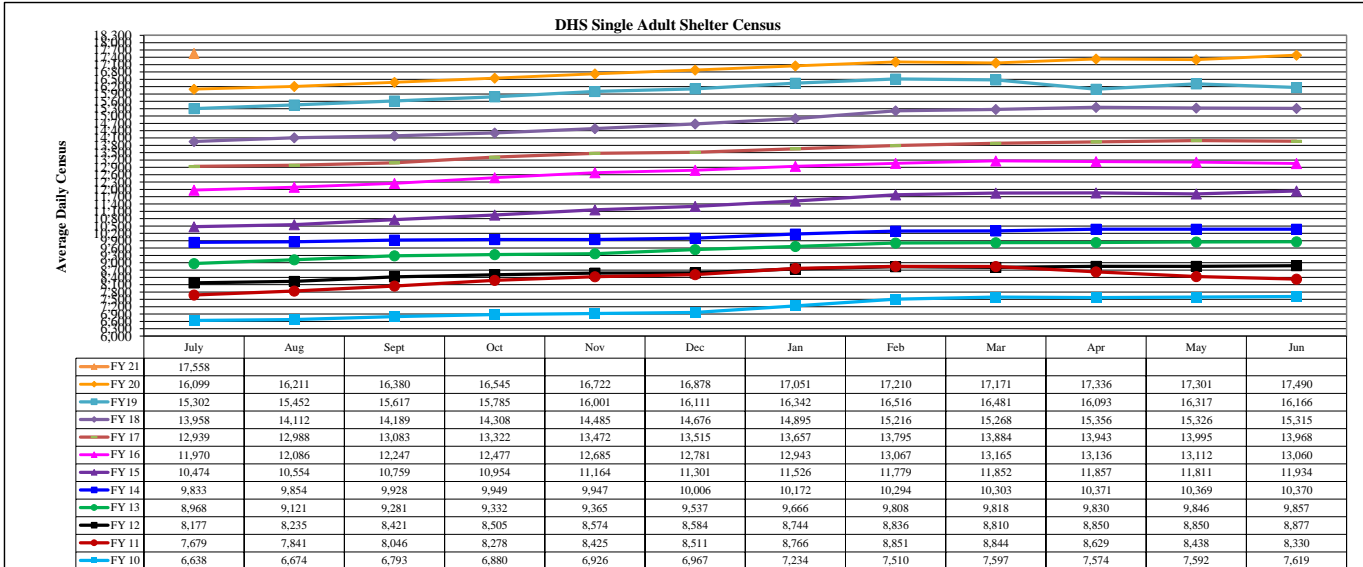
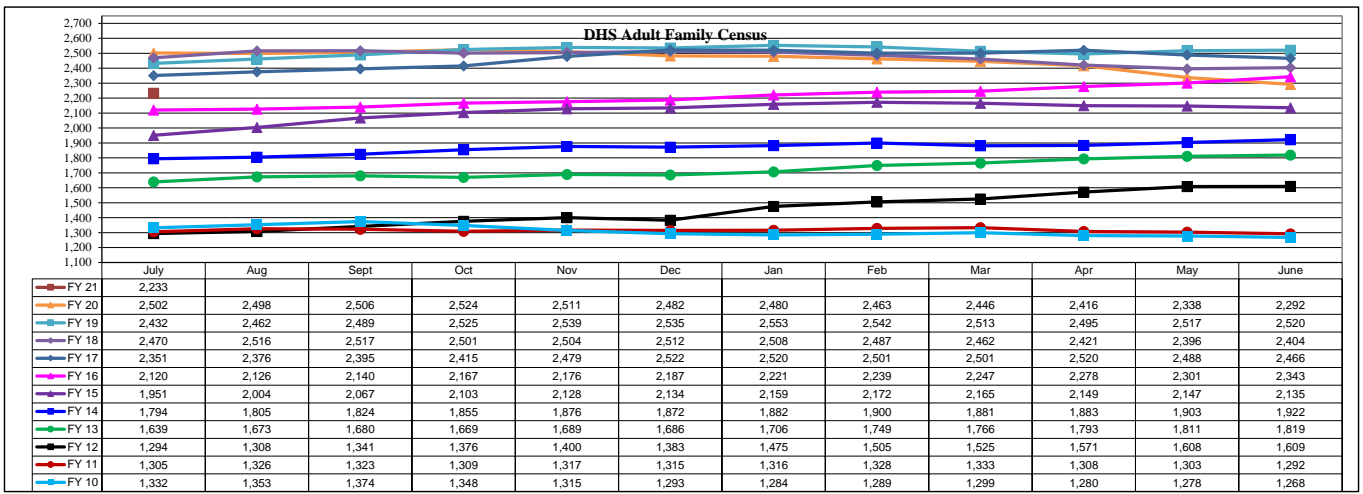
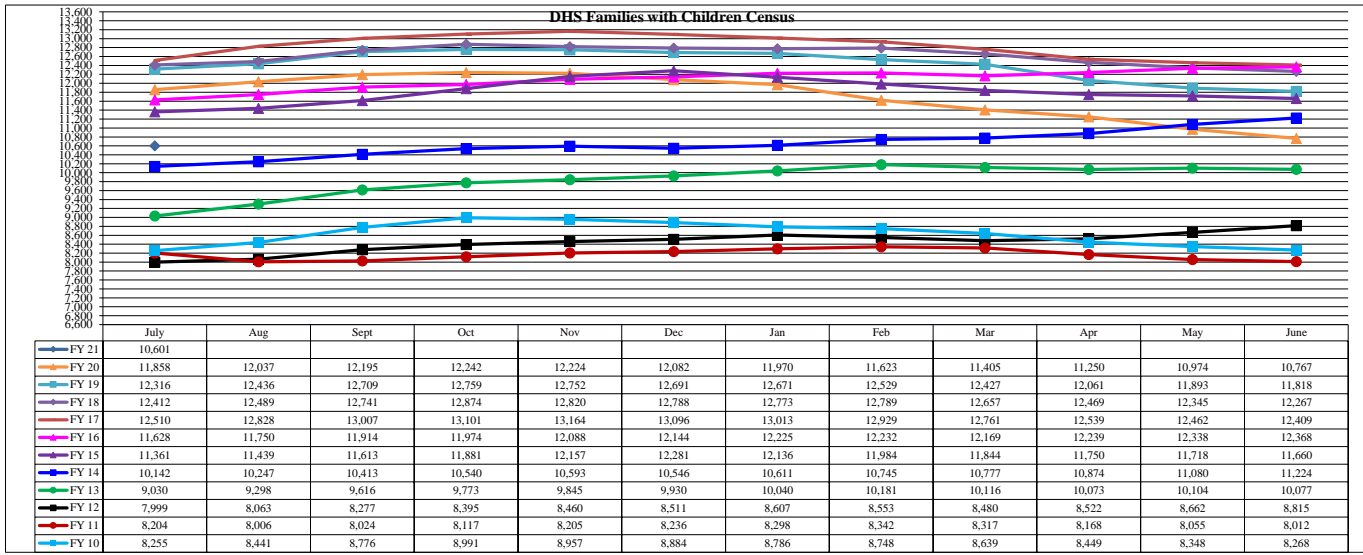
FAMILY INTAKE	
Families Requesting Temporary Housing at PATH	105
Adult Families Requesting Temporary Housing at AFIC	26
Families Placed in Overnight Accommodations	0
Families w/children at PATH Overnight (pre 10PM)	0

TOTAL SHELTER CENSUS	
Adults	36,154
Children	18,583
Total Individuals	54,737

SINGLE ADULTS	
Men	13,092
Women	4,532
Total Single Adults	17,624

FAMILIES WITH CHILDREN CENSUS	
Families	10,473
Adults	13,923
Children	18,583
Individuals	32,506

ADULT FAMILIES CENSUS	
Families	2,181
Individuals (Adults)	4,607



*Due to data conversion the average monthly census for December 2011 and January 2012 for Families with Children and Adult Families is based upon data for a partial month.