

DAILY REPORT

4/30/2021

(Data from Thursday, April 29, 2021)

SINGLE ADULTS	
Drop-in Center Clients Served	381
Drop-in Center Overnight Census	127
Faith Bed Census	29
Outreach Contacts	330
Outreach Placements	13
Safe Haven Utilization	1103
Veterans In Short-term Housing	202
Criminal Justice Short-term Housing	98

(5 of 6 sites reported)
 (5 of 6 sites reported)
 (5 of 6 sites reported)

FAMILY INTAKE	
Families Requesting Temporary Housing at PATH	98
Adult Families Requesting Temporary Housing at AFIC	13
Families Placed in Overnight Accommodations	0
Families w/children at PATH Overnight (pre 10PM)	0

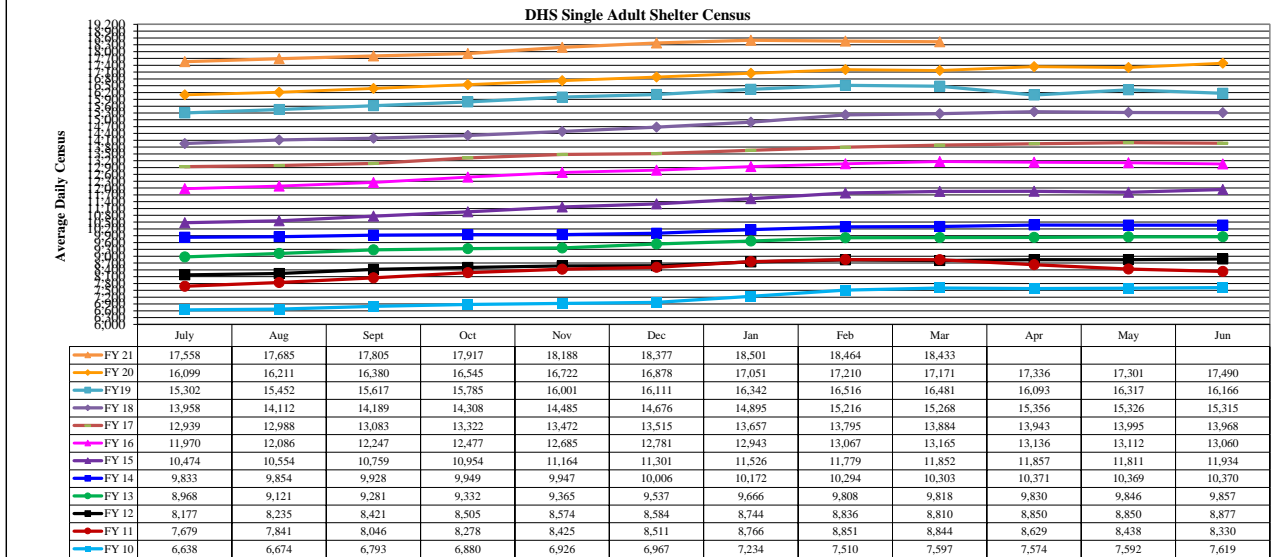
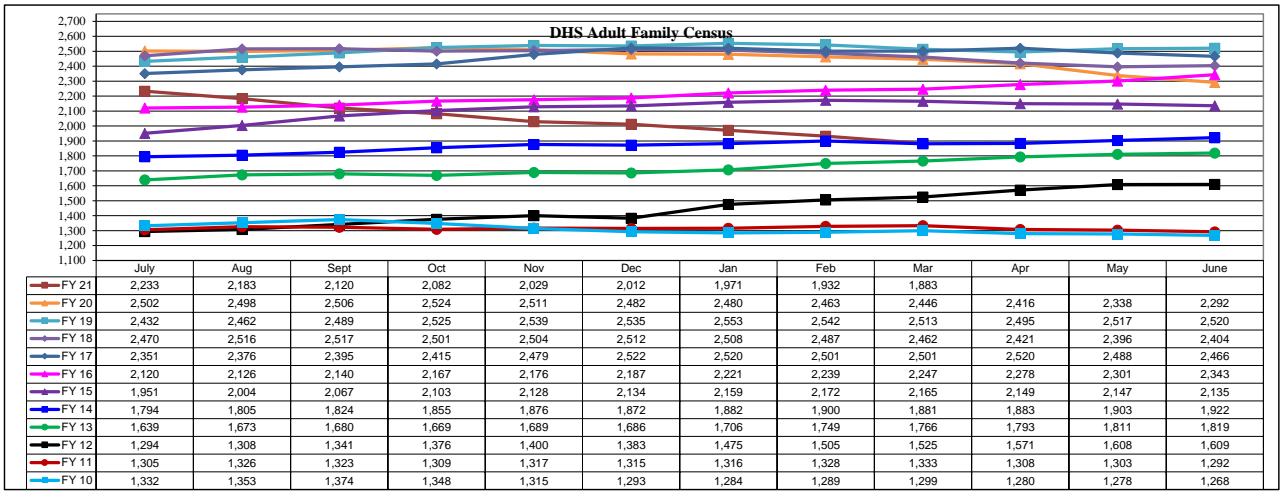
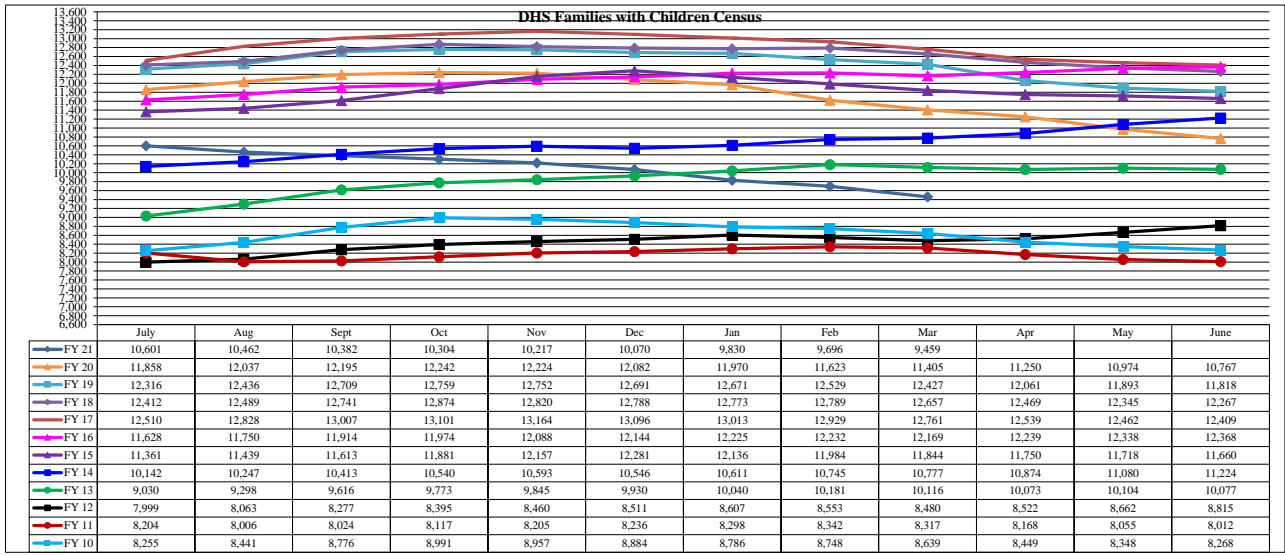
TOTAL SHELTER CENSUS	
Adults	33,721
Children	15,735
Total Individuals	49,456

SINGLE ADULTS	
Men	13,625
Women	4,341
Total Single Adults	17,966

FAMILIES WITH CHILDREN	
Families	9,061
Adults	11,936
Children	15,735
Individuals	27,671

ADULT FAMILIES CENSUS	
Families	1,814
Individuals (Adults)	3,819

x



*Due to data conversion the average monthly census for December 2011 and January 2012 for Families with Children and Adult Families is based upon data for a partial month.