



BILL DE BLASIO
MAYOR

CIVILIAN COMPLAINT REVIEW BOARD
100 CHURCH STREET 10th FLOOR
NEW YORK, NEW YORK 10007 ♦ TELEPHONE (212) 912-7235
www.nyc.gov/ccrb



FREDERICK DAVIE
CHAIR

Executive Director's Monthly Report
December 2019
(Statistics for November 2019)

Contents

Executive Summary	2
Glossary	3
Complaints Received	4
CCRB Cases Received By Borough and Precinct	5
Allegations Received	7
CCRB Docket	10
Body Worn Camera Footage Requests	12
Closed Cases	13
Resolving Cases	13
Dispositions / Case Abstracts	14
Dispositions - Full Investigations	16
Dispositions - All CCRB Cases	17
Dispositions - Allegations	18
Substantiation Rates	20
Substantiation Rates and Video	21
Board Discipline Recommendations for Substantiated Complaints	22
Board Discipline Recommendations for Substantiated Allegations	24
Truncations	28
Complaints by PSA	29
Mediation Unit	31
Administrative Prosecution Unit	33
NYPD Discipline	34
Appendix	40

Executive Summary

The Civilian Complaint Review Board (“CCRB”) is an independent municipal Agency that investigates complaints of NYPD misconduct. Every month, the CCRB prepares an Executive Director report for its public meeting. Data for November 2019 included the following highlights:

- 1) Of the cases in the CCRB active investigations docket, 71% have been open for 4 months or fewer, and 89% have been open for 7 months or fewer (page 10). In November, the CCRB opened 318 new cases (page 4), and currently has a total open docket of 2,686 cases (page 11).
- 2) The CCRB substantiated allegations in 24% of its fully investigated cases (page 16).
- 3) The CCRB fully investigated 39% of the cases it closed in November (page 13) and resolved (fully investigated, mediated or attempted mediation) 43% of the cases it closed (page 17). The Agency's truncation rate was 56% (page 13). This is primarily driven by uncooperative complainants/alleged victims, or witnesses.
- 4) For November, investigations using video evidence resulted in substantiated allegations in 31% of cases - compared to 10% of cases in which video was not available (page 20-21).
- 5) The Monthly Report includes a breakdown of complaints and substantiations by NYPD precinct and borough of occurrence (pages 5-6, 25-27).
- 6) In November the Police Commissioner finalized 14 decision(s) against police officers in Administrative Prosecution Unit (APU) cases; 7 were guilty verdicts won by the APU (page 33). The CCRB's APU prosecutes the most serious allegations of misconduct. The APU conducted 31 trials against members of the NYPD year-to-date; 7 trials were conducted against respondent officers in November.

Finally, the Monthly Report contains a Table of Contents, Glossary, and Appendix, all meant to assist readers in navigating this report. The CCRB is committed to producing monthly reports that are valuable to the public, and welcomes feedback on how to make its data more accessible.

Glossary

In this glossary we have included a list of terms that regularly appear in our reports.

Allegation: An allegation is a specific act of misconduct. The same “complaint” can have multiple allegations – excessive force and discourteous language, for example. Each allegation is reviewed separately during an investigation.

APU: The Administrative Prosecution Unit is the division of the CCRB that has prosecuted “charges” cases since April 2013, after the signing of a 2012 Memorandum of Understanding between the CCRB and NYPD.

Board Panel: The “Board” of the CCRB has 13 members. Of the 13 members, five are chosen by the Mayor, five are chosen by the City Council, and three are chosen by the Police Commissioner. Following a completed investigation by the CCRB staff, three Board members, sitting as a Board Panel, will make a finding on whether misconduct occurred and will make a recommendation on what level of penalty should follow.

Case/Complaint: For the purposes of CCRB data, a “case” or “complaint” is defined as any incident within the Agency’s jurisdiction, brought to resolution by the CCRB. Cases/Complaints thus include truncations, fully investigated or ongoing cases, mediations, and completed investigations pending Board Panel review.

Disposition: The Board’s finding as to the outcome of a case (i.e. if misconduct occurred).

FADO: Under the City Charter, the CCRB has jurisdiction to investigate the following categories of police misconduct: Force, Abuse of Authority, Discourtesy, and Offensive Language, collectively known as “FADO”.

Intake: CCRB’s intake team initially handles complaints from the public. Intake takes complaints that come via live phone calls, voicemails, an online complaint form, or in-person.

Investigation: CCRB investigators gather evidence and interview witnesses to prepare reports on misconduct allegations. An investigation ends when a closing report is prepared detailing the evidence and legal analysis, and the case is given to the Board for disposition.

Mediation: A complainant may mediate his or her case with the subject officer, in lieu of an investigation, with the CCRB providing a neutral, third-party mediator.

Truncation: When a complaint is withdrawn or there is no complainant/alleged victim available for an interview, the investigation is “truncated.”

Complaints Received

The CCRB’s Intake team processes misconduct complaints from the public and referrals from the NYPD. Under the New York City Charter, the CCRB’s jurisdiction is limited to allegations of misconduct related to Force, Abuse of Authority, Discourtesy and Offensive Language. All other complaints are referred to the appropriate agency. Figure 1 refers to all complaints that the CCRB receives and Figures 2 and 3 refer to new cases that remain with the Agency. In November 2019, the CCRB initiated 318 new complaints.

Figure 1: Total Intake by Month (January 2018 - November 2019)

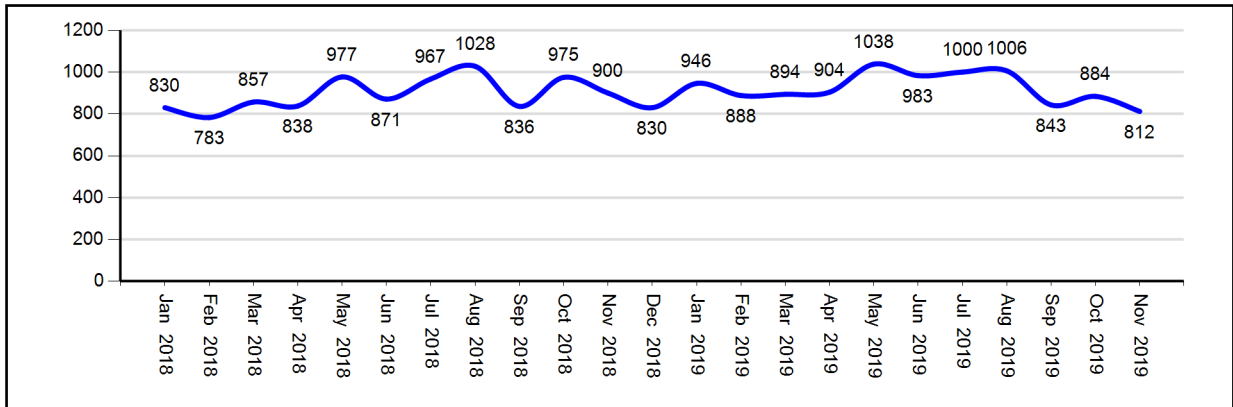


Figure 2: New CCRB Complaints by Month (January 2018 - November 2019)

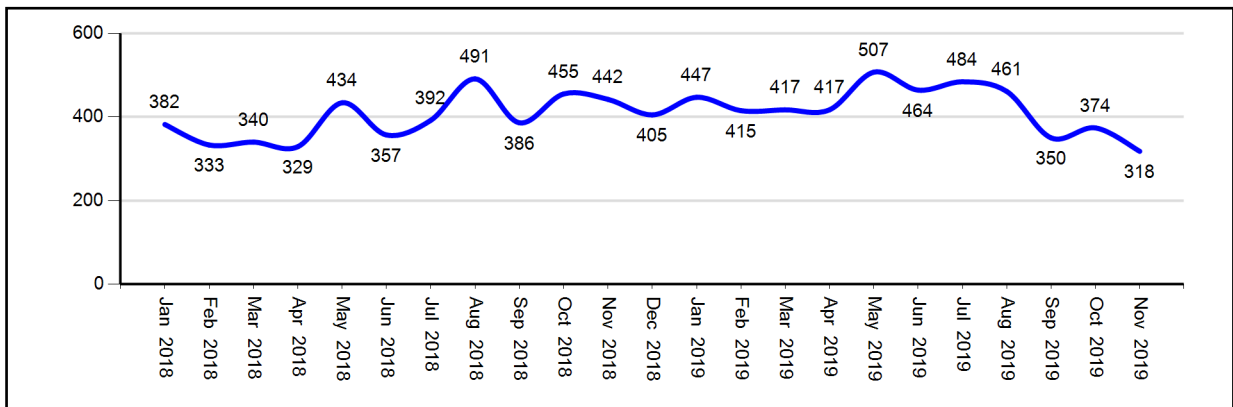
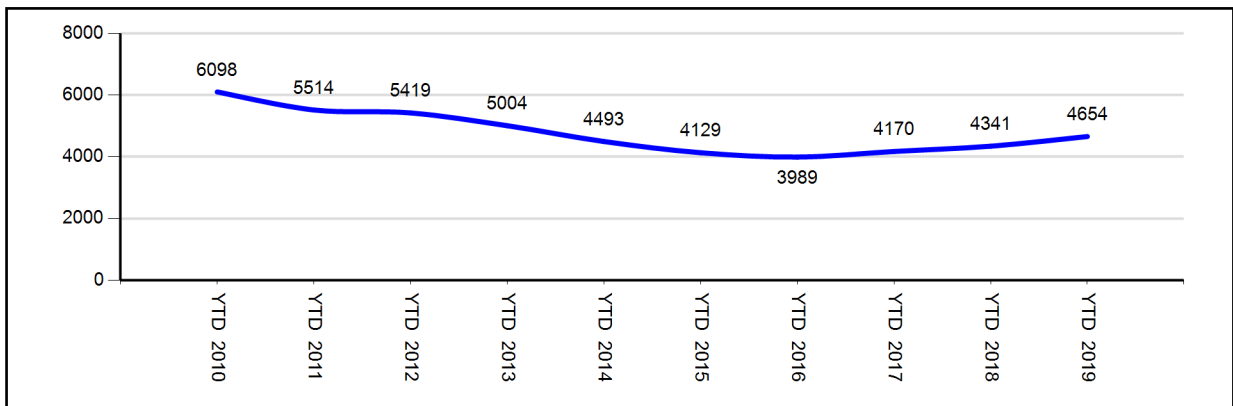


Figure 3: New CCRB Complaints by Year (YTD 2010 - YTD 2019)



CCRB Cases Received by Borough and Precinct

Of the five boroughs, the largest number of misconduct complaints stemmed from incidents occurring in Brooklyn, followed by Manhattan. The 75th Precinct had the highest number at 22 incidents.

Figure 4: CCRB Complaints Received By Borough of Occurrence (November 2019)

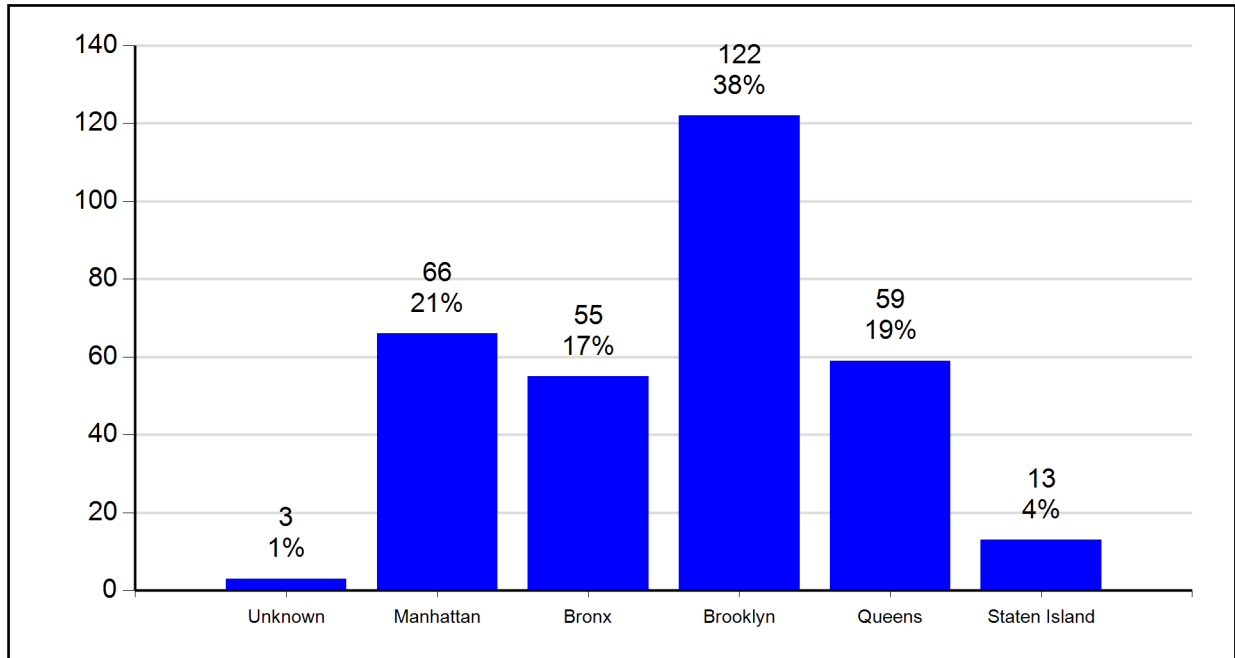


Figure 5: CCRB Complaints Received By Borough of Occurrence (YTD 2019)

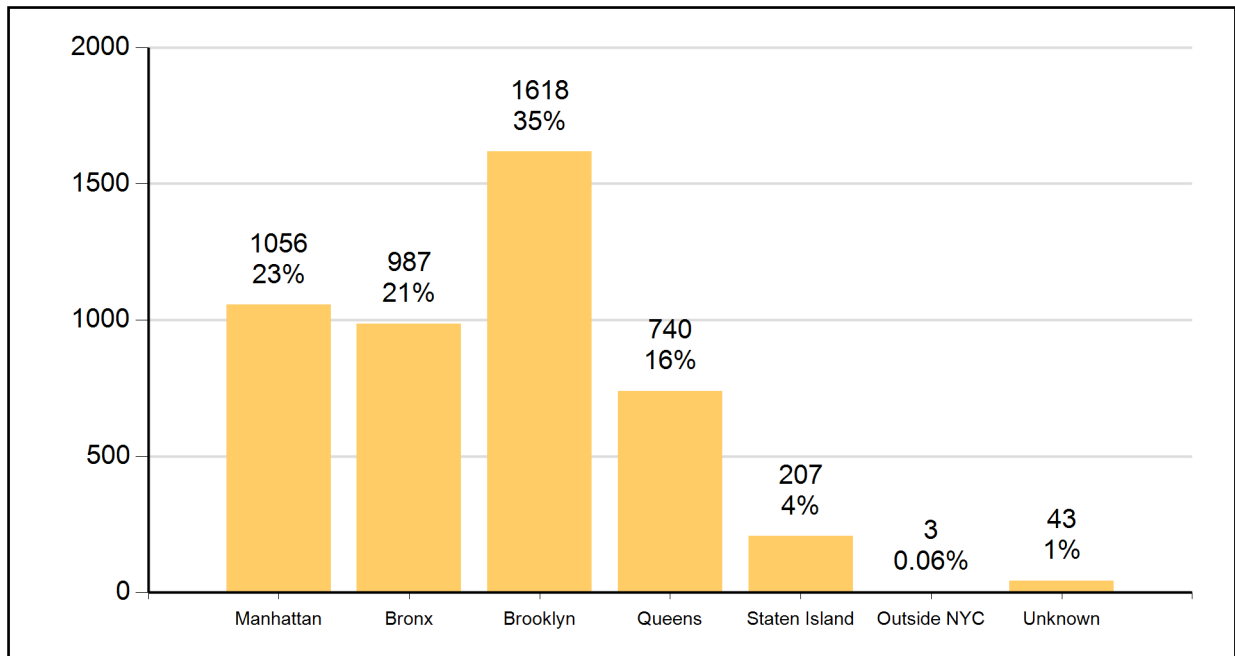


Figure 6: CCRB Complaints Received By Precinct of Occurrence (November 2019)

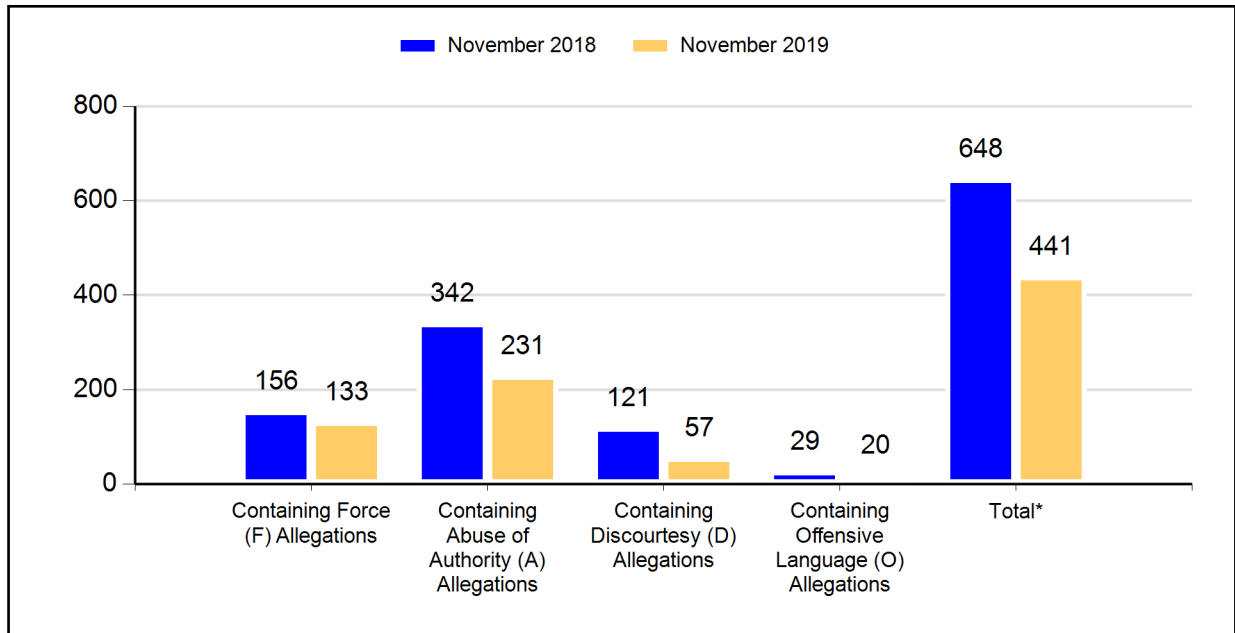
NYPD Precinct of Occurrence*	Number of Complaints	NYPD Precinct of Occurrence*	Number of Complaints
0	2	67	5
1	3	68	4
5	3	69	2
6	1	70	5
7	1	71	4
9	5	72	9
10	3	73	4
13	1	75	22
14	9	76	2
17	2	77	9
18	3	78	4
19	4	79	7
20	1	81	4
23	2	83	4
24	2	84	7
25	6	88	2
28	5	90	9
30	5	94	2
32	3	100	4
33	1	101	1
34	3	102	3
40	7	103	8
41	2	104	5
42	9	105	4
43	1	106	2
44	4	107	4
45	4	108	1
46	6	109	3
47	10	110	3
48	2	111	1
49	2	112	1
50	3	113	6
52	3	114	7
60	5	115	2
61	3	120	6
62	2	121	2
63	2	122	3
66	3	123	2
		Unknown	12

*These figures track where an incident occurred, not necessarily the Command of the officer. Please review Figures 62A-62Q for Command Level data for cases closed in 2017.

Allegations Received

As described in the previous section, the CCRB has jurisdiction over four categories of NYPD misconduct. In comparing November 2018 to November 2019, the number of complaints containing an allegation of Force is down, Abuse of Authority complaints are down, Discourtesy are down and Offensive Language are down. Figures for the year-to-date comparison show that in 2019, complaints containing an allegation of Force are up, Abuse of Authority are up, Discourtesy are down and Offensive Language are down.

Figure 7: CCRB Complaints Received By Type of Allegation (November 2018 vs. November 2019)



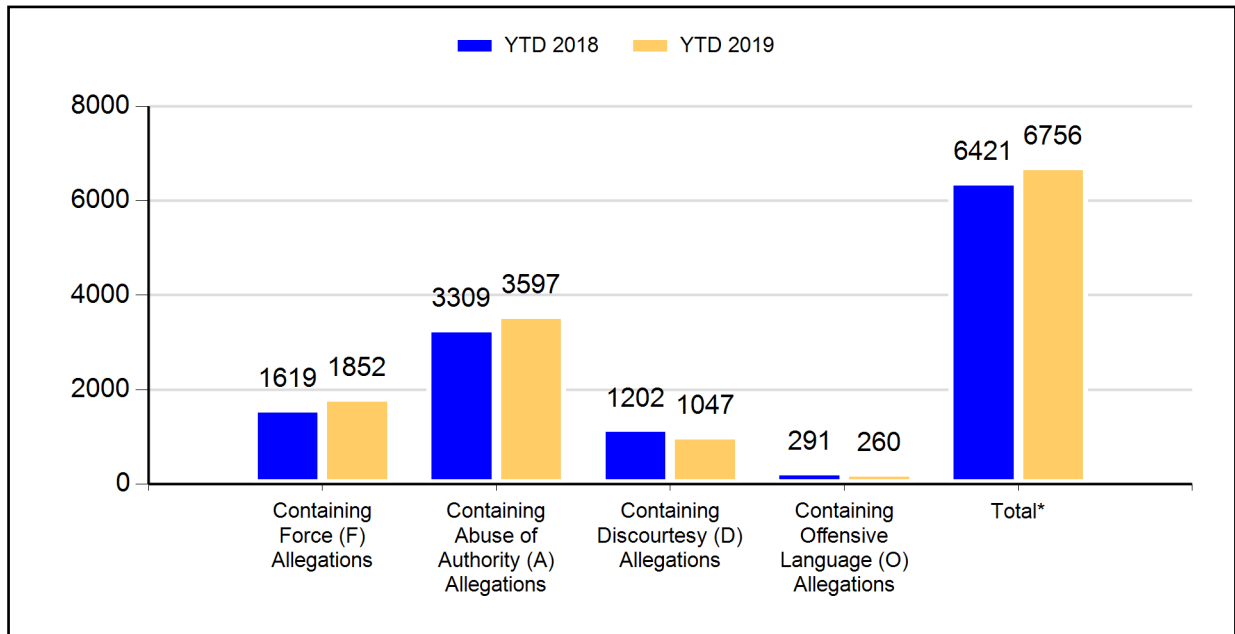
*This is the total of distinct FADO allegation types in complaints received.

Figure 8: CCRB Complaints Received By Type of Allegation (% of Complaints)

	November 2018		November 2019		Change	% Change
	Count	% of Total Complaints	Count	% of Total Complaints		
Force (F)	156	35%	133	42%	-23	-15%
Abuse of Authority (A)	342	77%	231	73%	-111	-32%
Discourtesy (D)	121	27%	57	18%	-64	-53%
Offensive Language (O)	29	7%	20	6%	-9	-31%
Total FADO Allegations	648		441		-207	-32%
Total Complaints	442		318		-124	-28%

Note: the number of allegations in recently received complaints typically grows somewhat as the complaints are investigated.

Figure 9: CCRB Complaints Received By Type of Allegation (YTD 2018 vs. YTD 2019)



*This is the total of distinct FADO allegation types in complaints received.

Figure 10: CCRB Complaints Received By Type of Allegation YTD (% of Complaints)

	YTD 2018		YTD 2019		Change	% Change
	Count	% of Total Complaints	Count	% of Total Complaints		
Force (F)	1619	37%	1852	40%	233	14%
Abuse of Authority (A)	3309	76%	3597	77%	288	9%
Discourtesy (D)	1202	28%	1047	22%	-155	-13%
Offensive Language (O)	291	7%	260	6%	-31	-11%
Total FADO Allegations	6421		6756		335	5%
Total Complaints	4341		4654		313	7%

Note: the number of allegations in recently received complaints typically grows somewhat as the complaints are investigated.

Figure 11: Total Allegations (% of Total Allegations)

	November 2018		November 2019		Change	% Change
	Count	% of Total Allegations	Count	% of Total Allegations		
Force (F)	348	22%	241	25%	-107	-31%
Abuse of Authority (A)	999	64%	626	65%	-373	-37%
Discourtesy (D)	181	12%	71	7%	-110	-61%
Offensive Language (O)	37	2%	28	3%	-9	-24%
Total Allegations	1565		966		-599	-38%
Total Complaints	442		318		-124	-28%

Figure 12: Total Allegations YTD (% of Total Allegations)

	YTD 2018		YTD 2019		Change	% Change
	Count	% of Total Allegations	Count	% of Total Allegations		
Force (F)	3371	23%	3953	23%	582	17%
Abuse of Authority (A)	9034	62%	11431	67%	2397	27%
Discourtesy (D)	1746	12%	1449	8%	-297	-17%
Offensive Language (O)	376	3%	342	2%	-34	-9%
Total Allegations	14527		17175		2648	18%
Total Complaints	4341		4654		313	7%

The number of allegations in recently received complaints typically grows as the complaints are investigated.

CCRB Docket

As of the end of November 2019, 71% of active CCRB cases are fewer than five months old, and 89% active cases have been open for fewer than eight months.

Figure 13: Age of Active Cases Based on Received Date (November 2019)

Case Age Group	Count	% of Total
Cases 0-4 Months	1749	71.4%
Cases 5-7 Months	440	18.0%
Cases 8-11 Months	183	7.5%
Cases 12-18 Months*	69	2.8%
Cases Over 18 Months**	7	0.3%
Total	2448	100%

*12-18 Months: 10 cases that were reopened; 0 cases that were on DA Hold.

**Over18 Months: 3 cases that were reopened; 4 cases that were on DA Hold.

Figure 14: Age of Active Cases Based on Incident Date (November 2019)

	Count	% of Total
Cases 0-4 Months	1580	64.5%
Cases 5-7 Months	496	20.3%
Cases 8-11 Months	235	9.6%
Cases 12-18 Months*	112	4.6%
Cases Over 18 Months**	25	1.0%
Total	2448	100%

*12-18 Months: 10 cases that were reopened; 0 cases that were on DA Hold.

**Over18 Months: 5 cases that were reopened; 4 cases that were on DA Hold.

An active case is here defined as an investigation; cases in mediation are excluded.

Figure 15: Number of Active Investigations (January 2018 - November 2019)

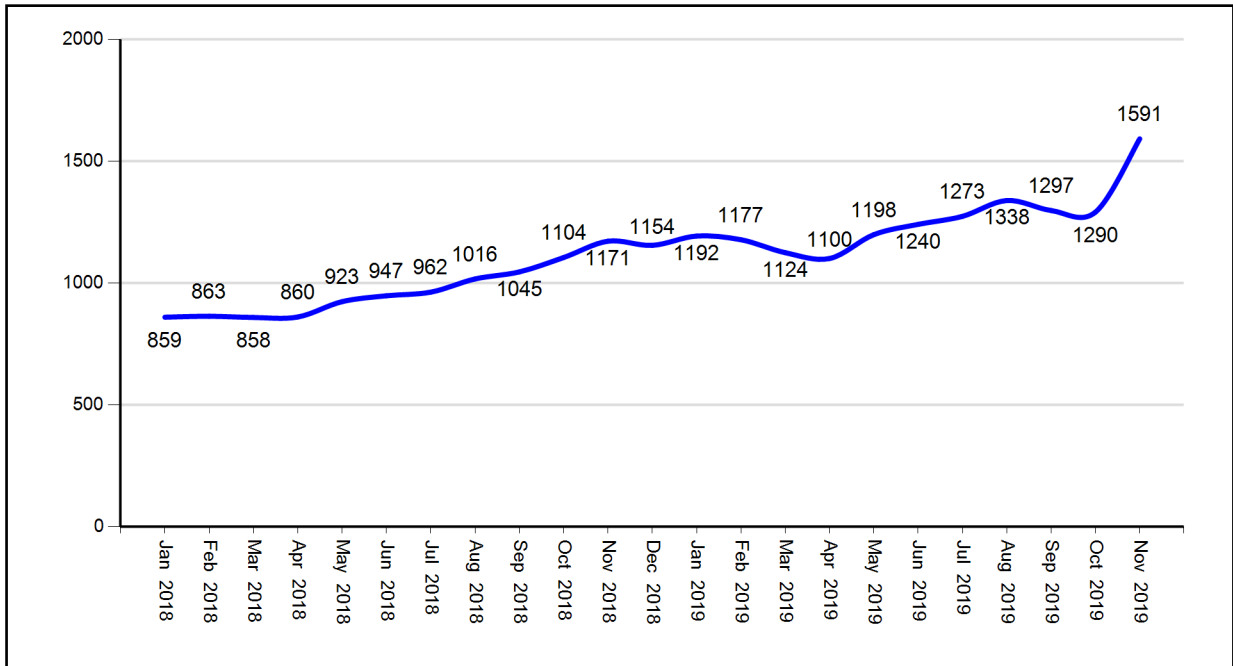


Figure 16: Open Docket Analysis

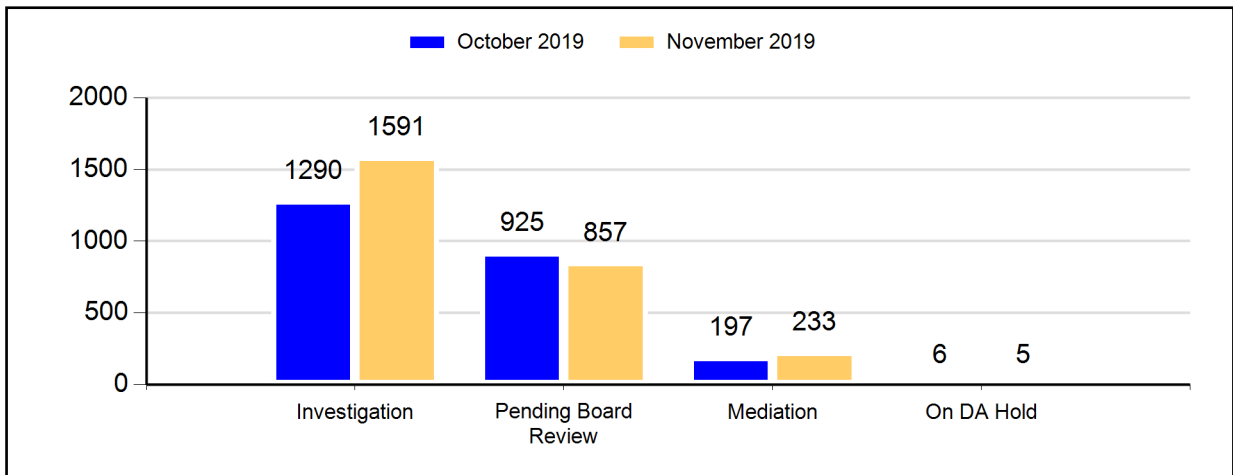


Figure 17: Open Docket Analysis with % Change

	October 2019		November 2019		Change	% Change
	Count	% of Total	Count	% of Total		
Investigations	1290	53%	1591	59%	301	23%
Pending Board Review	925	38%	857	32%	-68	-7%
Mediation	197	8%	233	9%	36	18%
On DA Hold	6	0%	5	0%	-1	-17%
Total	2418		2686		268	11%

Body Worn Camera Footage Requests

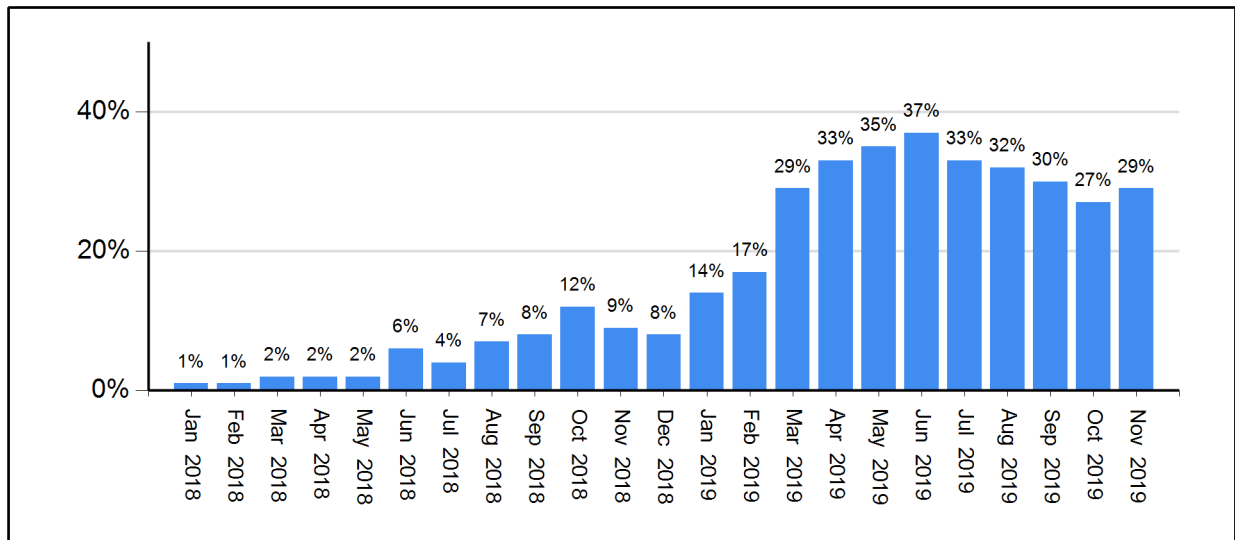
Since the widespread roll out of body worn cameras in 2018, the collection of footage from these cameras has become an integral part of CCRB investigations.

The timeliness of the response to BWC footage requests has a direct impact on the length of time it takes to complete an investigation. The longer it takes to fulfill BWC requests, the longer CCRB investigations remain on the open docket.

Figure 18: Pending Requests for BWC Footage

Days Pending	BWC Requests	% of Total
00 <= Days < 30	238	46.0%
30 <= Days < 60	143	27.7%
60 <= Days < 90	54	10.4%
90 <= Days	82	15.9%
Total	517	100%

Figure 19: Percentage of Open Investigations Docket with Pending BWC Requests (January 2018 - November 2019)

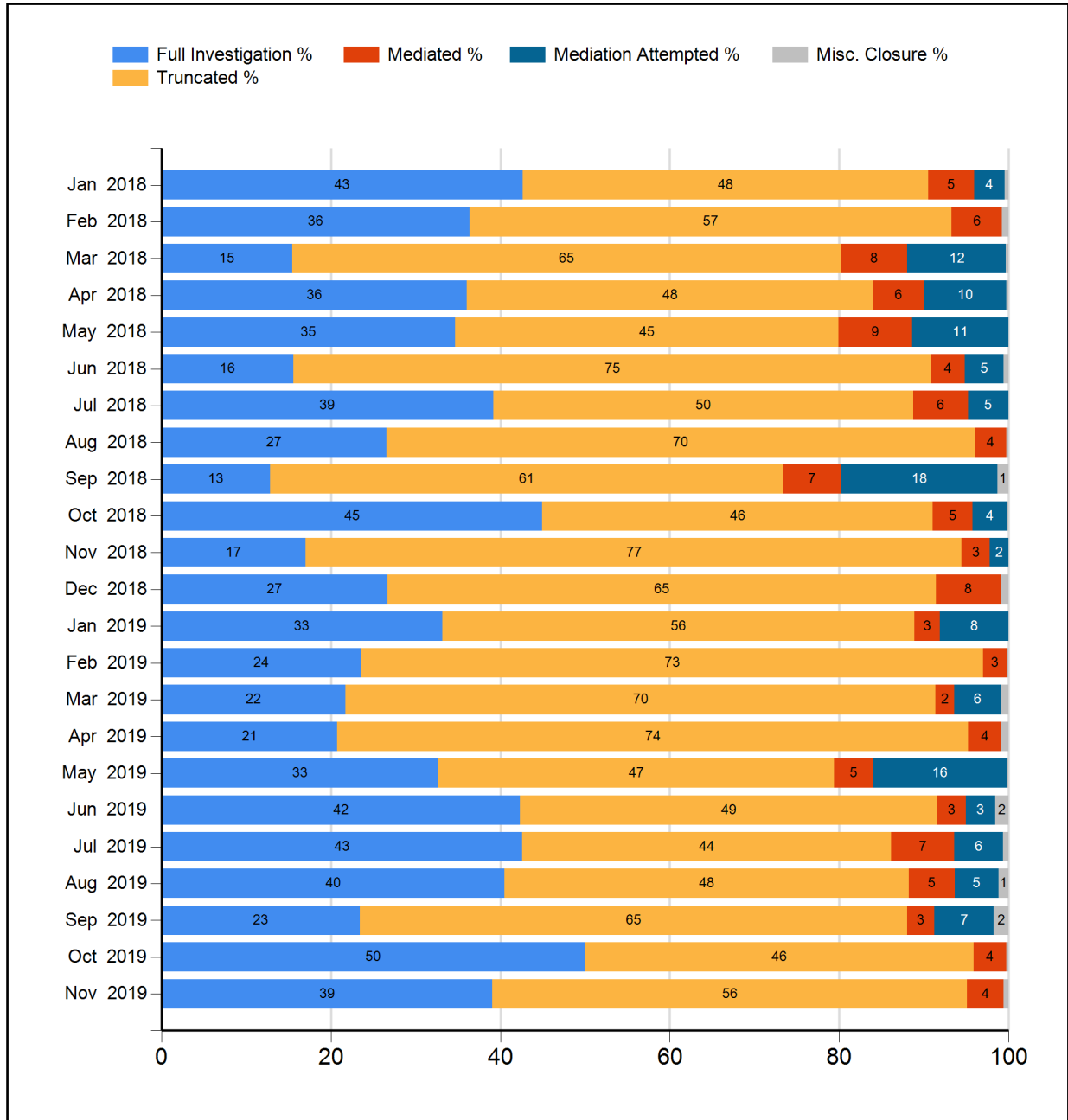


Closed Cases

Resolving Cases

In November 2019, the CCRB fully investigated 39% of the cases it closed, and resolved (fully investigated, mediated or mediation attempted) 43% of the cases it closed.

Figure 20: Case Resolutions (January 2018 - November 2019) (%)



Dispositions

Cases fully investigated by the CCRB generally receive one of five outcomes:

- If the alleged misconduct is found to have occurred, based on the preponderance of the evidence, the allegation is **substantiated**.
- If there is not enough evidence to determine whether or not the alleged misconduct occurred, the allegation is **unsubstantiated**.
- If the preponderance of the evidence suggests that the event or alleged act did not occur, the allegation is **unfounded**.
- If the event did occur, but was not improper by a preponderance of evidence, the allegation is **exonerated**.
- If the CCRB was unable to identify any of the officers accused of misconduct, the case is closed as **officer unidentified**.

Additionally, a case might be **mediated**, with the subject officer and complainant discussing the incident in the presence of a neutral third-party moderator, or closed as **mediation attempted**, the designation for a case in which both the officer and the civilian agree to mediate, but the civilian fails to appear twice for the scheduled mediation session or fails to respond to attempts to schedule a mediation session. Finally, a case that cannot be fully investigated due to complainant/alleged victim unavailability or lack of cooperation is **truncated**.

Case Abstracts

The following case abstracts are taken from complaints closed this month and serve as examples of what the different CCRB dispositions mean in practice:

1. Substantiated

Two officers responded to a radio run for shots fired. As the officers attempted to place several people under arrest, a struggle ensued, causing the commanding officer on scene to become injured. Shortly thereafter, backup arrived, and an officer detained the individual. As the individual was being arrested, the commanding officer said, in reference to the individual, “You’re one of them, you fucking bitch. Hold me back before I kill this bitch,” and “I want you all to fucking kill her.” BWC footage retrieved from two officers captured the commanding officers’ statements.

According to Patrol Guide Procedure 200-02, the NYPD is committed to “treating every citizen with compassion, courtesy, professionalism, and respect.” Officers may use profanities “in the context of a dynamic situation over which [he or she is] attempting to gain control,” but many not do so when it “[serves] no legitimate purpose but to belittle” a civilian (PD v. Pichardo, DAO DCT Case Number 2015-15012. Patrol Guide Procedure 221-01 also states, “The use of deadly physical force against a person can only be used to protect MOS and/or the public from imminent serious physical injury or death.”

At the time these statements were made, the individual was in the process of being placed under arrest. Numerous officers had responded to the scene, and rendered the situation largely under their control. The commanding officer was no longer physically struggling with the individual against the car, and made no mention of herself or any other officer struggling with anyone after the individual was apprehended. As the threat of “serious physical injury or death” had abated, the commanding officer had no grounds to use deadly force against the individual. For these reasons, the investigation determined that the commanding officer’s comments were gratuitous and served no legitimate purpose. The Board substantiated the discourtesy, offensive language, and threat of force allegations.

2. Unsubstantiated

An individual was arrested and brought to the stationhouse for processing. While there, he alleged that an officer called him a “fucking cockroach.” No video footage was retrieved, and all four officers on scene provided contradictory testimony, stating that the subject officer never called the individual a “fucking cockroach.” Without any independent witnesses or video footage, the investigation was unable to reach a conclusive finding. The Board unsubstantiated the discourtesy allegation.

3. Unfounded

An individual alleged that while being placed under arrest, officers kicked and punched him in his face. BWC footage was recovered from eight different officers, including the first officer to arrive on scene. None of the videos depicted any officer striking or kicking the individual on any part of his body. The videos instead showed that the force used against the individual was consistent with being handcuffed and secured, and did not rise to the level of misconduct. The individual’s arrest photograph and photographs from police reports also contradicted the individual’s claim that his face was bruised and swollen. As a result, the investigation found by a preponderance of the evidence that at no point during this incident did officers kick or strike the individual in the face, nor did they use excessive force against him. The Board unfounded the allegation.

4. Exonerated

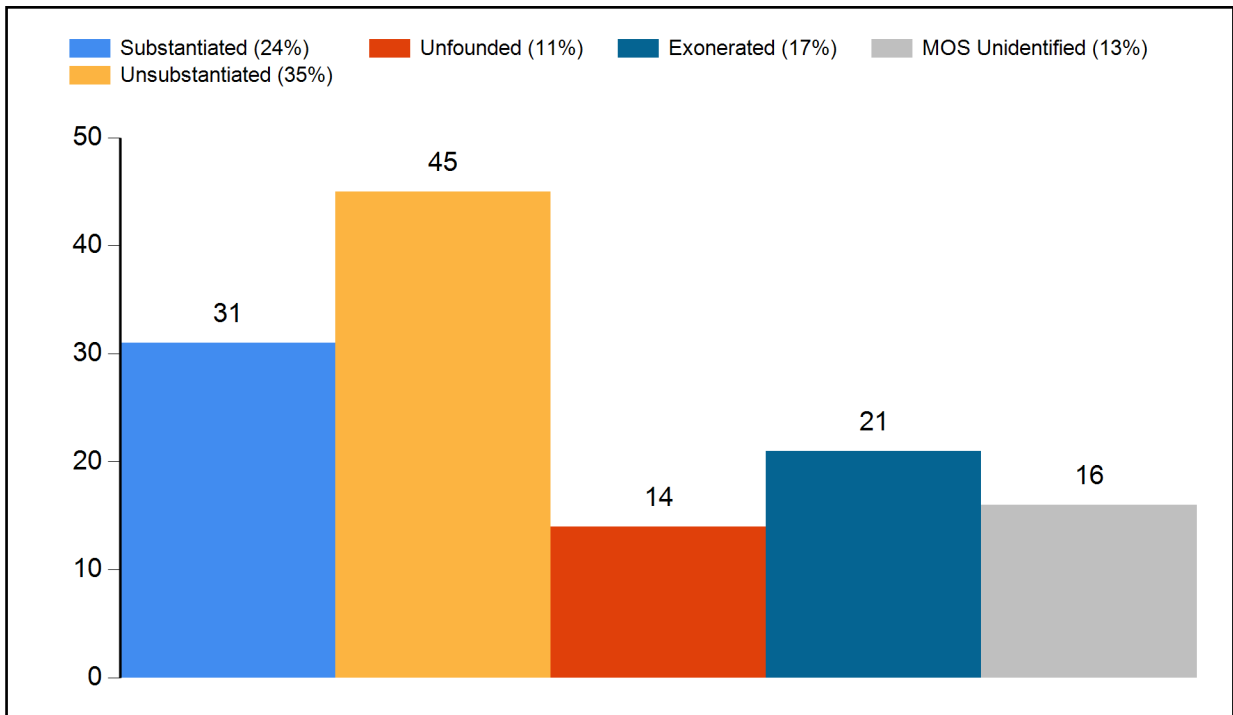
Officers went to a building to arrest an individual who was the target of a long-term narcotics investigation. When the officers approached the individual, he fled from them. The officers then chased the individual until they were able to stop him and bring him to the ground. The individual alleged that the officers tackled him. In their CCRB interviews, the officers stated that they did not tackle the individual, but instead grabbed and pulled him to the ground. The investigation determined that the officers acted appropriately in forcing the individual to the ground. Since the individual had engaged in a foot pursuit with the officers, the officers were justified in taking forcible action to stop and restrain him. While there were minor inconsistencies between the various accounts of this force, such as whether individual was tackled or pulled to the ground, none of the accounts alleged that officers used a level of physical force disproportionate to the situation. The Board exonerated the allegation.

5. Officer Unidentified

Two officers in an unmarked police vehicle stopped an individual for an alleged traffic violation. After searching the individual and his vehicle, the officers left the incident location. The individual was not arrested or issued a summons during the incident. Surveillance footage, which was obtained from a commercial building, depicted a vehicle being stopped by a police vehicle at the incident location, and additional police vehicles later arriving at that same location. Although the video confirmed the incident date and time, a tree impeded most of the view of the incident, and due to the distance of the camera, the video did not clearly show any individuals that were present. The investigation gathered all relevant documentation pertaining to any warrant audits conducted on the individual and any police vehicles in the vicinity of the incident location around the time of the incident. Police records received did not yield any evidence which aided in the identification of the subject officer. Without any witnesses or documentation of the incident, the investigation was unable to identify the subject officers in this case. The Board closed the allegation as officer unidentified.

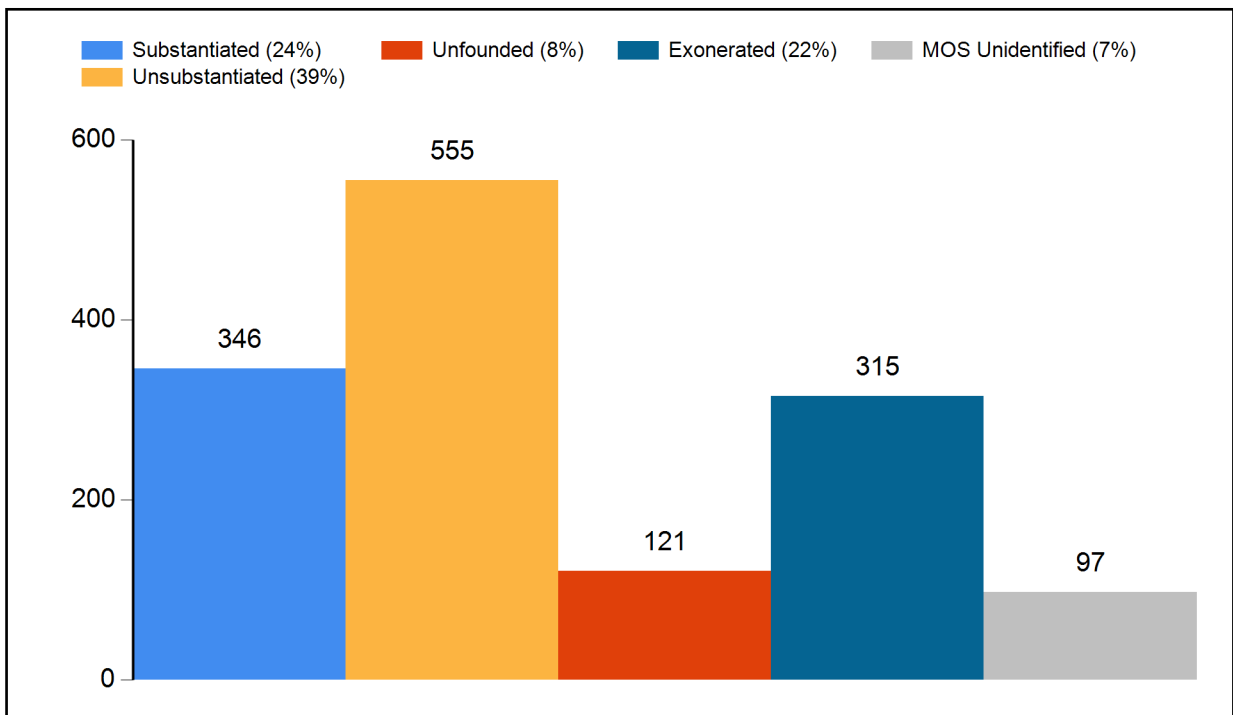
Dispositions - Full Investigations

Figure 21: Disposition Counts of Full Investigations (November 2019)



Due to the reconsideration process, counts are subject to change.

Figure 22: Disposition Counts of Full Investigations (YTD 2019)



Due to the reconsideration process, counts are subject to change.

Dispositions - All CCRB Cases

In addition to full investigations, CCRB cases can be closed through mediation and truncation. The following table lists all the CCRB case closures for the current month and year-to-date.

Figure 23: Disposition of Cases (2018 vs 2019)

	Nov 2018		Nov 2019		YTD 2018		YTD 2019	
	Count	% of Total	Count	% of Total	Count	% of Total	Count	% of Total
Full Investigations								
Substantiated	11	24%	31	24%	211	19%	346	24%
Exonerated	6	13%	21	17%	200	18%	315	22%
Unfounded	3	7%	14	11%	88	8%	121	8%
Unsubstantiated	24	52%	45	35%	536	48%	555	39%
MOS Unidentified	2	4%	16	13%	89	8%	97	7%
Total - Full Investigations	46		127		1124		1434	
Mediation Closures	Count	% of Total	Count	% of Total	Count	% of Total	Count	% of Total
Mediated	9	60%	14	100%	208	47%	169	45%
Mediation Attempted	6	40%	0	0%	231	53%	210	55%
Total - ADR Closures	15		14		439		379	
Resolved Case Total	61	23%	141	43%	1563	42%	1813	42%
Truncations / Other Closures	Count	% of Total	Count	% of Total	Count	% of Total	Count	% of Total
Complaint withdrawn	53	25%	33	18%	404	19%	512	20%
Complainant/Alleged Victim/Witness uncooperative	89	43%	80	43%	1094	51%	1174	46%
Complainant/Alleged Victim/Witness unavailable	32	15%	28	15%	306	14%	411	16%
Alleged Victim unidentified	5	2%	3	2%	42	2%	56	2%
Closed - Pending Litigation*	30	14%	38	21%	268	13%	366	14%
Miscellaneous	0	0%	2	1%	6	0%	10	0%
Administrative closure**	0	0%	0	0%	7	0%	22	1%
Total - Other Case Dispositions	209		184		2127		2551	
Total - Closed Cases	270		325		3691		4364	

* Closed - Pending Litigation is a truncation category added in August 2017. It indicates that the complaint was truncated due to the complainant/alleged victim's attorney.

**Administrative closure is a special category that deals with NYPD's Internal Affairs Bureau-referred cases or spin off cases with no complainant/alleged victim, and in which CCRB attempts to locate or identify a complainant/alleged victim has yielded no results.

Dispositions - FADO Allegations

“Allegations” are different than “cases.” A case or complaint is based on an incident and may contain one or more allegations of police misconduct. The allegation substantiation rate is 15% for the month of November 2019, and the allegation substantiation rate is 12% year-to-date. The type of allegation the CCRB is most likely to substantiate is Discourtesy – substantiating 19% of such allegations during November 2019, and 20% for the year.

Figure 24: Disposition of Allegations (2018 vs 2019)

	Nov 2018		Nov 2019		YTD 2018		YTD 2019	
	Count	%of Total	Count	%of Total	Count	%of Total	Count	%of Total
Fully Investigated Allegations								
Substantiated	22	11%	97	15%	521	10%	806	12%
Unsubstantiated	98	47%	200	32%	2019	39%	2211	33%
Unfounded	13	6%	68	11%	437	9%	587	9%
Exonerated	35	17%	184	29%	1574	31%	2298	35%
MOS Unidentified	41	20%	77	12%	581	11%	709	11%
Total - Full Investigations	209		626		5132		6611	
Mediation Closures	Count	%of Total	Count	%of Total	Count	%of Total	Count	%of Total
Mediated	18	62%	46	100%	447	42%	462	42%
Mediation Attempted	11	38%	0	0%	628	58%	627	58%
Total - ADR Closures	29		46		1075		1089	
Truncations / Other Closures	Count	%of Total	Count	%of Total	Count	%of Total	Count	%of Total
Complaint withdrawn	109	20%	83	16%	897	16%	1266	17%
Complainant/Alleged Victim/Witness uncooperative	250	45%	243	46%	3080	54%	3666	49%
Complainant/Alleged Victim/Witness unavailable	70	13%	73	14%	685	12%	1012	13%
Alleged Victim unidentified	9	2%	5	1%	102	2%	158	2%
Closed - Pending Litigation	106	19%	116	22%	861	15%	1280	17%
Miscellaneous	12	2%	11	2%	55	1%	80	1%
Administrative closure	0	0%	0	0%	22	0%	47	1%
Total - Other Case Dispositions	556		531		5702		7509	
Total - Closed Allegations	796		1203		11913		15210	

Figure 25: Disposition of Allegations By FADO Category (November 2019)

	Substantiated	Unsubstantiated	Exonerated	Unfounded	Officers Unidentified	Total
Force	3 3%	34 32%	54 50%	14 13%	2 2%	107 100%
Abuse of Authority	74 18%	131 31%	122 29%	33 8%	56 13%	416 100%
Discourtesy	15 19%	28 36%	8 10%	13 17%	13 17%	77 100%
Offensive Language	5 19%	7 27%	0 0%	8 31%	6 23%	26 100%
Total	97 15%	200 32%	184 29%	68 11%	77 12%	626 100%

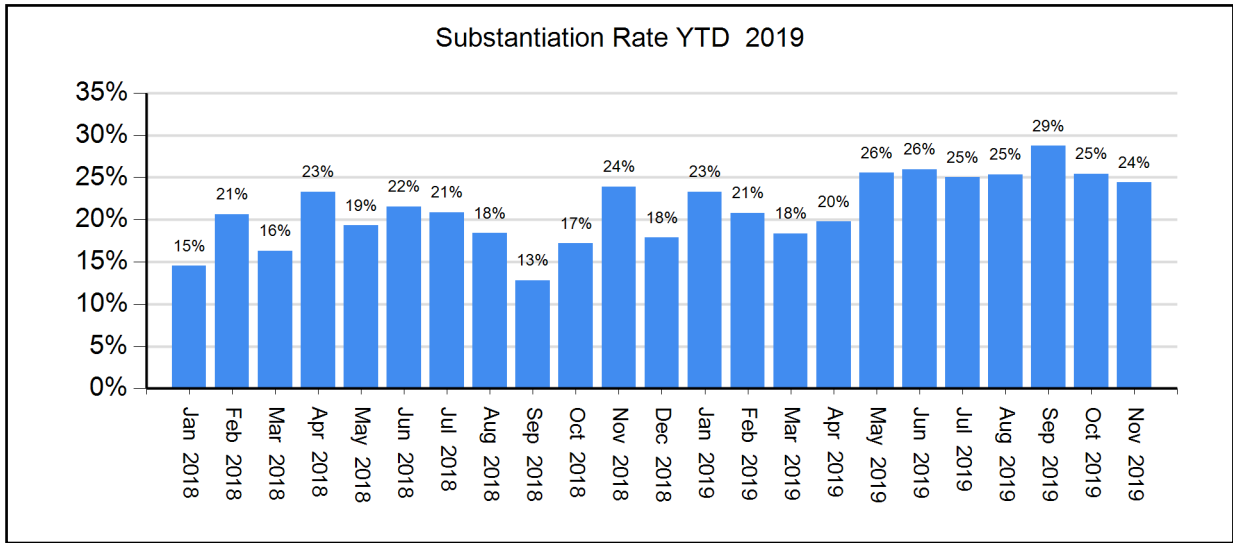
Figure 26: Disposition of Allegations By FADO Category (YTD 2019)

	Substantiated	Unsubstantiated	Exonerated	Unfounded	Officers Unidentified	Total
Force	88 7%	403 30%	529 39%	197 15%	125 9%	1342 100%
Abuse of Authority	529 12%	1357 32%	1695 40%	260 6%	428 10%	4269 100%
Discourtesy	167 20%	360 44%	73 9%	98 12%	122 15%	820 100%
Offensive Language	22 12%	91 51%	1 1%	32 18%	34 19%	180 100%
Total	806 12%	2211 33%	2298 35%	587 9%	709 11%	6611 100%

Substantiation Rates

The November 2019 case substantiation rate was 24%.

Figure 27: Percentage of Cases Substantiated (January 2018 - November 2019)

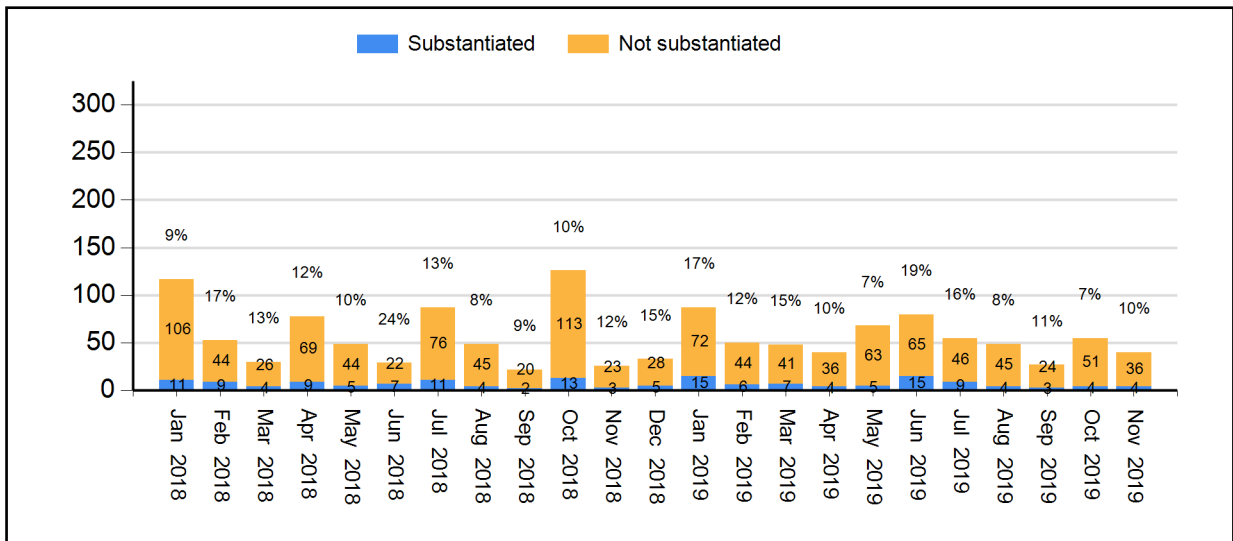


Due to the reconsideration process, counts are subject to change.

Substantiation Rates and Video

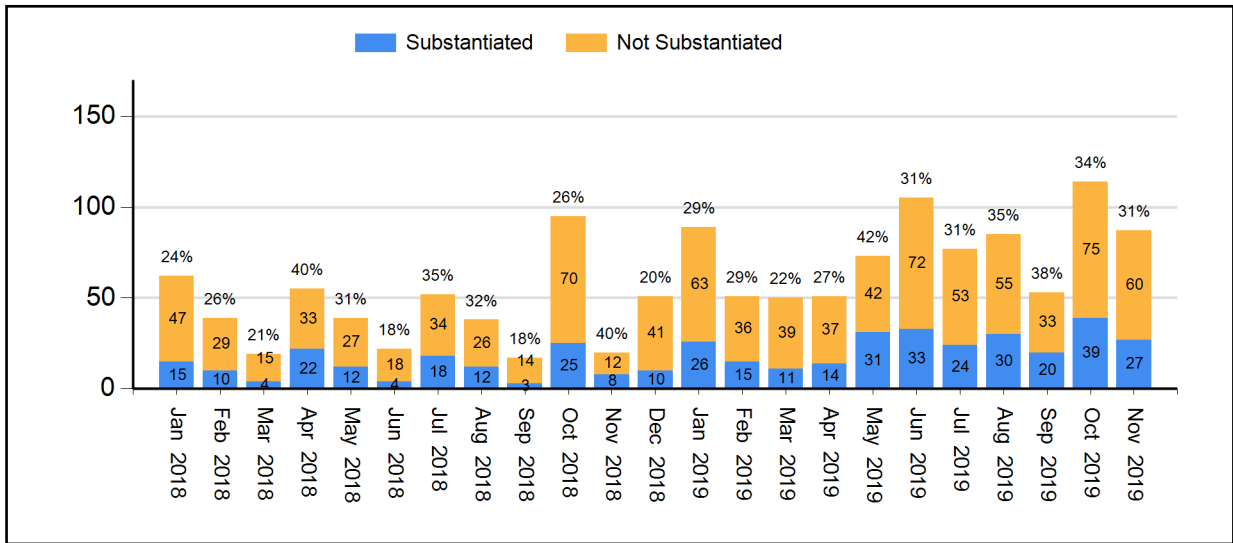
In general, investigations relying on video evidence from security cameras or personal devices result in much higher substantiation rates.

Figure 28: Substantiation Rates for Full Investigations without Video (Jan 2019 - Nov 2019) (% substantiated shown)



Due to the reconsideration process, counts are subject to change.

Figure 29: Substantiation Rates for Full Investigations with Video (Jan 2019 - Nov 2019)
 (% substantiated shown)



Due to the reconsideration process, counts are subject to change.

Board Discipline Recommendations for Substantiated Complaints

After a CCRB investigative team has completed its investigation and recommended the substantiation of a complaint against an officer, a panel of three Board members determines whether to substantiate the allegation and make a disciplinary recommendation.

- “Charges and Specifications” are the most severe form of discipline. A decision to assign Charges commences a process that may result in an administrative trial in the NYPD Trial Room. An officer may lose vacation days, be suspended, or be terminated from the Department if the officer is found guilty.
- “Instructions” or “Formalized Training” are the least severe discipline, often recommended for officers who misunderstand a policy. This determination results in training at the command level (Instructions) or training at the Police Academy or NYPD Legal Bureau (Formalized Training).
- “Command Discipline” is recommended for misconduct that is moderately serious, but does not rise to the level of that associated with Charges. An officer can lose up to ten vacation days as a result of a Command Discipline.
- When the Board has recommended Instructions, Formalized Training or Command Discipline, the case is sent to the NYPD Commissioner to impose training and/or other penalties. Cases where the Board recommends charges are prosecuted by the CCRB’s Administrative Prosecution Unit.

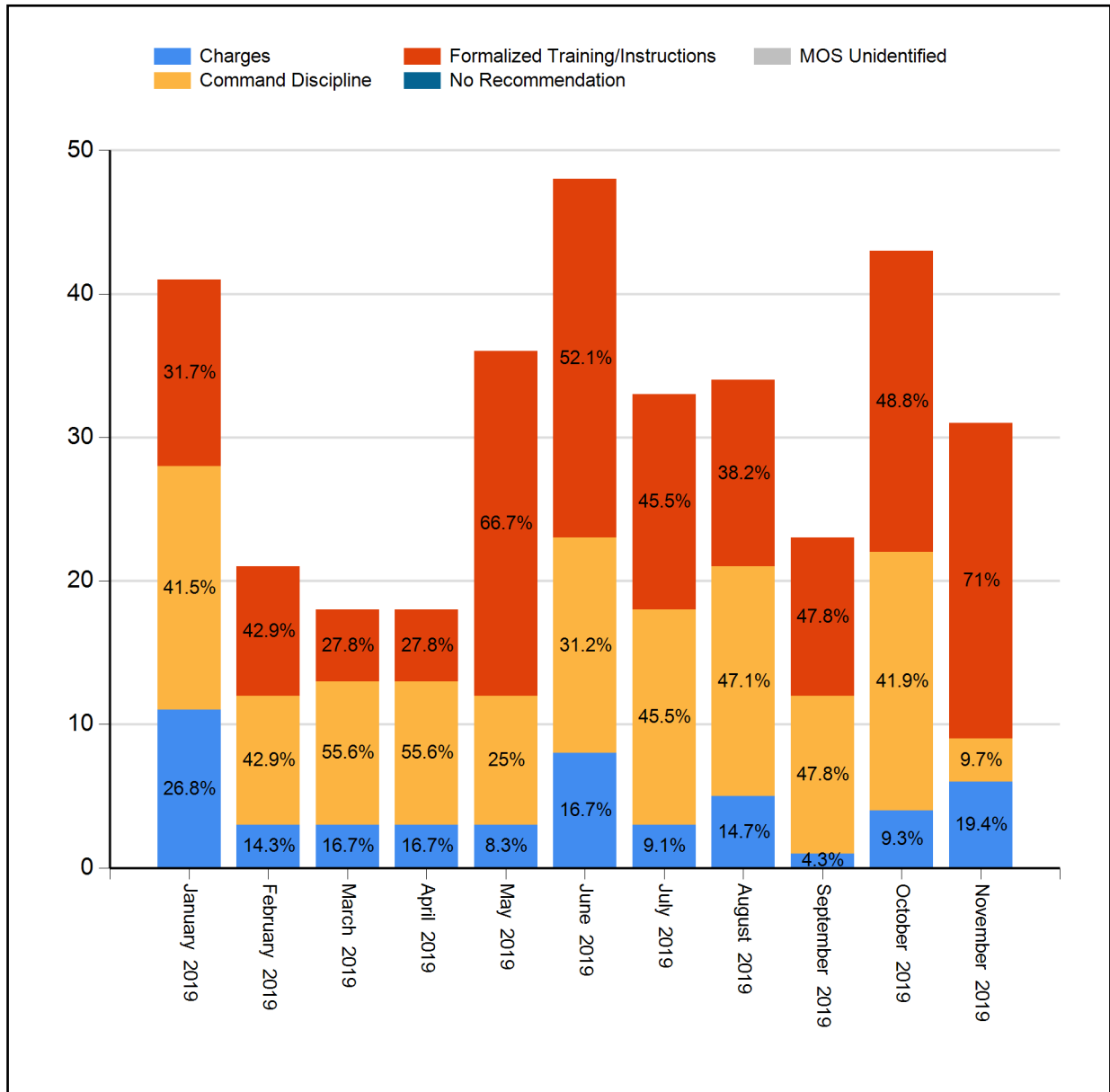
Figure 30: Board Discipline Recommendations For Substantiated Complaints*
(Nov 2018, Nov 2019, YTD 2018, YTD 2019)

Disposition	November 2018		November 2019		YTD 2018		YTD 2019	
	Count	%of Total	Count	%of Total	Count	%of Total	Count	%of Total
Charges	4	36%	6	19%	44	21%	50	14%
Command Discipline	5	45%	3	10%	89	42%	133	38%
Formalized Training	1	9%	13	42%	33	16%	80	23%
Instructions	1	9%	9	29%	45	21%	83	24%
MOS Unidentified	0	0%	0	0%	0	0%	0	0%
Total	11		31		211		346	

Due to the reconsideration process, counts are subject to change.

* A complaint containing a number of substantiated allegations against a number of different officers will typically generate a variety of different disciplinary recommendations. To determine the disciplinary recommendation associated with the complaint as a whole, the CCRB uses the most severe disciplinary recommendation made. The order of severity is: 1) Charges 2) Command Discipline 3) Formalized Training 4) Instructions.

Figure 31: Board Discipline Recommendations For Substantiated Complaints* (2019)



Due to the reconsideration process, counts are subject to change.

* A complaint containing a number of substantiated allegations against a number of different officers will typically generate a variety of different disciplinary recommendations. To determine the disciplinary recommendation associated with the complaint as a whole, the CCRB uses the most severe disciplinary recommendation made. The order of severity is: 1) Charges 2) Command Discipline 3) Formalized Training 4) Instructions.

Board Discipline Recommendations for Officers with Substantiated Allegations

A substantiated CCRB complaint may generate multiple substantiated allegations against multiple officers. Each substantiated allegation will carry its own discipline recommendation from the CCRB Board.

The following table presents the number of officers against whom discipline recommendations have been made as a result of a substantiated CCRB complaint. Where there are multiple substantiated allegations with multiple disciplinary recommendations for an officer in a complaint, the most severe disciplinary recommendation is used to determine the overall recommendation for that officer.

Figure 32: Board Discipline Recommendations for Officers with Substantiated Allegations*
(Nov 2018, Nov 2019, YTD 2018, YTD 2019)

Disposition	November 2018		November 2019		YTD 2018		YTD 2019	
	Count	%of Total	Count	%of Total	Count	%of Total	Count	%of Total
Charges	5	38.5%	8	15.4%	67	21.9%	71	14.4%
Command Discipline	6	46.2%	4	7.7%	124	40.5%	183	37.2%
Formalized Training	1	7.7%	24	46.2%	52	17%	116	23.6%
Instructions	1	7.7%	16	30.8%	63	20.6%	122	24.8%
MOS Unidentified	0	0%	0	0%	0	0%	0	0%
Total	13		52		306		492	

Due to the reconsideration process, counts are subject to change.

* The counts in this table reflect the number of distinct MOS with a substantiated allegation in each complaint.

Figure 33: Substantiated Allegations By Borough and NYPD Precinct (November 2019)

The figures in this table reflect all substantiated allegations for each MOS.

Board Disposition	FADO Category	Allegation	Precinct of Occurrence	Borough of Occurrence
Substantiated (Command Lvl Instructions)	Abuse of Authority	Refusal to provide name	1	Manhattan
Substantiated (Command Lvl Instructions)	Abuse of Authority	Refusal to provide shield number	1	Manhattan
Substantiated (Formalized Training)	Abuse of Authority	Entry of Premises	7	Manhattan
Substantiated (Formalized Training)	Abuse of Authority	Failure to provide RTKA card	7	Manhattan
Substantiated (Charges)	Abuse of Authority	Threat of force (verbal or physical)	25	Manhattan
Substantiated (Formalized Training)	Abuse of Authority	Refusal to provide name	25	Manhattan
Substantiated (Formalized Training)	Abuse of Authority	Refusal to provide shield number	25	Manhattan
Substantiated (Charges)	Discourtesy	Word	25	Manhattan
Substantiated (Charges)	Offensive Language	Gender	25	Manhattan
Substantiated (Formalized Training)	Abuse of Authority	Entry of Premises	32	Manhattan
Substantiated (Formalized Training)	Abuse of Authority	Search of Premises	32	Manhattan
Substantiated (Command Lvl Instructions)	Abuse of Authority	Refusal to process civilian complaint	34	Manhattan
Substantiated (Charges)	Abuse of Authority	Sex Miscon (Sexual Harassment, Verbal)	40	Bronx
Substantiated (Charges)	Discourtesy	Word	40	Bronx
Substantiated (Charges)	Discourtesy	Word	40	Bronx
Substantiated (Charges)	Discourtesy	Word	40	Bronx
Substantiated (Charges)	Discourtesy	Gesture	40	Bronx
Substantiated (Charges)	Discourtesy	Action	40	Bronx
Substantiated (Charges)	Discourtesy	Action	40	Bronx
Substantiated (Charges)	Force	Physical force	40	Bronx
Substantiated (Charges)	Offensive Language	Race	40	Bronx
Substantiated (Charges)	Offensive Language	Ethnicity	40	Bronx
Substantiated (Charges)	Offensive Language	Other	40	Bronx
Substantiated (Charges)	Offensive Language	Gender	40	Bronx
Substantiated (Charges)	OMN	Failure to prepare a memo book entry	40	Bronx
Substantiated (Charges)	OMN	Improper use of body-worn camera	40	Bronx
Substantiated (Formalized Training)	Abuse of Authority	Entry of Premises	42	Bronx
Substantiated (Formalized Training)	Abuse of Authority	Entry of Premises	42	Bronx
Substantiated (Formalized Training)	Abuse of Authority	Threat to damage/seize property	42	Bronx
Substantiated (Formalized Training)	Abuse of Authority	Threat to damage/seize property	42	Bronx
Substantiated (Formalized Training)	Abuse of Authority	Other	42	Bronx
Substantiated (Formalized Training)	Abuse of Authority	Other	42	Bronx
Substantiated (Formalized Training)	Abuse of Authority	Other	42	Bronx
Substantiated (Formalized Training)	Abuse of Authority	Other	42	Bronx
Substantiated (Formalized Training)	Abuse of Authority	Other	42	Bronx
Substantiated (Formalized Training)	Abuse of Authority	Other	42	Bronx
Substantiated (Formalized Training)	Abuse of Authority	Other	42	Bronx
Substantiated (Command Discipline B)	Abuse of Authority	Frisk	42	Bronx
Substantiated (Command Discipline B)	Abuse of Authority	Stop	42	Bronx
Substantiated (Command Discipline B)	Abuse of Authority	Stop	42	Bronx
Substantiated (Command Lvl Instructions)	Discourtesy	Word	42	Bronx

Board Disposition	FADO Category	Allegation	Precinct of Occurrence	Borough of Occurrence
Substantiated (Command Lvl Instructions)	Abuse of Authority	Refusal to process civilian complaint	47	Bronx
Substantiated (Formalized Training)	Abuse of Authority	Vehicle search	48	Bronx
Substantiated (Charges)	Abuse of Authority	Threat of arrest	48	Bronx
Substantiated (Charges)	Abuse of Authority	Threat of arrest	48	Bronx
Substantiated (Formalized Training)	Abuse of Authority	Threat re: removal to hospital	48	Bronx
Substantiated (Charges)	Abuse of Authority	Sex Miscon (Sexual Harassment, Verbal)	48	Bronx
Substantiated (Charges)	Abuse of Authority	Sex Miscon (Sexual Harassment, Verbal)	48	Bronx
Substantiated (Charges)	Abuse of Authority	Sex Miscon (Sexual Harassment, Gesture)	48	Bronx
Substantiated (Charges)	Abuse of Authority	Refusal to provide name	48	Bronx
Substantiated (Charges)	Discourtesy	Action	48	Bronx
Substantiated (Charges)	Discourtesy	Action	48	Bronx
Substantiated (Charges)	Discourtesy	Action	48	Bronx
Substantiated (Command Lvl Instructions)	Abuse of Authority	Entry of Premises	50	Bronx
Substantiated (Formalized Training)	Abuse of Authority	Entry of Premises	52	Bronx
Substantiated (Formalized Training)	Abuse of Authority	Entry of Premises	52	Bronx
Substantiated (Formalized Training)	Abuse of Authority	Entry of Premises	52	Bronx
Substantiated (Formalized Training)	Abuse of Authority	Forcible Removal to Hospital	52	Bronx
Substantiated (Formalized Training)	Abuse of Authority	Forcible Removal to Hospital	52	Bronx
Substantiated (Formalized Training)	Abuse of Authority	Forcible Removal to Hospital	52	Bronx
Substantiated (Formalized Training)	Abuse of Authority	Search of Premises	52	Bronx
Substantiated (Formalized Training)	Abuse of Authority	Search of Premises	52	Bronx
Substantiated (Formalized Training)	Discourtesy	Word	52	Bronx
Substantiated (Formalized Training)	Force	Physical force	52	Bronx
Substantiated (Formalized Training)	OMN	Other Misconduct	52	Bronx
Substantiated (Formalized Training)	OMN	Other Misconduct	52	Bronx
Substantiated (Formalized Training)	OMN	Other Misconduct	52	Bronx
Substantiated (Command Discipline A)	Force	Nonlethal restraining device	61	Brooklyn
Substantiated (Formalized Training)	Abuse of Authority	Entry of Premises	63	Brooklyn
Substantiated (Formalized Training)	Abuse of Authority	Entry of Premises	63	Brooklyn
Substantiated (Formalized Training)	Abuse of Authority	Search (of person)	63	Brooklyn
Substantiated (Formalized Training)	Abuse of Authority	Failure to provide RTKA card	63	Brooklyn
Substantiated (Formalized Training)	Abuse of Authority	Failure to provide RTKA card	63	Brooklyn
Substantiated (Formalized Training)	Discourtesy	Word	63	Brooklyn
Substantiated (Command Lvl Instructions)	Discourtesy	Word	67	Brooklyn
Substantiated (Command Lvl Instructions)	Abuse of Authority	Failure to provide RTKA card	71	Brooklyn
Substantiated (Command Lvl Instructions)	Abuse of Authority	Failure to provide RTKA card	71	Brooklyn
Substantiated (Formalized Training)	Abuse of Authority	Photography/Videography	77	Brooklyn
Substantiated (Formalized Training)	Abuse of Authority	Seizure of property	79	Brooklyn
Substantiated (Formalized Training)	Abuse of Authority	Entry of Premises	81	Brooklyn
Substantiated (Formalized Training)	Abuse of Authority	Entry of Premises	81	Brooklyn
Substantiated (Formalized Training)	Abuse of Authority	Refusal to process civilian complaint	81	Brooklyn
Substantiated (Formalized Training)	Abuse of Authority	Failure to provide RTKA card	81	Brooklyn

Board Disposition	FADO Category	Allegation	Precinct of Occurrence	Borough of Occurrence
Substantiated (Formalized Training)	Abuse of Authority	Failure to provide RTKA card	81	Brooklyn
Substantiated (Formalized Training)	Abuse of Authority	Failure to provide RTKA card	81	Brooklyn
Substantiated (Formalized Training)	Abuse of Authority	Failure to provide RTKA card	81	Brooklyn
Substantiated (Formalized Training)	Abuse of Authority	Entry of Premises	110	Queens
Substantiated (Formalized Training)	Abuse of Authority	Entry of Premises	110	Queens
Substantiated (Formalized Training)	Abuse of Authority	Entry of Premises	110	Queens
Substantiated (Formalized Training)	Abuse of Authority	Search of Premises	110	Queens
Substantiated (Command Lvl Instructions)	Discourtesy	Word	111	Queens
Substantiated (Command Lvl Instructions)	Abuse of Authority	Refusal to process civilian complaint	112	Queens
Substantiated (Command Discipline B)	Abuse of Authority	Forcible Removal to Hospital	112	Queens
Substantiated (Command Discipline B)	Abuse of Authority	Refusal to provide name	112	Queens
Substantiated (Command Discipline B)	Abuse of Authority	Refusal to provide shield number	112	Queens
Substantiated (Command Discipline B)	Abuse of Authority	Refusal to provide shield number	112	Queens
Substantiated (Formalized Training)	Abuse of Authority	Entry of Premises	120	Staten Island
Substantiated (Formalized Training)	Abuse of Authority	Entry of Premises	120	Staten Island
Substantiated (Formalized Training)	Abuse of Authority	Retaliatory arrest	120	Staten Island
Substantiated (Formalized Training)	Abuse of Authority	Retaliatory arrest	120	Staten Island
Substantiated (Formalized Training)	Abuse of Authority	Search of recording device	120	Staten Island
Substantiated (Formalized Training)	Abuse of Authority	Search of Premises	120	Staten Island
Substantiated (Formalized Training)	Abuse of Authority	Search of Premises	120	Staten Island

Truncations

A “truncation” is a case that is not fully investigated, either because the complainant/alleged victim withdraws the complaint; is uncooperative with the investigation; is not available for the investigative team to interview; or is never identified. The CCRB constantly seeks to lower the number of truncations.

Figure 34: Truncated Allegations (November 2019)

	Withdrawn	Uncooperative	Unavailable	Civilian Unidentified	Pending Litigation*	Total
Force	20	59	41	2	68	190
Abuse of Authority	52	154	28	3	44	281
Discourtesy	9	26	4	0	4	43
Offensive Language	2	4	0	0	0	6
Total	83	243	73	5	116	520

Figure 35: Truncated CCRB Complaints (November 2019)

	Withdrawn	Uncooperative	Unavailable	Civilian Unidentified	Pending Litigation*	Total
Total	33	80	28	3	38	182

Figure 36: Truncated Allegations (YTD 2019)

	Withdrawn	Uncooperative	Unavailable	Civilian Unidentified	Pending Litigation*	Total
Force	206	758	409	35	690	2098
Abuse of Authority	886	2528	508	108	510	4540
Discourtesy	145	312	73	12	66	608
Offensive Language	29	68	22	3	14	136
Total	1266	3666	1012	158	1280	7382

Figure 37: Truncated CCRB Complaints (YTD 2019)

	Withdrawn	Uncooperative	Unavailable	Civilian Unidentified	Pending Litigation*	Total
Total	512	1174	411	56	366	2519

*Pending Litigation is a truncation category added in August 2017. It indicates that the complaint was truncated due to the complainant/alleged victim's attorney.

Complaints Against Officers Assigned to Police Service Areas

The Police Service Areas (PSA) are commands that police New York City Housing Developments throughout the five boroughs. PSA complaints are defined as complaints that contain at least one FADO allegation against an officer assigned to a PSA command.

Figure 38: PSA Complaints Closed as % of Total Complaints Closed

	Nov 2018	Nov 2019	YTD 2018	YTD 2019
PSA Complaints	9	18	175	151
Total Complaints	270	325	3691	4364
PSA Complaints as % of Total	3.3%	5.5%	4.7%	3.5%

A single PSA complaint may contain allegations against multiple officers assigned to multiple PSA commands. The following table breaks out the different PSAs and shows the number of officers assigned to each PSA against whom FADO allegations have been made.

Figure 39: Closed Complaints Against Officers Assigned to a PSA

	Nov 2018	Nov 2019	YTD 2018	YTD 2019
PSA 1	0	0	17	29
PSA 2	7	10	75	43
PSA 3	2	1	28	10
PSA 4	1	0	43	51
PSA 5	5	0	34	30
PSA 6	2	3	24	22
PSA 7	0	7	57	33
PSA 8	4	6	28	26
PSA 9	0	4	25	27
Total	21	31	331	271

Complaints typically contain more than one allegation. The following table shows the allegations made against officers assigned to PSA commands broken out by FADO type.

Figure 40: Closed Allegations Against Officers Assigned to a PSA by FADO Type

	Nov 2018		Nov 2019		YTD 2018		YTD 2019	
	Count	% of Total	Count	% of Total	Count	% of Total	Count	% of Total
Force (F)	18	69%	19	58%	138	31%	124	36%
Abuse of Authority (A)	6	23%	12	36%	227	51%	175	51%
Discourtesy (D)	1	4%	2	6%	58	13%	31	9%
Offensive Language (O)	1	4%	0	0%	23	5%	10	3%
Total	26	100%	33	100%	446	100%	340	99%

Dispositions of Officers Assigned to PSAs

The following tables show the Board disposition of officers assigned to a PSA with a FADO allegation made against them.

Figure 41: Disposition of PSA Officers (2018 vs 2019)

	Nov 2018		Nov 2019		YTD 2018		YTD 2019	
	Count	%of Total	Count	%of Total	Count	%of Total	Count	%of Total
Full Investigations								
Substantiated	2	29%	1	10%	28	16%	18	16%
Exonerated	1	14%	5	50%	40	23%	40	35%
Unfounded	0	0%	0	0%	6	4%	6	5%
Unsubstantiated	4	57%	4	40%	97	57%	50	44%
MOS Unidentified	0	0%	0	0%	0	0%	0	0%
Total - Full Investigations	7		10		171		114	
Mediation Closures								
Mediated	0	0%	0	0%	8	24%	10	30%
Mediation Attempted	0	0%	0	0%	25	76%	23	70%
Total - ADR Closures	0		0		33		33	
Resolved Case Total	7	33%	10	32%	204	62%	147	54%
Truncations / Other Closures								
Complaint withdrawn	0	0%	6	29%	18	14%	18	15%
Complainant/Alleged Victim/Witness uncooperative	7	50%	6	29%	65	51%	54	44%
Complainant/Alleged Victim/Witness unavailable	7	50%	5	24%	20	16%	22	18%
Alleged Victim unidentified	0	0%	0	0%	0	0%	1	1%
Closed - Pending Litigation*	0	0%	4	19%	23	18%	29	23%
Miscellaneous	0	0%	0	0%	1	1%	0	0%
Administrative closure*	0	0%	0	0%	0	0%	0	0%
Total - Other Case Dispositions	14		21		127		124	
Total - Closed Cases	21		31		331		271	

* Closed - Pending Litigation is a truncation category added in August 2017. It indicates that the complaint was truncated due to the complainant/alleged victim's attorney.

**Administrative closure is a special category that deals with NYPD's Internal Affairs Bureau-referred cases or spin off cases with no complainant/alleged victim, and in which CCRB attempts to locate or identify a complainant/alleged victim has yielded no results.

Mediation Unit

Whenever mediation between a complainant/alleged victim and subject officer is suitable, it is offered by CCRB investigators. If the complainant/alleged victim and subject officer both agree to participate, a neutral, third-party mediator facilitates a conversation between the parties. “Mediation Attempted” refers to a situation in which an officer agrees to mediate and the complainant becomes unavailable (after the complainant initially agreed to mediation). The chart below indicates the number of mediations and attempted mediations in November and this year.

Figure 42: Mediated Complaints Closed

	November 2019			YTD 2019		
	Mediated	Mediation Attempted	Total	Mediated	Mediation Attempted	Total
Mediated Complaints	14	0	14	169	210	379

Figure 43: Mediated FADO Allegations Closed

	November 2019			YTD 2019		
	Mediated	Mediation Attempted	Total	Mediated	Mediation Attempted	Total
Force	2	0	2	19	56	75
Abuse of Authority	35	0	35	385	487	872
Discourtesy	8	0	8	47	68	115
Offensive Language	1	0	1	11	16	27
Total	46	0	46	462	627	1089

Figure 44: Mediated Complaints By Borough (November 2019)

	Mediations
	0
Bronx	1
Brooklyn	3
Manhattan	3
Queens	7
Staten Island	0

Figure 45: Mediated Allegations By Borough (November 2019)

	Mediations
Bronx	2
Brooklyn	5
Manhattan	7
Queens	32
Staten Island	0

**Figure 46: Mediated Complaints By Precinct
(Nov 2019 - YTD 2019)**

Precinct	Nov 2019	YTD 2019	Precinct	Nov 2019	YTD 2019
1	0	4	62	0	1
5	1	3	67	1	6
6	0	3	68	0	2
7	2	4	70	1	3
9	0	8	71	0	3
10	0	2	72	0	3
13	0	1	73	0	1
14	0	5	75	0	8
17	0	1	77	0	2
18	0	6	78	0	1
19	0	1	83	0	3
20	0	3	84	0	1
22	0	1	90	0	2
23	0	1	100	0	3
25	0	3	102	0	3
26	0	1	103	4	5
28	0	2	104	0	4
30	0	2	105	0	2
32	0	2	106	1	1
33	0	1	107	0	2
40	0	3	108	0	1
42	0	2	109	2	4
43	1	1	110	0	1
44	0	9	111	0	1
46	0	2	112	0	1
47	0	7	113	0	3
48	0	1	114	0	3
50	0	1	115	0	1
52	0	4	120	0	2
60	0	5	121	0	3
61	1	2	122	0	2

**Figure 47: Mediated Allegations By Precinct
(Nov 2019 - YTD 2019)**

Precinct	Nov 2019	YTD 2019	Precinct	Nov 2019	YTD 2019
1	0	7	62	0	2
5	4	11	67	1	14
6	0	5	68	0	6
7	3	10	70	2	5
9	0	24	71	0	7
10	0	5	72	0	5
13	0	1	73	0	2
14	0	11	75	0	43
17	0	4	77	0	2
18	0	15	78	0	1
19	0	3	83	0	11
20	0	5	84	0	1
22	0	1	90	0	12
23	0	6	100	0	3
25	0	8	102	0	15
26	0	1	103	24	30
28	0	5	104	0	6
30	0	6	105	0	4
32	0	8	106	4	4
33	0	1	107	0	12
40	0	19	108	0	1
42	0	16	109	4	6
43	2	2	110	0	2
44	0	15	111	0	1
46	0	3	112	0	1
47	0	11	113	0	7
48	0	3	114	0	10
50	0	1	115	0	3
52	0	9	120	0	5
60	0	8	121	0	6
61	2	4	122	0	7

Administrative Prosecution Unit

The CCRB’s Administrative Prosecution Unit (APU) prosecutes police misconduct cases when the Board has recommended charges, in the NYPD Trial Room. The APU is also able to offer pleas to officers who admit guilt rather than going to trial. Following a plea agreement or the conclusion of a disciplinary trial, cases are sent to the Police Commissioner for final penalties.

Figure 48: Administrative Prosecution Unit Case Closures

Disposition Category	Prosecution Disposition	Nov 2019	YTD 2019
Disciplinary Action	Not guilty after trial but Discipline Imposed	0	0
	Guilty after trial	7	15
	Trial verdict dismissed by PC, Comm. Disc. A imposed	0	0
	Trial verdict dismissed by PC, Comm. Disc. B imposed	0	0
	Trial verdict dismissed by PC, Formalized Training imposed	0	0
	Trial verdict dismissed by PC, Instructions imposed	0	0
	Trial verdict reversed by PC, Final verdict Guilty	0	0
	Resolved by plea	0	9
	Plea set aside, Comm. Disc. B	0	0
	Plea set aside, Comm. Disc. A	0	0
	Plea set aside, Formalized Training	0	0
	Plea set aside, Instructions	0	0
	*Retained, with discipline	0	3
	Disciplinary Action Total		7
No Disciplinary Action	Not guilty after trial	7	13
	Trial verdict reversed by PC, Final verdict Not Guilty	0	0
	Plea set aside, Without discipline	0	0
	**Retained, without discipline	0	0
	Dismissed by APU	0	0
	SOL Expired in APU	0	0
	No Disciplinary Action Total		7
Not Adjudicated	Charges not filed	0	1
	Deceased	0	0
	Other	0	2
	***Previously adjudicated, with discipline	0	0
	***Previously adjudicated, without discipline	0	0
	†Reconsidered by CCRB Board	0	5
	Retired	0	0
	SOL Expired prior to APU	0	0
	Not Adjudicated Total		0
Total Closures		14	48

*Retained cases are those in which the Department kept jurisdiction pursuant to Section 2 of the April 2, 2012 Memorandum of Understanding between the NYPD and the CCRB.

** When the Department keeps jurisdiction pursuant to Section 2 and does not impose any discipline on the officer, it is the equivalent of a category referred to as "Department Unable to Prosecute" (DUP). Cases are referred to as DUP when the department decides that it will not discipline an officer against whom the Board recommended discipline other than charges.

*** In some cases, the Department conducts its own investigation and prosecution prior to the completion of the CCRB's investigation. In those cases, the APU does not conduct a second prosecution.

† Under the Board's reconsideration process, an officer who has charges recommended as the penalty for a substantiated allegation may have the recommended penalty changed to something other than charges or have the disposition changed to something other than substantiated. In those cases, the APU ceases its prosecution.

NYPD Discipline

Under the New York City Charter, the Police Commissioner makes the final decision regarding discipline and the outcome of disciplinary trials.

The first chart reflects NYPD-imposed discipline for cases brought by the APU (Charges).

The chart on the following page reflects cases referred to the Police Commissioner where the Board recommended Command Discipline, Formalized Training or Instructions.

Figure 49: NYPD Discipline Imposed for Adjudicated APU Cases

Discipline*	November 2019	YTD 2019
Terminated	0	1
Suspension for or loss of vacation time of 31 or more days and/or Dismissal Probation	0	1
Suspension for or loss of vacation time of 21 to 30 days	1	2
Suspension for or loss of vacation time of 11 to 20 days	2	5
Suspension for or loss of vacation time of 1 to 10 days	4	15
Command Discipline B	0	0
Command Discipline A	0	2
Formalized Training**	0	0
Instructions***	0	1
Warned & Admonished/Reprimanded	0	0
Disciplinary Action† Total	7	27
No Disciplinary Action†	7	14
Adjudicated Total	14	41
Discipline Rate	50%	66%
Not Adjudicated† Total	0	8
Total Closures	14	49

*Where more than one penalty is imposed on a respondent, it is reported under the more severe penalty.

** Formalized training is conducted by the Police Academy, the NYPD Legal Bureau, or other NYPD Unit.

*** Instructions are conducted at the command level.

† The case closure types that define the "Disciplinary Action", "No Disciplinary Action" and "Not Adjudicated" categories are listed in Figure 43 on the previous page.

Figure 50: NYPD Discipline Imposed for Non-APU Cases

Disposition	Disposition Type*	November 2019	YTD 2019
Disciplinary Action	Terminated	0	0
	Suspension for or loss of vacation time of 31 or more days and/or Dismissal Probation	0	0
	Suspension for or loss of vacation time of 21 to 30 days	0	0
	Suspension for or loss of vacation time of 11 to 20 days	0	1
	Suspension for or loss of vacation time of 1 to 10 days	0	1
	Command Discipline B	0	7
	Command Discipline A	3	56
	Formalized Training**	8	81
	Instructions***	7	78
	Warned & admonished/Reprimanded	0	0
	Total		18
No Disciplinary Action	Filed ††	1	7
	SOL Expired	0	1
	Department Unable to Prosecute†††	2	41
	No Finding ††††	0	9
	Total	3	58
	Discipline Rate	86%	79%
	DUP Rate	10%	15%

*Where the respondent is found guilty of charges, and the penalty imposed would fall into more than one of the above listed categories, it is reported under the more severe penalty.

** Formalized training is conducted by the Police Academy, the NYPD Legal Bureau, or other NYPD Unit.

*** Instructions are conducted at the command level.

† Trial outcomes in non-APU cases typically involve MOS who turned down command discipline, prompting the police department to proceed with charges.

†† "Filed" is a term used when the police department is not required to take action against the subject officer because the officer has resigned or retired from the department, or has been terminated.

††† When the department decides that it will not discipline an officer against whom the Board recommended discipline other than charges, those cases are referred to as "Department Unable to Prosecute," or DUP.

†††† "No Finding" refers to cases which the department reports as "Administratively Closed."

Figure 51: NYPD Discipline Imposed for Allegations - Non-APU Cases (November 2019)

Board Disposition	FADO Type	Allegation	Precinct	Borough	NYPD Discipline
Substantiated (Command Discipline B)	D	Word	1	Manhattan	No Discipline
Substantiated (Command Discipline B)	E	Race	1	Manhattan	No Discipline
Substantiated (Command Discipline B)	A	Stop	1	Manhattan	No Discipline
Substantiated (Command Discipline B)	A	Search (of person)	32	Manhattan	Formalized Training
Substantiated (Command Discipline B)	A	Stop	32	Manhattan	Formalized Training
Substantiated (Command Discipline A)	D	Word	40	Bronx	Instructions
Substantiated (Command Discipline A)	A	Other	41	Bronx	Command Discipline A
Substantiated (Command Discipline A)	A	Threat of summons	42	Bronx	Formalized Training
Substantiated (Command Discipline A)	A	Frisk	42	Bronx	Formalized Training
Substantiated (Command Discipline A)	A	Stop	42	Bronx	Formalized Training
Substantiated (Command Discipline A)	A	Entry of Premises	43	Bronx	Formalized Training
Substantiated (Command Discipline A)	D	Word	44	Bronx	Command Discipline A
Substantiated (Command Discipline A)	A	Vehicle search	71	Brooklyn	Formalized Training
Substantiated (Formalized Training)	A	Vehicle search	75	Brooklyn	Formalized Training
Substantiated (Formalized Training)	A	Frisk	75	Brooklyn	Formalized Training
Substantiated (Formalized Training)	A	Search (of person)	75	Brooklyn	Formalized Training
Substantiated (Formalized Training)	A	Question	75	Brooklyn	Formalized Training
Substantiated (Command Discipline A)	A	Vehicle stop	77	Brooklyn	No Discipline
Substantiated (Formalized Training)	A	Vehicle stop	77	Brooklyn	No Discipline
Substantiated (Command Discipline B)	A	Frisk	77	Brooklyn	Command Discipline A
Substantiated (Command Discipline B)	A	Search (of person)	77	Brooklyn	Command Discipline A
Substantiated (Command Discipline A)	A	Vehicle search	79	Brooklyn	Formalized Training
Substantiated (Formalized Training)	D	Action	79	Brooklyn	Formalized Training
Substantiated (Formalized Training)	A	Interference with recording	79	Brooklyn	Formalized Training
Substantiated (Formalized Training)	A	Refusal to provide name	79	Brooklyn	Formalized Training
Substantiated (Formalized Training)	A	Refusal to provide shield number	79	Brooklyn	Formalized Training
Substantiated (Command Lvl Instructions)	D	Word	101	Queens	Instructions
Substantiated (Command Lvl Instructions)	A	Refusal to process civilian complaint	102	Queens	Instructions
Substantiated (Command Lvl Instructions)	A	Threat of arrest	105	Queens	Instructions
Substantiated (Command Lvl Instructions)	A	Threat of arrest	105	Queens	Instructions
Substantiated (Command Lvl Instructions)	A	Threat of force (verbal or physical)	105	Queens	Instructions

Board Disposition	FADO Type	Allegation	Precinct	Borough	NYPD Discipline
Substantiated (Command Lvl Instructions)	A	Threat of force (verbal or physical)	105	Queens	Instructions
Substantiated (Command Lvl Instructions)	A	Forcible Removal to Hospital	106	Queens	Instructions
Substantiated (Command Discipline A)	A	Threat of arrest	123	Staten Island	Instructions
Substantiated (Command Discipline A)	A	Threat of arrest	123	Staten Island	Instructions
Substantiated (Command Discipline A)	A	Refusal to provide name/shield number	123	Staten Island	Instructions

Figure 52: NYPD Discipline Imposed for Allegations - APU Adjudicated Cases (November 2019)

Board Disposition	FADO Type	Allegation	Precinct	Borough	NYPD Discipline
Substantiated (Charges)	A	Frisk	1	Manhattan	No Discipline (Not guilty after trial)
Substantiated (Charges)	A	Interference with recording	1	Manhattan	No Discipline (Not guilty after trial)
Substantiated (Charges)	D	Word	34	Manhattan	Forfeit vacation 3 day(s)
Substantiated (Charges)	F	Gun Pointed	45	Bronx	Forfeit vacation 25 day(s)
Substantiated (Charges)	F	Pepper spray	45	Bronx	Forfeit vacation 1 day(s)
Substantiated (Charges)	F	Physical force	45	Bronx	No Discipline (Not guilty after trial)
Substantiated (Charges)	A	Vehicle search	45	Bronx	Forfeit vacation 25 day(s)
Substantiated (Charges)	A	Threat of summons	45	Bronx	Forfeit vacation 25 day(s)
Substantiated (Charges)	A	Threat of force (verbal or physical)	45	Bronx	Forfeit vacation 25 day(s)
Substantiated (Charges)	A	Threat of force (verbal or physical)	45	Bronx	Forfeit vacation 20 day(s)
Substantiated (Charges)	A	Refusal to provide name/shield number	45	Bronx	Forfeit vacation 25 day(s)
Substantiated (Charges)	A	Other	45	Bronx	Forfeit vacation 25 day(s)
Substantiated (Charges)	A	Other	45	Bronx	Forfeit vacation 20 day(s)
Substantiated (Charges)	D	Word	45	Bronx	Forfeit vacation 20 day(s)
Substantiated (Charges)	D	Word	45	Bronx	Forfeit vacation 25 day(s)
Substantiated (Charges)	A	Seizure of property	45	Bronx	Forfeit vacation 25 day(s)
Substantiated (Charges)	F	Physical force	75	Brooklyn	Forfeit vacation 18 day(s)
Substantiated (Charges)	A	Stop	75	Brooklyn	Forfeit vacation 18 day(s)
Substantiated (Charges)	A	Stop	75	Brooklyn	Forfeit vacation 3 day(s)
Substantiated (Charges)	A	Stop	75	Brooklyn	Forfeit vacation 3 day(s)
Substantiated (Charges)	A	Premises entered and/or searched	105	Queens	No Discipline (Not guilty after trial)
Substantiated (Charges)	A	Premises entered and/or searched	105	Queens	No Discipline (Not guilty after trial)
Substantiated (Charges)	A	Threat of arrest	105	Queens	No Discipline (Not guilty after trial)
Substantiated (Charges)	F	Flashlight as club	111	Queens	No Discipline (Not guilty after trial)
Substantiated (Charges)	F	Pepper spray	111	Queens	No Discipline (Not guilty after trial)
Substantiated (Charges)	F	Physical force	111	Queens	No Discipline (Not guilty after trial)
Substantiated (Charges)	A	Retaliatory arrest	111	Queens	No Discipline (Not guilty after trial)
Substantiated (Charges)	A	Strip-searched	121	Staten Island	No Discipline (Not guilty after trial)
Substantiated (Charges)	A	Threat of arrest	121	Staten Island	No Discipline (Not guilty after trial)
Substantiated (Charges)	A	Refusal to provide name/shield number	121	Staten Island	No Discipline (Not guilty after trial)
Substantiated (Charges)	D	Word	121	Staten Island	No Discipline (Not guilty after trial)

Board Disposition	FADO Type	Allegation	Precinct	Borough	NYPD Discipline
Substantiated (Charges)	O	Gender	121	Staten Island	No Discipline (Not guilty after trial)
Substantiated (Charges)	A	Search (of person)	121	Staten Island	No Discipline (Not guilty after trial)
Substantiated (Charges)	A	Stop	121	Staten Island	No Discipline (Not guilty after trial)

Appendix

Over the years, the CCRB has made many types of data publicly available. In reorganizing the Monthly Report, we do not intend to remove any valuable information from the public domain. However, the Agency believes that some information is essential to place in the main body of the Monthly Report, while more granular charts and figures are better suited to the Appendix. We welcome you to contact the CCRB at www.nyc.gov or 212-912-7235 if you are having difficulty finding information on CCRB data that was formerly available.

Figure 53: CCRB Open Docket - Age of CCRB Cases Based On Incident Date

	November 2019		October 2019		Change	% Change
	Count	% of Total	Count	% of Total		
Cases 0-4 Months	1699	63.4%	1632	67.7%	67	4.1%
Cases 5-7 Months	582	21.7%	424	17.6%	158	37.3%
Cases 8 Months	95	3.5%	67	2.8%	28	41.8%
Cases 9 Months	60	2.2%	84	3.5%	-24	-28.6%
Cases 10 Months	68	2.5%	43	1.8%	25	58.1%
Cases 11 Months	36	1.3%	41	1.7%	-5	-12.2%
Cases 12 Months	34	1.3%	33	1.4%	1	3.0%
Cases 13 Months	30	1.1%	23	1.0%	7	30.4%
Cases 14 Months	19	0.7%	16	0.7%	3	18.8%
Cases 15 Months	15	0.6%	13	0.5%	2	15.4%
Cases 16 Months	9	0.3%	8	0.3%	1	12.5%
Cases 17 Months	8	0.3%	2	0.1%	6	300.0%
Cases 18 Months	1	0.0%	1	0.0%	0	0.0%
Cases Over 18 Months	25	0.9%	25	1.0%	0	0.0%
NA	0	0.0%	0	0.0%	0	NA
Total	2681	100.0%	2412	100.0%	269	11.2%

Figure 54: CCRB Open Docket - Age of CCRB Cases Based On CCRB Received Date

	November 2019		October 2019		Change	% Change
	Count	% of Total	Count	% of Total		
Cases 0-4 Months	1884	70.3%	1766	73.2%	118	6.7%
Cases 5-7 Months	520	19.4%	389	16.1%	131	33.7%
Cases 8 Months	77	2.9%	65	2.7%	12	18.5%
Cases 9 Months	56	2.1%	61	2.5%	-5	-8.2%
Cases 10 Months	44	1.6%	31	1.3%	13	41.9%
Cases 11 Months	21	0.8%	41	1.7%	-20	-48.8%
Cases 12 Months	33	1.2%	19	0.8%	14	73.7%
Cases 13 Months	19	0.7%	12	0.5%	7	58.3%
Cases 14 Months	8	0.3%	8	0.3%	0	0.0%
Cases 15 Months	6	0.2%	6	0.2%	0	0.0%
Cases 16 Months	2	0.1%	3	0.1%	-1	-33.3%
Cases 17 Months	3	0.1%	1	0.0%	2	200.0%
Cases 18 Months	1	0.0%	0	0.0%	1	NA
Cases Over 18 Months	7	0.3%	10	0.4%	-3	-30.0%
NA	0	0.0%	0	0.0%	0	NA
Total	2681	100.0%	2412	100.0%	269	11.2%

Figure 55: CCRB Investigations Docket - Age of CCRB Cases Based On Incident Date

	November 2019		October 2019		Change	% Change
	Count	% of Total	Count	% of Total		
Cases 0-4 Months	1009	63.4%	826	64.0%	183	22.2%
Cases 5-7 Months	302	19.0%	245	19.0%	57	23.3%
Cases 8 Months	71	4.5%	41	3.2%	30	73.2%
Cases 9 Months	40	2.5%	48	3.7%	-8	-16.7%
Cases 10 Months	46	2.9%	30	2.3%	16	53.3%
Cases 11 Months	28	1.8%	22	1.7%	6	27.3%
Cases 12 Months	19	1.2%	25	1.9%	-6	-24.0%
Cases 13 Months	23	1.4%	15	1.2%	8	53.3%
Cases 14 Months	15	0.9%	8	0.6%	7	87.5%
Cases 15 Months	9	0.6%	6	0.5%	3	50.0%
Cases 16 Months	2	0.1%	5	0.4%	-3	-60.0%
Cases 17 Months	7	0.4%	1	0.1%	6	600.0%
Cases 18 Months	0	0.0%	1	0.1%	-1	NA
Cases Over 18 Months	20	1.3%	17	1.3%	3	17.6%
NA	0	0.0%	0	0.0%	0	NA
Total	1591	100.0%	1290	100.0%	301	23.3%

Figure 56: CCRB DA Hold Docket - Age of CCRB Cases Based On Incident Date

	November 2019	
	Count	% of Total
Cases 0-4 Months	2	40.0%
Cases 5-7 Months	1	20.0%
Cases 8 Months	0	0.0%
Cases 9 Months	0	0.0%
Cases 10 Months	1	20.0%
Cases 11 Months	0	0.0%
Cases 12 Months	0	0.0%
Cases 13 Months	0	0.0%
Cases 14 Months	0	0.0%
Cases 15 Months	1	20.0%
Cases 16 Months	0	0.0%
Cases 17 Months	0	0.0%
Cases 18 Months	0	0.0%
Cases Over 18 Months	0	0.0%
NA	0	0.0%
Total	5	100.0%

Figure 57: Disposition of Force Allegations (YTD 2019)

Force Allegation	Substantiated		Exonerated		Unsubstantiated		Unfounded		Officer Unidentified		Miscellaneous	
	Count	%	Count	%	Count	%	Count	%	Count	%	Count	%
Gun Pointed	3	4.5%	42	62.7%	13	19.4%	5	7.5%	4	6%	0	0%
Gun fired	2	25%	4	50%	1	12.5%	1	12.5%	0	0%	0	0%
Nightstick as club (incl asp & baton)	0	0%	5	45.5%	2	18.2%	3	27.3%	1	9.1%	0	0%
Gun as club	0	0.0%	0	0.0%	0	0.0%	0	0.0%	0	0.0%	0	0.0%
Radio as club	0	0%	0	0%	4	66.7%	1	16.7%	1	16.7%	0	0%
Flashlight as club	0	0%	0	0%	0	0%	0	0%	1	100%	0	0%
Police shield	0	0%	0	0%	4	80%	1	20%	0	0%	0	0%
Vehicle	0	0%	0	0%	2	33.3%	3	50%	1	16.7%	0	0%
Other blunt instrument as a club	0	0%	0	0%	2	20%	6	60%	2	20%	0	0%
Hit against inanimate object	2	5%	9	22.5%	15	37.5%	8	20%	5	12.5%	1	2.5%
Chokehold	11	18.6%	0	0%	22	37.3%	17	28.8%	9	15.3%	0	0%
Pepper spray	2	13.3%	6	40%	4	26.7%	1	6.7%	2	13.3%	0	0%
Physical force	45	4.6%	432	44.5%	279	28.8%	128	13.2%	84	8.7%	2	0.2%
Handcuffs too tight	0	0%	0	0%	12	100%	0	0%	0	0%	0	0%
Nonlethal restraining device	19	31.1%	29	47.5%	7	11.5%	5	8.2%	1	1.6%	0	0%
Animal	0	0.0%	0	0.0%	0	0.0%	0	0.0%	0	0.0%	0	0.0%
Other	0	0%	2	15.4%	7	53.8%	2	15.4%	2	15.4%	0	0%
Restricted Breathing	4	6.5%	0	0%	29	46.8%	16	25.8%	12	19.4%	1	1.6%
Total	88	6.5%	529	39.3%	403	29.9%	197	14.6%	125	9.3%	4	0.3%

Figure 58: Disposition of Abuse of Authority Allegations (YTD 2019)

Abuse of Authority Allegation	Substantiated		Exonerated		Unsubstantiated		Unfounded		Officer Unidentified		Miscellaneous	
	Count	%	Count	%	Count	%	Count	%	Count	%	Count	%
Gun Drawn	1	3.6%	14	50%	8	28.6%	4	14.3%	1	3.6%	0	0%
Entry of Premises	40	9.3%	316	73.8%	62	14.5%	3	0.7%	6	1.4%	1	0.2%
Strip-searched	10	20.8%	5	10.4%	25	52.1%	4	8.3%	4	8.3%	0	0%
Vehicle stop	5	2.3%	122	56.5%	59	27.3%	0	0%	30	13.9%	0	0%
Vehicle search	18	8.7%	96	46.4%	64	30.9%	4	1.9%	25	12.1%	0	0%
Premises entered and/or searched	0	0%	5	83.3%	0	0%	0	0%	1	16.7%	0	0%
Threat of summons	5	10.9%	25	54.3%	11	23.9%	1	2.2%	4	8.7%	0	0%
Threat of arrest	29	6.6%	215	49.1%	133	30.4%	26	5.9%	35	8%	0	0%
Threat to notify ACS	1	4.3%	13	56.5%	8	34.8%	0	0%	1	4.3%	0	0%
Threat of force (verbal or physical)	20	10.8%	49	26.3%	66	35.5%	29	15.6%	21	11.3%	1	0.5%
Threat to damage/seize property	8	12.9%	23	37.1%	21	33.9%	2	3.2%	8	12.9%	0	0%
Property damaged	9	8.7%	16	15.5%	42	40.8%	9	8.7%	26	25.2%	1	1%
Refusal to process civilian complaint	31	34.1%	2	2.2%	39	42.9%	3	3.3%	16	17.6%	0	0%
Refusal to provide name/shield number	9	15%	0	0%	38	63.3%	9	15%	4	6.7%	0	0%
Retaliatory arrest	11	84.6%	0	0%	2	15.4%	0	0%	0	0%	0	0%
Retaliatory summons	13	92.9%	1	7.1%	0	0%	0	0%	0	0%	0	0%
Refusal to obtain medical treatment	12	16.2%	1	1.4%	34	45.9%	20	27%	7	9.5%	0	0%
Improper dissemination of medical info	0	0.0%	0	0.0%	0	0.0%	0	0.0%	0	0.0%	0	0.0%
Other	19	31.7%	21	35%	16	26.7%	2	3.3%	2	3.3%	0	0%
Seizure of property	15	21.4%	36	51.4%	12	17.1%	2	2.9%	5	7.1%	0	0%
Refusal to show search warrant	2	4.7%	2	4.7%	23	53.5%	8	18.6%	8	18.6%	0	0%
Frisk	42	17.5%	89	37.1%	66	27.5%	10	4.2%	33	13.8%	0	0%
Search (of person)	26	11.7%	76	34.1%	87	39%	3	1.3%	31	13.9%	0	0%
Stop	47	17.5%	122	45.4%	68	25.3%	9	3.3%	23	8.6%	0	0%
Question	10	9.5%	50	47.6%	27	25.7%	2	1.9%	16	15.2%	0	0%
Refusal to show arrest warrant	0	0%	1	33.3%	1	33.3%	0	0%	1	33.3%	0	0%
Interference with recording	9	13.2%	18	26.5%	19	27.9%	13	19.1%	9	13.2%	0	0%
Search of recording device	4	14.3%	0	0%	13	46.4%	4	14.3%	7	25%	0	0%
Electronic device information deletion	1	9.1%	0	0%	4	36.4%	2	18.2%	4	36.4%	0	0%

Forcible Removal to Hospital	13	5.9%	187	84.6%	14	6.3%	5	2.3%	2	0.9%	0	0%
Threat re: removal to hospital	4	14.3%	5	17.9%	16	57.1%	0	0%	3	10.7%	0	0%
Threat re: immigration status	1	100%	0	0%	0	0%	0	0%	0	0%	0	0%
Disseminated immigration status	0	0.0%	0	0.0%	0	0.0%	0	0.0%	0	0.0%	0	0.0%
Questioned immigration status	0	0%	0	0%	0	0%	0	0%	1	100%	0	0%
Search of Premises	16	7.1%	162	72.3%	31	13.8%	5	2.2%	9	4%	1	0.4%
Sex Miscon (Sexual Harassment, Verbal)	6	27.3%	0	0%	9	40.9%	2	9.1%	5	22.7%	0	0%
Sex Miscon (Sexual Harassment, Gesture)	1	14.3%	0	0%	5	71.4%	0	0%	1	14.3%	0	0%
Sexual Misconduct (Sexual Humiliation)	10	55.6%	0	0%	2	11.1%	3	16.7%	3	16.7%	0	0%
Sex Miscon (Sexual/Romantic Proposition)	1	20%	0	0%	4	80%	0	0%	0	0%	0	0%
Sex Miscon (Sexually Motivated Arrest)	0	0.0%	0	0.0%	0	0.0%	0	0.0%	0	0.0%	0	0.0%
Sex Miscon (Sexually Motivated Stop)	0	0.0%	0	0.0%	0	0.0%	0	0.0%	0	0.0%	0	0.0%
Sex Miscon (Sexually Motivated Frisk)	0	0.0%	0	0.0%	0	0.0%	0	0.0%	0	0.0%	0	0.0%
Sex Miscon (Sexually Motivated Search)	0	0.0%	0	0.0%	0	0.0%	0	0.0%	0	0.0%	0	0.0%
Sex Miscon (Sexually Motiv Strip-Search)	0	0.0%	0	0.0%	0	0.0%	0	0.0%	0	0.0%	0	0.0%
Sex Miscon (Sexually Motiv Vehicle Stop)	0	0.0%	0	0.0%	0	0.0%	0	0.0%	0	0.0%	0	0.0%
Sex Miscon (Sexually Motiv Photo/Video)	0	0.0%	0	0.0%	0	0.0%	0	0.0%	0	0.0%	0	0.0%
Sex Miscon (Sexually Motivated Summons)	0	0.0%	0	0.0%	0	0.0%	0	0.0%	0	0.0%	0	0.0%
Photography/Videography	3	13%	4	17.4%	9	39.1%	1	4.3%	6	26.1%	0	0%
Body Cavity Searches	1	33.3%	0	0%	1	33.3%	0	0%	1	33.3%	0	0%
Refusal to provide name	17	7.5%	2	0.9%	144	63.2%	35	15.4%	30	13.2%	0	0%
Refusal to provide shield number	21	9.5%	3	1.4%	137	62%	35	15.8%	25	11.3%	0	0%
Failure to provide RTKA card	38	35.2%	14	13%	37	34.3%	5	4.6%	14	13%	0	0%
Failed to Obtain Language Interpretation	0	0.0%	0	0.0%	0	0.0%	0	0.0%	0	0.0%	0	0.0%
Total	529	12.4%	1695	39.7%	1357	31.8%	260	6.1%	428	10%	4	0.1%

Figure 59: Disposition of Discourtesy Allegations (YTD 2019)

Discourtesy Allegation	Substantiated		Exonerated		Unsubstantiated		Unfounded		Officer Unidentified		Miscellaneous	
	Count	%	Count	%	Count	%	Count	%	Count	%	Count	%
Word	148	20.6%	69	9.6%	303	42.3%	89	12.4%	107	14.9%	1	0.1%
Gesture	2	14.3%	0	0%	9	64.3%	0	0%	3	21.4%	0	0%
Demeanor/tone	0	0.0%	0	0.0%	0	0.0%	0	0.0%	0	0.0%	0	0.0%
Action	17	18.7%	4	4.4%	48	52.7%	9	9.9%	12	13.2%	1	1.1%
Other	0	0.0%	0	0.0%	0	0.0%	0	0.0%	0	0.0%	0	0.0%
Total	167	20.3%	73	8.9%	360	43.8%	98	11.9%	122	14.8%	2	0.2%

Figure 60: Disposition of Offensive Language Allegations (YTD 2019)

Offensive Language Allegation	Substantiated		Exonerated		Unsubstantiated		Unfounded		Officer Unidentified		Miscellaneous	
	Count	%	Count	%	Count	%	Count	%	Count	%	Count	%
Race	5	8.2%	0	0%	31	50.8%	14	23%	11	18%	0	0%
Ethnicity	2	15.4%	0	0%	9	69.2%	2	15.4%	0	0%	0	0%
Religion	0	0%	0	0%	2	33.3%	2	33.3%	2	33.3%	0	0%
Sexual orientation	0	0%	0	0%	7	46.7%	2	13.3%	6	40%	0	0%
Physical disability	0	0%	0	0%	6	100%	0	0%	0	0%	0	0%
Other	6	19.4%	1	3.2%	16	51.6%	4	12.9%	4	12.9%	0	0%
Gender Identity	2	20%	0	0%	4	40%	1	10%	3	30%	0	0%
Gender	6	23.1%	0	0%	11	42.3%	4	15.4%	5	19.2%	0	0%
Total	21	12.5%	1	0.6%	86	51.2%	29	17.3%	31	18.5%	0	0%

Figure 61: Administrative Prosecutions Unit Open Docket (November 2019)

Case Stage	Cases	Percent
Charges served, Conference Date Requested	0	0%
Awaiting filing of charges	17	17%
Charges filed, awaiting service	27	26%
Charges served, CORD/SoEH/DCS pending	38	37%
Calendared for court appearance	5	5%
Case Off Calendar - Subsequent Appearance Pending	1	1%
Trial scheduled	9	9%
Trial commenced	4	4%
Plea agreed - paperwork pending	1	1%
Total	102	100%

CORD is the CO's Report on MOS facing discipline.
 SoEH is the Summary of Employment History.
 DCS is the Disciplinary Cover Sheet.

Figure 62: Administrative Prosecutions Unit Cases Awaiting Final Disposition (November 2019)

Case Stage	Cases	Percent
Disposition modified, awaiting final disp.	0	0%
Plea filed - awaiting approval by PC	11	55%
Verdict rendered - awaiting approval by PC	2	10%
Verdict rendered - Fogel response due	0	0%
Trial completed, awaiting verdict	7	35%
Total	20	100%

A Fogel response is a letter to the Trial Commissioner with comments from the CCRB on the Trial Commissioner's report and recommendation.

Figure 63: Officers With CCRB Complaints Closed in 2019 by Command

Patrol Services Bureau	Substantiated MOS Nov 2019	Substantiated MOS YTD 2019	Total MOS Nov 2019	Total MOS YTD 2019
Patrol Borough Manhattan South Total	0	23	27	322
Patrol Borough Manhattan North Total	2	43	49	494
Patrol Borough Bronx Total	19	116	89	956
Patrol Borough Brooklyn South Total	6	76	44	620
Patrol Borough Brooklyn North Total	7	80	39	665
Patrol Borough Queens South Total	0	35	37	504
Patrol Borough Queens North Total	7	19	28	306
Patrol Borough Staten Island Total	3	12	8	223
Special Operations Division Total	0	4	0	53
Other Patrol Services Bureau Commands Total	0	0	0	4
Total	44	408	321	4147
Other Bureaus				
Traffic Control Division Total	0	2	2	68
Transit Bureau Total	1	18	13	205
Housing Bureau Total	1	21	29	287
Organized Crime Control Bureau Total	0	11	15	162
Detective Bureau Total	1	11	8	161
Other Bureaus Total	2	10	8	128
Total	5	73	75	1011
Other Commands				
Deputy Commissioners and Miscellaneous Commands Total	2	4	8	48
Undetermined	1	7	5	73
Total	52	492	409	5279

Table shows MOS command as recorded at the time of complaint.

Figure 64A: Officers With CCRB Complaints Closed in 2019 by Command - Patrol Borough Manhattan South

Manhattan South	Substantiated MOS Nov 2019	Substantiated MOS YTD 2019	Total MOS Nov 2019	Total MOS YTD 2019
001 Precinct	0	2	1	31
005 Precinct	0	5	1	27
006 Precinct	0	1	2	34
007 Precinct	0	3	2	24
009 Precinct	0	1	0	28
010 Precinct	0	0	3	17
013 Precinct	0	0	0	23
Midtown South Precinct	0	0	4	39
017 Precinct	0	0	0	9
Midtown North Precinct	0	6	11	60
Precincts Total	0	18	24	292
Patrol Borough Manhattan South Task Force	0	0	1	6
Patrol Borough Manhattan South HQ	0	5	2	22
Patrol Borough Manhattan South Anti-Crime Unit	0	0	0	2
Patrol Borough Manhattan South Total	0	23	27	322

Table shows MOS command as recorded at the time of complaint.

Figure 64B: Officers With CCRB Complaints Closed in 2019 by Command - Patrol Borough Manhattan North

Manhattan North	Substantiated MOS Nov 2019	Substantiated MOS YTD 2019	Total MOS Nov 2019	Total MOS YTD 2019
019 Precinct	0	2	6	30
020 Precinct	0	2	4	28
023 Precinct	0	2	0	30
024 Precinct	0	1	0	27
025 Precinct	0	3	8	64
026 Precinct	0	1	0	16
Central Park Precinct	0	2	0	8
028 Precinct	0	6	4	60
030 Precinct	0	2	5	28
032 Precinct	1	3	10	63
033 Precinct	0	7	3	43
034 Precinct	1	10	9	82
Precincts Total	2	41	49	479
Patrol Borough Manhattan North Task Force	0	0	0	0
Patrol Borough Manhattan North HQ	0	0	0	3
Patrol Borough Manhattan North Anti-Crime Unit	0	2	0	12
Manhattan North Impact Response Team	0	0	0	0
Patrol Borough Manhattan North Total	2	43	49	494

Table shows MOS command as recorded at the time of complaint.

Figure 64C: Officers With CCRB Complaints Closed in 2019 by Command - Patrol Borough Bronx

Bronx	Substantiated MOS Nov 2019	Substantiated MOS YTD 2019	Total MOS Nov 2019	Total MOS YTD 2019
040 Precinct	2	7	2	65
041 Precinct	0	5	3	56
042 Precinct	2	8	5	82
043 Precinct	0	8	4	59
044 Precinct	1	26	11	129
045 Precinct	0	1	2	27
046 Precinct	0	14	5	124
047 Precinct	1	8	13	103
048 Precinct	8	13	23	82
049 Precinct	0	6	2	67
050 Precinct	1	4	4	24
052 Precinct	2	12	11	98
Precincts Total	17	112	85	916
Patrol Borough Bronx Task Force	0	1	2	12
Patrol Borough Bronx HQ	0	1	0	16
Patrol Borough Bronx Anti-Crime Unit	2	2	2	12
Bronx Impact Response Team	0	0	0	0
Patrol Borough Bronx Total	19	116	89	956

Table shows MOS command as recorded at the time of complaint.

Figure 64D: Officers With CCRB Complaints Closed in 2019 by Command - Patrol Borough Brooklyn South

Brooklyn South	Substantiated MOS Nov 2019	Substantiated MOS YTD 2019	Total MOS Nov 2019	Total MOS YTD 2019
060 Precinct	0	4	2	37
061 Precinct	1	2	6	43
062 Precinct	0	2	0	22
063 Precinct	0	9	3	47
066 Precinct	0	0	0	10
067 Precinct	1	8	8	108
068 Precinct	0	5	5	33
069 Precinct	2	11	8	54
070 Precinct	0	7	5	66
071 Precinct	2	12	2	69
072 Precinct	0	0	0	38
076 Precinct	0	1	4	37
078 Precinct	0	7	1	34
Precincts Total	6	68	44	598
Patrol Borough Brooklyn South Task Force	0	1	0	2
Patrol Borough Brooklyn South HQ	0	0	0	1
Patrol Borough Brooklyn South Anti-Crime Unit	0	7	0	19
Brooklyn South Impact Response Team	0	0	0	0
Patrol Borough Brooklyn South Total	6	76	44	620

Table shows MOS command as recorded at the time of complaint.

Figure 64E: Officers With CCRB Complaints Closed in 2019 by Command - Patrol Borough Brooklyn North

Brooklyn North	Substantiated MOS Nov 2019	Substantiated MOS YTD 2019	Total MOS Nov 2019	Total MOS YTD 2019
073 Precinct	0	5	6	82
075 Precinct	0	12	1	127
077 Precinct	1	5	6	83
079 Precinct	1	17	2	85
081 Precinct	5	8	10	61
083 Precinct	0	10	3	64
084 Precinct	0	2	2	35
088 Precinct	0	4	1	33
090 Precinct	0	16	4	72
094 Precinct	0	0	4	18
Precincts Total	7	79	39	660
Patrol Borough Brooklyn North Task Force	0	0	0	0
Patrol Borough Brooklyn North HQ	0	0	0	2
Patrol Borough Brooklyn North Anti-Crime Unit	0	1	0	3
Brooklyn North Impact Response Team	0	0	0	0
Patrol Borough Brooklyn North Total	7	80	39	665

Table shows MOS command as recorded at the time of complaint.

Figure 64F: Officers With CCRB Complaints Closed in 2019 by Command - Patrol Borough Queens South

Queens South	Substantiated MOS Nov 2019	Substantiated MOS YTD 2019	Total MOS Nov 2019	Total MOS YTD 2019
100 Precinct	0	0	0	33
101 Precinct	0	5	11	75
102 Precinct	0	8	3	51
103 Precinct	0	6	5	85
105 Precinct	0	7	6	89
106 Precinct	0	2	10	41
107 Precinct	0	1	0	23
113 Precinct	0	6	1	99
Precincts Total	0	35	36	496
Patrol Borough Queens South Task Force	0	0	1	7
Patrol Borough Queens South HQ	0	0	0	0
Patrol Borough Queens South Anti-Crime Unit	0	0	0	1
Queens South Impact Response Team	0	0	0	0
Patrol Borough Queens South Total	0	35	37	504

Table shows MOS command as recorded at the time of complaint.

Figure 64G: Officers With CCRB Complaints Closed in 2019 by Command - Patrol Borough Queens North

Queens North	Substantiated MOS Nov 2019	Substantiated MOS YTD 2019	Total MOS Nov 2019	Total MOS YTD 2019
104 Precinct	0	2	0	55
108 Precinct	0	2	1	23
109 Precinct	0	2	4	41
110 Precinct	3	4	4	31
111 Precinct	1	4	1	20
112 Precinct	3	3	7	22
114 Precinct	0	2	5	74
115 Precinct	0	0	6	35
Precincts Total	7	19	28	301
Patrol Borough Queens North Task Force	0	0	0	0
Patrol Borough Queens North HQ	0	0	0	2
Patrol Borough Queens North Anti-Crime Unit	0	0	0	3
Patrol Borough Queens North Total	7	19	28	306

Table shows MOS command as recorded at the time of complaint.

Figure 64H: Officers With CCRB Complaints Closed in 2019 by Command - Patrol Borough Staten Island

Staten Island	Substantiated MOS Nov 2019	Substantiated MOS YTD 2019	Total MOS Nov 2019	Total MOS YTD 2019
120 Precinct	3	5	5	96
122 Precinct	0	0	1	36
123 Precinct	0	3	1	38
121 Precinct	0	3	1	34
Precincts Total	3	11	8	204
Patrol Borough Staten Island Task Force	0	1	0	10
Patrol Borough Staten Island HQ	0	0	0	4
Patrol Borough Staten Island Anti-Crime Unit	0	0	0	3
Staten Island Housing Unit	0	0	0	0
Staten Island Court Section	0	0	0	2
Staten Island Impact Response Team	0	0	0	0
Patrol Borough Staten Island Total	3	12	8	223

Table shows MOS command as recorded at the time of complaint.

Figure 64I: Officers With CCRB Complaints Closed in 2019 by Command - Special Operations Division

Special Operations	Substantiated MOS Nov 2019	Substantiated MOS YTD 2019	Total MOS Nov 2019	Total MOS YTD 2019
Emergency Services Unit and Squads 1-10	0	1	0	37
Harbor Unit	0	0	0	1
Aviation Unit	0	0	0	0
Canine Team	0	0	0	0
Mounted Unit	0	0	0	0
2 SOD Strategic Response Group	0	3	0	15
Special Operations Division Headquarters	0	0	0	0
Special Operations Division Total	0	4	0	53

Table shows MOS command as recorded at the time of complaint.

Figure 64J: Officers With CCRB Complaints Closed in 2019 by Command - Other Patrol Services Bureau Commands

Other Patrol Services Bureau Commands	Substantiated MOS Nov 2019	Substantiated MOS YTD 2019	Total MOS Nov 2019	Total MOS YTD 2019
Chiefs Office	0	0	0	4
Special Operations Division Taxi Unit	0	0	0	0
Other Patrol Services Bureau Commands Total	0	0	0	4

Table shows MOS command as recorded at the time of complaint.

Figure 64K: Officers With CCRB Complaints Closed in 2019 by Command - Traffic Control Division

Traffic Control Division	Substantiated MOS Nov 2019	Substantiated MOS YTD 2019	Total MOS Nov 2019	Total MOS YTD 2019
Traffic Control Division - Headquarters Command	0	0	0	1
Manhattan Traffic Task Force	0	0	0	36
Brooklyn Traffic Task Force	0	0	0	0
Bronx Traffic Task Force	0	0	0	0
Queens Traffic Task Force	0	0	0	0
Surface Transportation Enforcement Division (STED)	0	0	0	1
Bus Unit	0	0	0	3
Traffic Control Parking Enforcement District	0	0	0	0
Traffic Control Tow Units	0	0	0	0
Traffic Control Summons Enforcement	0	0	0	0
Traffic Command Intersection Control	0	0	0	0
Traffic Control Intelligence Unit	0	0	0	0
Highway District	0	0	0	0
Highway Unit #1	0	0	0	7
Highway Unit #2	0	0	1	6
Highway Unit #3	0	2	1	13
Highway Unit #4	0	0	0	0
Highway Unit #5	0	0	0	1
Highway Safety Enforcement Unit	0	0	0	0
Movie and TV Unit	0	0	0	0
Traffic Control Division Total	0	2	2	68

Table shows MOS command as recorded at the time of complaint.

Figure 64L: Officers With CCRB Complaints Closed in 2019 by Command - Transit Bureau

Transit Bureau	Substantiated MOS Nov 2019	Substantiated MOS YTD 2019	Total MOS Nov 2019	Total MOS YTD 2019
Transit Bureau Headquarters	0	0	0	0
Transit Bureau Authority Liaison	0	0	0	0
Transit Bureau Inspections	0	0	0	0
Transit Bureau Spec. Invest. Unit	0	0	0	0
Transit Bureau Crime Analysis	0	0	0	0
Transit Bureau Patrol Operations	0	0	0	0
Transit Bureau Manhattan	0	0	0	0
Transit Bureau Bronx	0	0	0	0
Transit Bureau Queens	0	0	0	0
Transit Bureau Brooklyn	0	0	0	0
TB DT01	0	5	2	24
TB DT02	0	0	1	19
TB DT03	0	4	0	17
TB DT04	0	2	3	24
TB DT11	0	0	1	11
TB DT12	0	2	0	14
TB DT20	0	1	3	7
TB DT23	0	0	0	4
TB DT30	0	2	0	13
TB DT32	0	0	0	9
TB DT33	0	0	0	16
TB DT34	0	0	0	4
Transit Bureau Manhattan Task Force	0	1	1	11
Transit Bureau Bronx Task Force	0	0	0	2
Transit Bureau Queens Task Force	0	0	0	0
Transit Bureau Brooklyn Task Force	0	0	0	2
Transit Bureau Homeless Outreach Unit	0	0	0	1
Transit Division Canine Unit	0	0	0	0
Transit Bureau Vandal Unit	0	0	0	0
Transit Bureau Special Operations Unit	0	0	0	5
TB Anti-Terrorism	1	1	2	22
Transportation Bureau and Transit Other Commands	0	0	0	0
Transit Bureau Total	1	18	13	205

Table shows MOS command as recorded at the time of complaint.

Figure 64M: Officers With CCRB Complaints Closed in 2019 by Command - Housing Bureau

Housing Bureau	Substantiated MOS Nov 2019	Substantiated MOS YTD 2019	Total MOS Nov 2019	Total MOS YTD 2019
Housing Bureau (Office of the Chief Command Center)	0	0	0	0
Housing Bureau Special Operations Section	0	0	0	0
PSA 1	0	3	0	30
PSA 2	0	2	9	40
PSA 3	0	1	1	10
PSA 4	0	5	0	52
PSA 5	0	0	0	31
PSA 6	0	2	3	22
PSA 7	1	4	7	33
PSA 8	0	0	6	26
PSA 9	0	2	3	28
Housing Bureau Brooklyn/Staten Island	0	0	0	0
Housing Bureau Manhattan	0	0	0	2
Housing Bureau Bronx/Queens	0	0	0	0
Housing Bureau Investigations	0	0	0	0
Housing Bureau Elevator Vandalism Unit	0	0	0	0
Housing Bureau Operations and Misc. Commands	0	0	0	0
Housing Bureau Total	1	21	29	287
Housing Borough Brooklyn Impact Response Team	0	1	0	9
Housing Borough Manhattan Impact Response Team	0	1	0	2
Housing Borough Bronx/Queens Impact Response Team	0	0	0	2
Housing Bureau Total	1	21	29	287

Table shows MOS command as recorded at the time of complaint.

Figure 64N: Officers With CCRB Complaints Closed in 2019 by Command - Organized Crime Control Bureau

Organized Crime Control Bureau	Substantiated MOS Nov 2019	Substantiated MOS YTD 2019	Total MOS Nov 2019	Total MOS YTD 2019
Queens Narcotics	0	1	2	24
Manhattan North Narcotics	0	3	2	17
Manhattan South Narcotics	0	0	0	8
Bronx Narcotics	0	1	8	26
Staten Island Narcotics	0	2	0	11
Brooklyn North Narcotics	0	0	2	44
Brooklyn South Narcotics	0	3	0	13
Narcotics Headquarters	0	0	0	0
Auto Crime Division	0	0	0	7
Vice Enforcement Division	0	0	0	0
Drug Enforcement Task Force	0	0	0	2
Organized Crime Headquarters	0	1	1	10
Organized Crime Control Bureau Total	0	11	15	162

Table shows MOS command as recorded at the time of complaint.

Figure 640: Officers With CCRB Complaints Closed in 2019 by Command - Detective Bureau

Detective Bureau	Substantiated MOS Nov 2019	Substantiated MOS YTD 2019	Total MOS Nov 2019	Total MOS YTD 2019
Detective Bureau Headquarters	0	0	0	2
Central Investigation and Resource Division	0	0	0	2
Special Investigations Division	0	0	0	4
Special Victims Division	0	0	0	4
Forensic Investigations Division	0	0	0	1
Fugitive Enforcement Division	0	0	0	0
Gang Division	0	2	0	11
Detective Borough Bronx	0	3	2	33
Detective Borough Manhattan	0	3	2	37
Detective Borough Brooklyn	0	1	1	30
Detective Borough Queens	0	0	0	31
Detective Borough Staten Island	1	2	3	6
DB Queens North Operations	0	0	0	0
DB Queens South Operations	0	0	0	0
Detective Bureau Total	1	11	8	161

Table shows MOS command as recorded at the time of complaint.

Figure 64P: Officers With CCRB Complaints Closed in 2019 by Command - Other Bureaus

Other Bureaus	Substantiated MOS Nov 2019	Substantiated MOS YTD 2019	Total MOS Nov 2019	Total MOS YTD 2019
Internal Affairs Bureau				
Internal Affairs Bureau	0	0	0	3
Criminal Justice Bureau				
Court Division	2	9	8	120
Court Bureau	0	0	0	0
Court LMSI	0	0	0	0
Court Unit	0	0	0	0
Criminal Justice Headquarters	0	0	0	1
Support Services Bureau				
Property Clerk Division	0	0	0	1
Fleet Services	0	0	0	0
Central Records Division	0	0	0	0
Personnel Bureau				
Applicant Processing Division	0	0	0	1
Health Services	0	0	0	0
Personnel Bureau Headquarters	0	1	0	2
Other Bureaus Total	2	10	8	128

Table shows MOS command as recorded at the time of complaint.

Figure 64Q: Officers With CCRB Complaints Closed in 2019 by Command - Deputy Commissioners and Miscellaneous Commands

Deputy Commissioners and Miscellaneous Commands	Substantiated MOS Nov 2019	Substantiated MOS YTD 2019	Total MOS Nov 2019	Total MOS YTD 2019
Deputy Commissioner Legal Matters - License Division	0	0	1	1
Deputy Commissioner Legal Matters - Legal Bureau	0	0	0	0
DC Training	0	0	0	0
Deputy Commissioner Training - Police Academy	0	0	0	0
Deputy Commissioner Training - Police Academy Training	0	0	0	5
Deputy Commissioner Training - In-service Training Section	0	0	0	2
Deputy Commissioner Management and Budget	0	0	0	1
Police Commissioner Office	0	0	0	0
Community Affairs Division	0	0	0	0
Chief of Community Affairs	0	0	0	2
Community Affairs Juvenile Section	0	0	0	0
School Safety Bronx/Manhattan	0	0	0	3
School Safety Queens/Brooklyn	0	0	0	1
Office of Equal Employment	0	0	0	1
Deputy Commissioner Operations	0	0	0	0
DC Operations Financial Mgmt.	0	0	0	0
Intelligence Division	2	3	6	26
Chief of Department	0	0	0	1
Department Advocate	0	0	0	0
Deputy Commissioner Public Information	0	0	0	0
Crime Prevention	0	0	1	1
First Deputy Commissioner	0	0	0	0
Office of Management, Analysis and Planning	0	1	0	1
Quality Assurance Division	0	0	0	0
Deputy Commissioner Counterterrorism	0	0	0	2
Chief of Department Evaluation Section	0	0	0	1
Deputy Commissioners and Miscellaneous Commands Total	2	4	8	48

Table shows MOS command as recorded at the time of complaint.