

DAILY REPORT

1/7/2021

(Data from Wednesday, January 06, 2021)

Code Blue

SINGLE ADULTS	
Drop-in Center Clients Served	464
Drop-in Center Overnight Census	162
Faith Bed Census	58
Outreach Contacts	289
Outreach Placements	19
Safe Haven Utilization	1128
Veterans In Short-term Housing	212
Criminal Justice Short-term Housing	110

Incomplete (5/6)

Incomplete (5/6)

Incomplete (5/6)

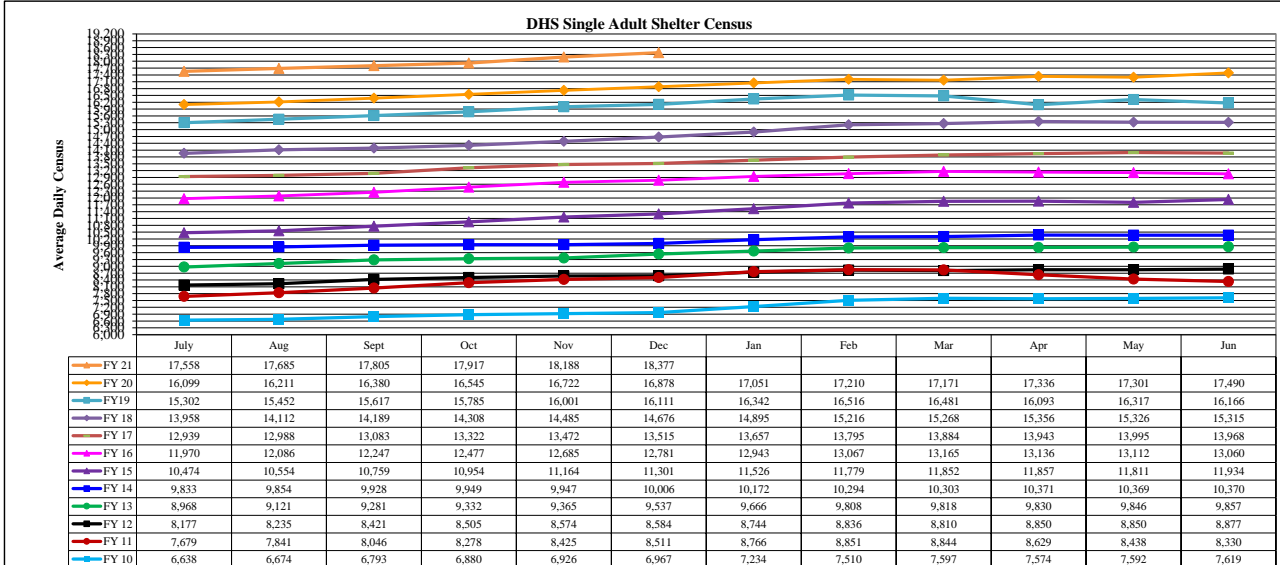
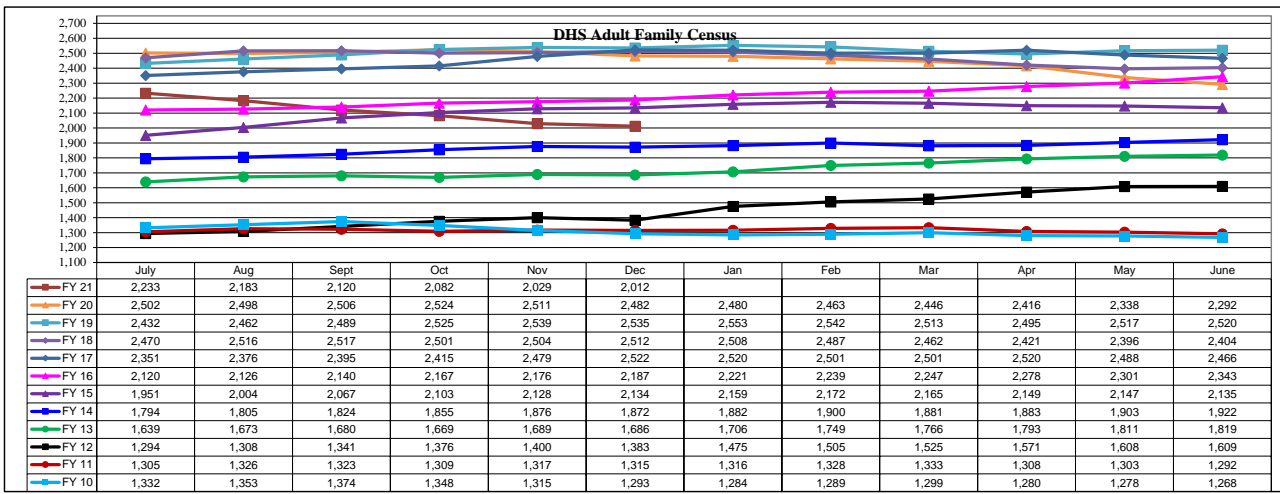
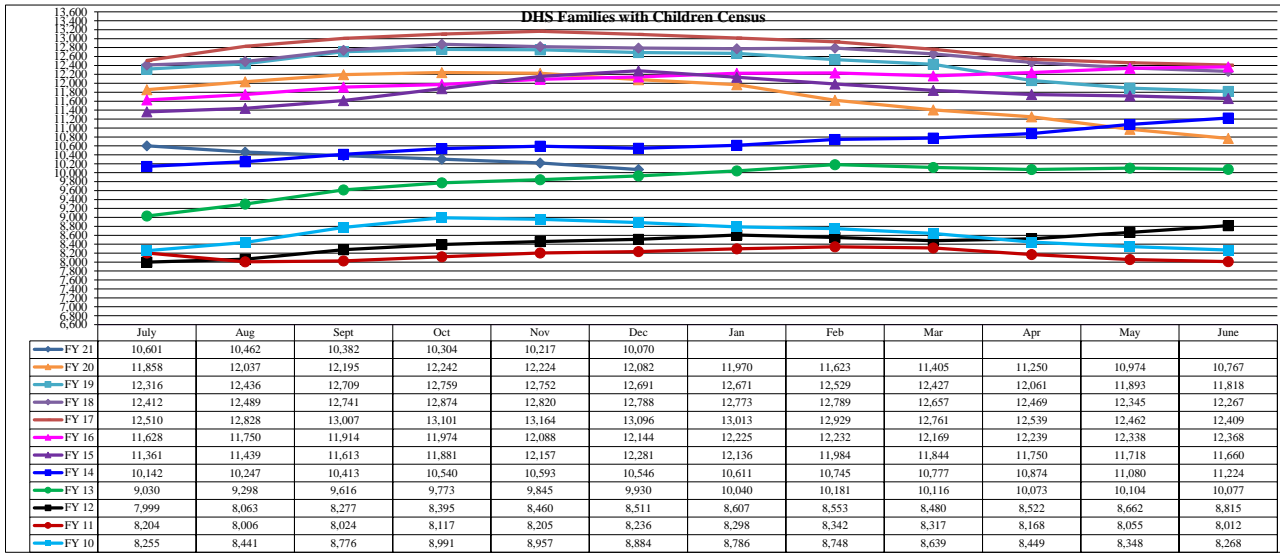
FAMILY INTAKE	
Families Requesting Temporary Housing at PATH	133
Adult Families Requesting Temporary Housing at AFIC	16
Families Placed in Overnight Accommodations	0
Families w/children at PATH Overnight (pre 10PM)	0

TOTAL SHELTER CENSUS	
Adults	35,585
Children	17,362
Total Individuals	52,947

SINGLE ADULTS	
Men	13,836
Women	4,522
Total Single Adults	18,358

FAMILIES WITH CHILDREN	
Families	9,896
Adults	13,054
Children	17,362
Individuals	30,416

ADULT FAMILIES CENSUS	
Families	1,975
Individuals (Adults)	4,173



*Due to data conversion the average monthly census for December 2011 and January 2012 for Families with Children and Adult Families is based upon data for a partial month.