

DAILY REPORT

2/21/2020

(Data from Thursday, February 20, 2020)

Code Blue

SINGLE ADULTS	
Drop-in Center Clients Served	627
Drop-in Center Overnight Census	279
Faith Bed Census	178
Outreach Contacts	370
Outreach Placements	31
Safe Haven Utilization	1061
Veterans In Short-term Housing	241
Criminal Justice Short-term Housing	218

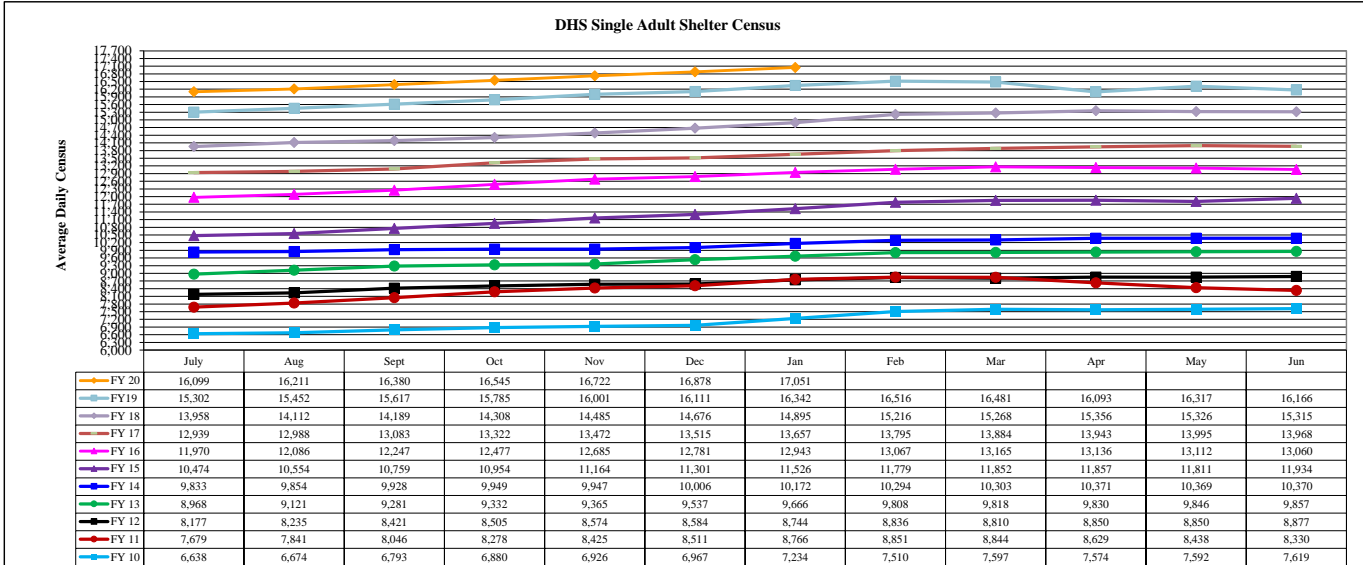
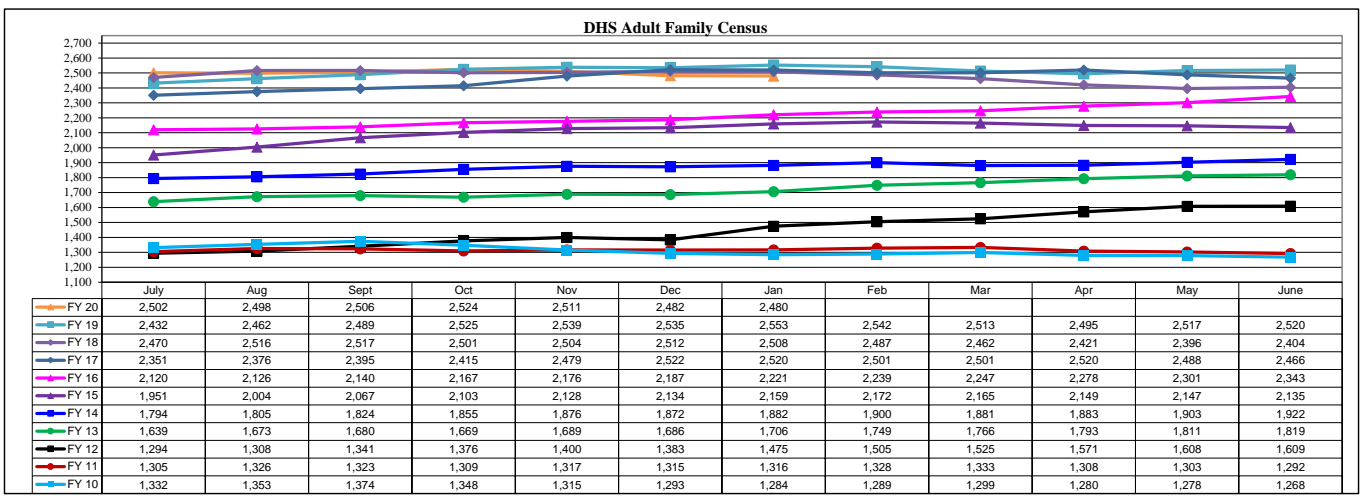
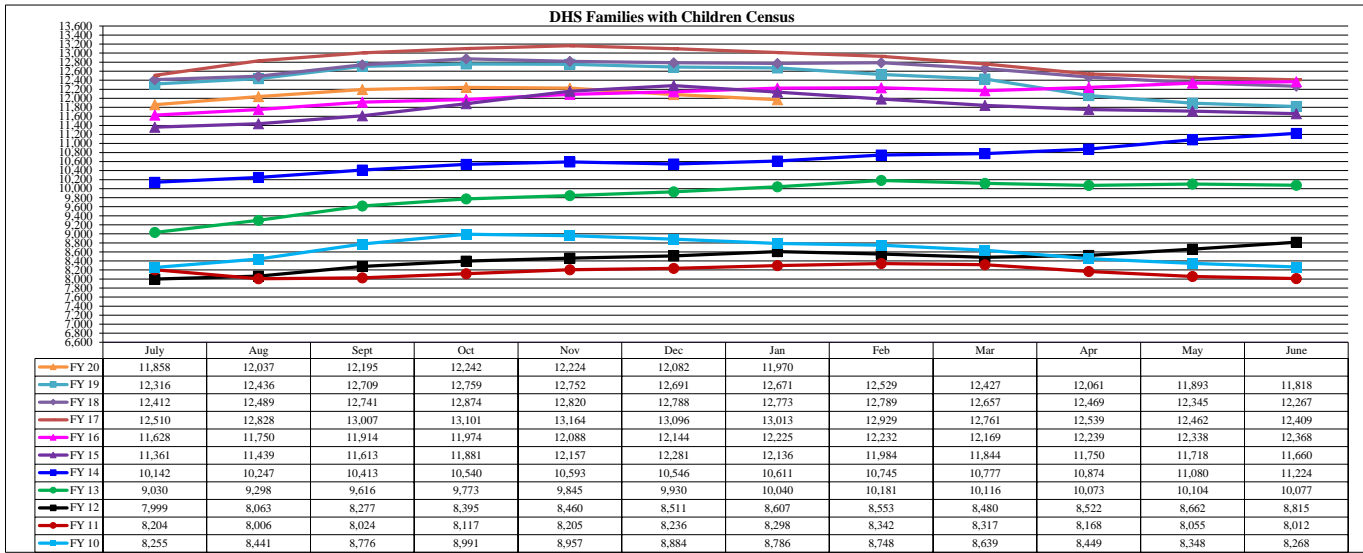
FAMILY INTAKE	
Families Requesting Temporary Housing at PATH	98
Adult Families Requesting Temporary Housing at AFIC	20
Families Placed in Overnight Accommodations	0
Families w/children at PATH Overnight (pre 10PM)	0

TOTAL SHELTER CENSUS	
Adults	37,989
Children	20,730
Total Individuals	58,719

SINGLE ADULT SHELTER CENSUS	
Men	12,603
Women	4,693
Total Single Adults	17,296

FAMILIES WITH CHILDREN CENSUS	
Families	11,554
Adults	15,511
Children	20,730
Individuals	36,241

ADULT FAMILIES CENSUS	
Families	2,459
Individuals (Adults)	5,182



*Due to data conversion the average monthly census for December 2011 and January 2012 for Families with Children and Adult Families is based upon data for a partial month.