

**DAILY REPORT**

6/13/2022

(Data from Sunday, June 12, 2022)

SINGLE ADULTS	
Drop-in Center Clients Served	290
Drop-in Center Overnight Census	112
Faith Bed Census	4
Outreach Contacts	138
Outreach Placements	13
Safe Haven Utilization	1505
Veterans In Short-term Housing	170
Criminal Justice Short-term Housing	80

4 of 5 sites reporting  
 4 of 5 sites reporting  
 4 of 5 sites reporting

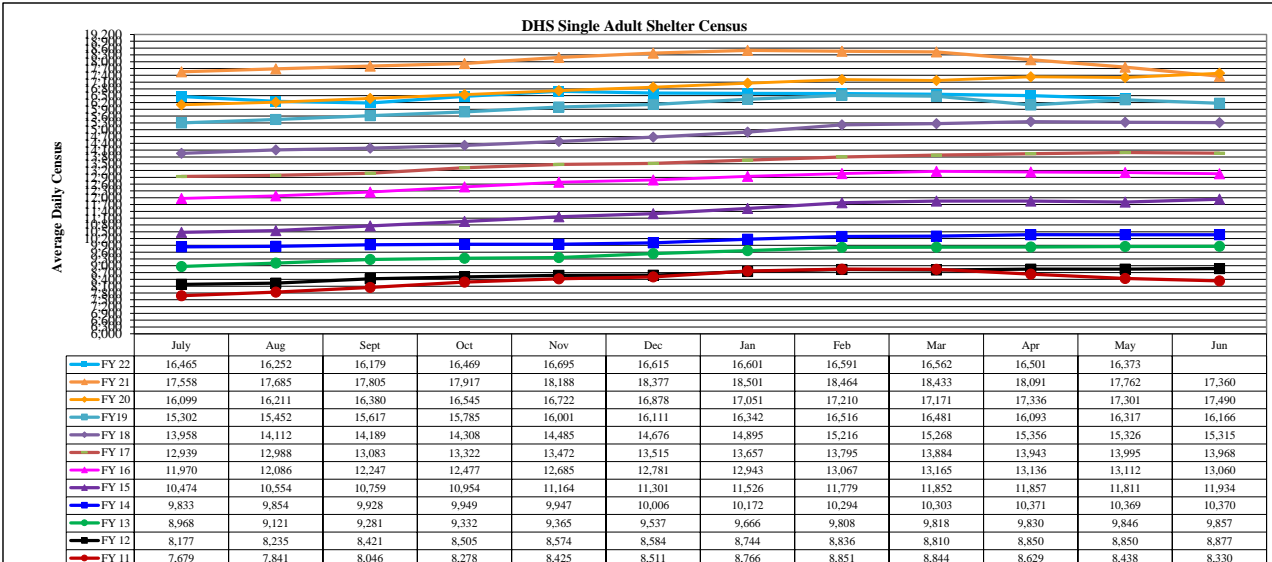
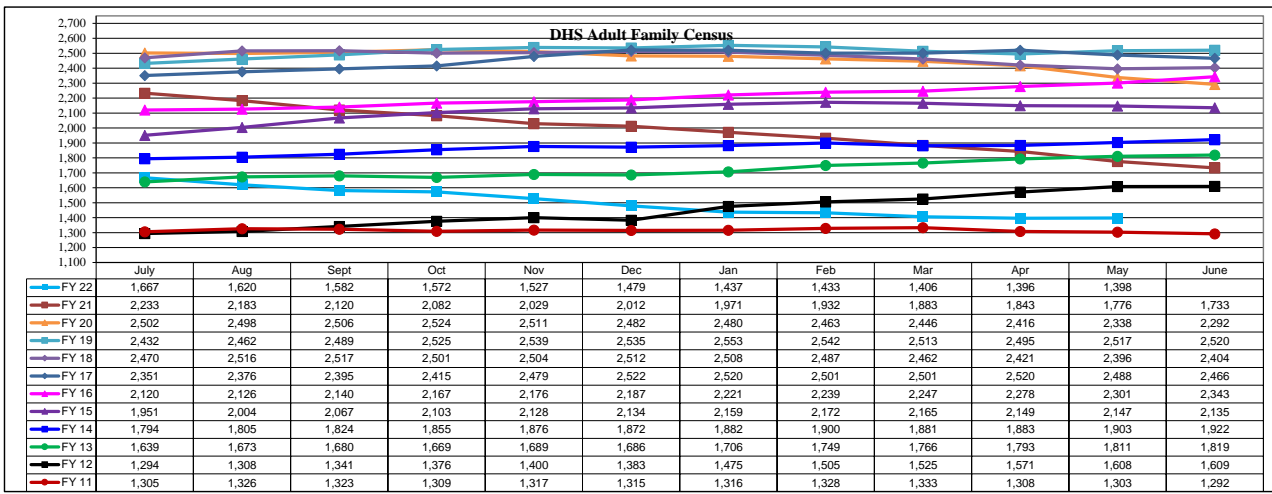
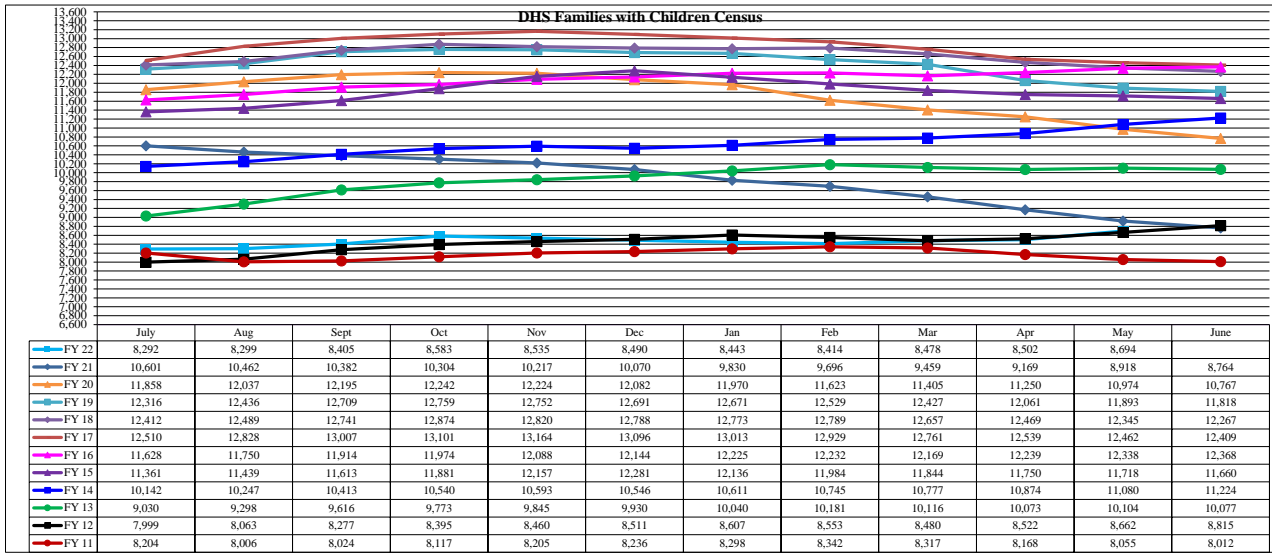
FAMILY INTAKE	
Families Requesting Temporary Housing at PATH	57
Adult Families Requesting Temporary Housing at AFIC	23
Families Placed in Overnight Accommodations	0
Families w/children at PATH Overnight (pre 10PM)	0

TOTAL SHELTER CENSUS	
Adults	31,094
Children	15,293
<b>Total Individuals</b>	<b>46,387</b>

SINGLE ADULTS	
Men	12,158
Women	3,983
<b>Total Single Adults</b>	<b>16,141</b>

FAMILIES WITH CHILDREN	
<b>Families</b>	8,922
Adults	12,037
Children	15,293
<b>Individuals</b>	<b>27,330</b>

ADULT FAMILIES CENSUS	
<b>Families</b>	1,386
<b>Individuals (Adults)</b>	<b>2,916</b>



\*Due to data conversion the average monthly census for December 2011 and January 2012 for Families with Children and Adult Families is based upon data for a partial month.