

Summer Youth Employment Program



ANNUAL SUMMARY 2016



Department of
Youth & Community
Development

GOALS

- ✓ Introduce and prepare youth for the world of work
- ✓ Explore career interests and acquire good work habits and skills
- ✓ Provide supplemental income

Summer Youth Employment Program



PROGRAM STRUCTURE

- 💡 Up to 6 weeks of paid work and educational experience
- 💡 New York State minimum wage of \$9.00 per hour
- 💡 Open to all NYC residents 14-24 years old
- 💡 Program Dates: July through August

PROGRAM HISTORY



2003

DYCD administers SYEP



2004

SYEP Online enrollment and timekeeping launched



2006

Online participant application system established



2008

Online worksite application launched



2011

Upgraded web-based Youth Employment Program System (YEPS)



2010

Introduction of free checking accounts offered to participants 18+



2009

Specialized services for Vulnerable Youth and Standardized Educational Component added



2016

Implemented EverFi's digital comprehensive Financial Empowerment Program.

Advanced release of the Ladders for Leaders application



2012

Online worksite application system created



2013

Program enhanced with specialized services for Younger Youth, Older Youth, Vulnerable Youth, and Ladders for Leaders



2014

Introduction of pilot initiatives like NYC Generation Tech that expose youth to different career fields



2015

Introduction of the financial empowerment Program Launch of Work, Learn and Grow Program with NYC Council support

FOUR SERVICE OPTIONS

SERVICE OPTIONS	DESCRIPTIONS
YOUNGER YOUTH	<ul style="list-style-type: none">■ Four hour orientation to introduce first time workers to program goals and expectations, work assignments, financial literacy, and information about workplace health and safety as well as labor laws for youth■ Fifteen hours of work experience per week that may include service learning and community service projects■ Five hours per week educational services that incorporate one hour of reflection■ 40 Providers
OLDER YOUTH	<ul style="list-style-type: none">■ Eight hour orientation focusing on work readiness, financial literacy, career exploration, health and wellness, and preparing for higher education■ Twenty-five hours per week of diverse and developmentally appropriate work experiences in the nonprofit, public, and private sectors■ 50 Providers
VULNERABLE YOUTH	<ul style="list-style-type: none">■ Specialized employment services for justice-involved, foster care, runaway/homeless, and youth receiving preventative services from the NYC Administration for Children Services■ Orientations and weekly meetings with youth designed to provide mentoring, counseling, and educational support■ 7 Providers
LADDERS FOR LEADERS	<ul style="list-style-type: none">■ Professional employer-paid internship program for high school and college students■ Participants selected through a competitive application process■ Advanced pre-employment training to prepare youth for interviews with prospective employers■ 6 Providers

2016 FACTS AND FIGURES

PARTICIPANTS


60,113

APPLICATIONS RECEIVED

139,916

LADDERS FOR LEADERS

1,538



PROGRAM FUNDING

\$93.4 M

TOTAL WORKSITES

10,850

VULNERABLE YOUTH

3,050

FASTFACTS

\$61.2 MILLION DOLLARS IN TOTAL PAYROLL

4,356 PRIVATE SECTOR WORKSITES COMPRISED 40% OF WORKSITES, AN INCREASE OF 5% FROM 2015

NOTABLE INDUSTRIES PARTICIPATING IN SYEP INCLUDE FASHION, HEALTHCARE, FINANCE, TECH & MANY MORE

1,033 NEW PRIVATE SECTOR WORKSITES DEVELOPED IN 2016, COMPARED TO 754 IN 2015

FUNDING SOURCES

TOTAL FUNDING

\$ \$93.4M

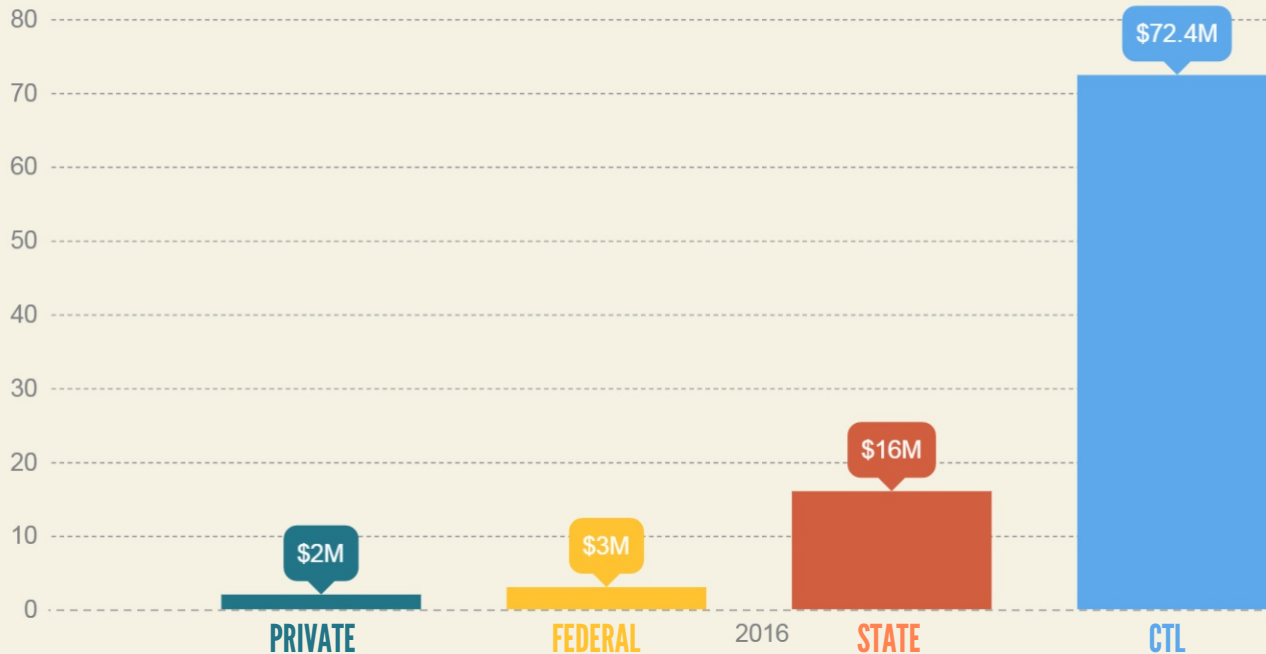
Abbreviations:

CTL: City Tax Levy

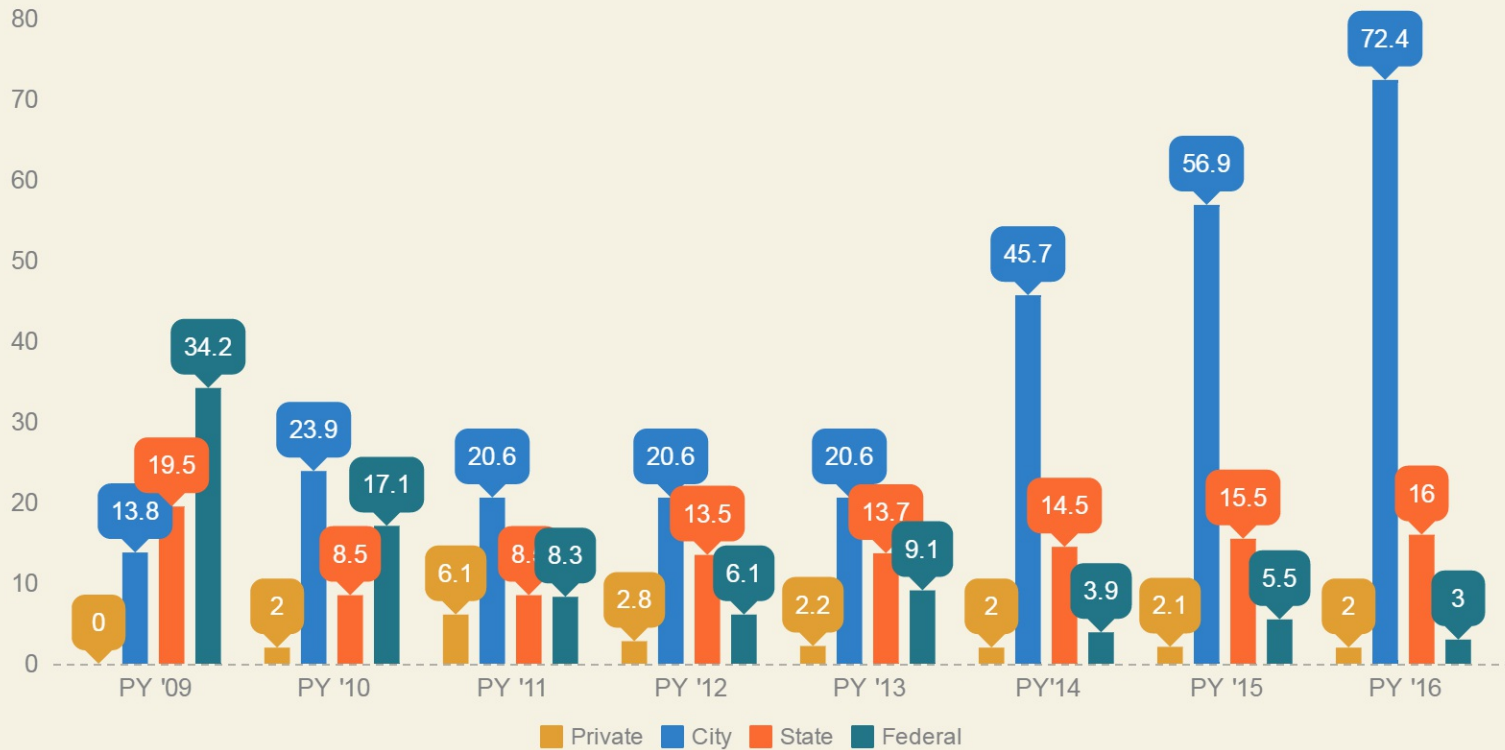
State: New York State

Federal

Private: Donations through the Mayor's Fund to Advance New York City



FUNDING AND ENROLLMENT

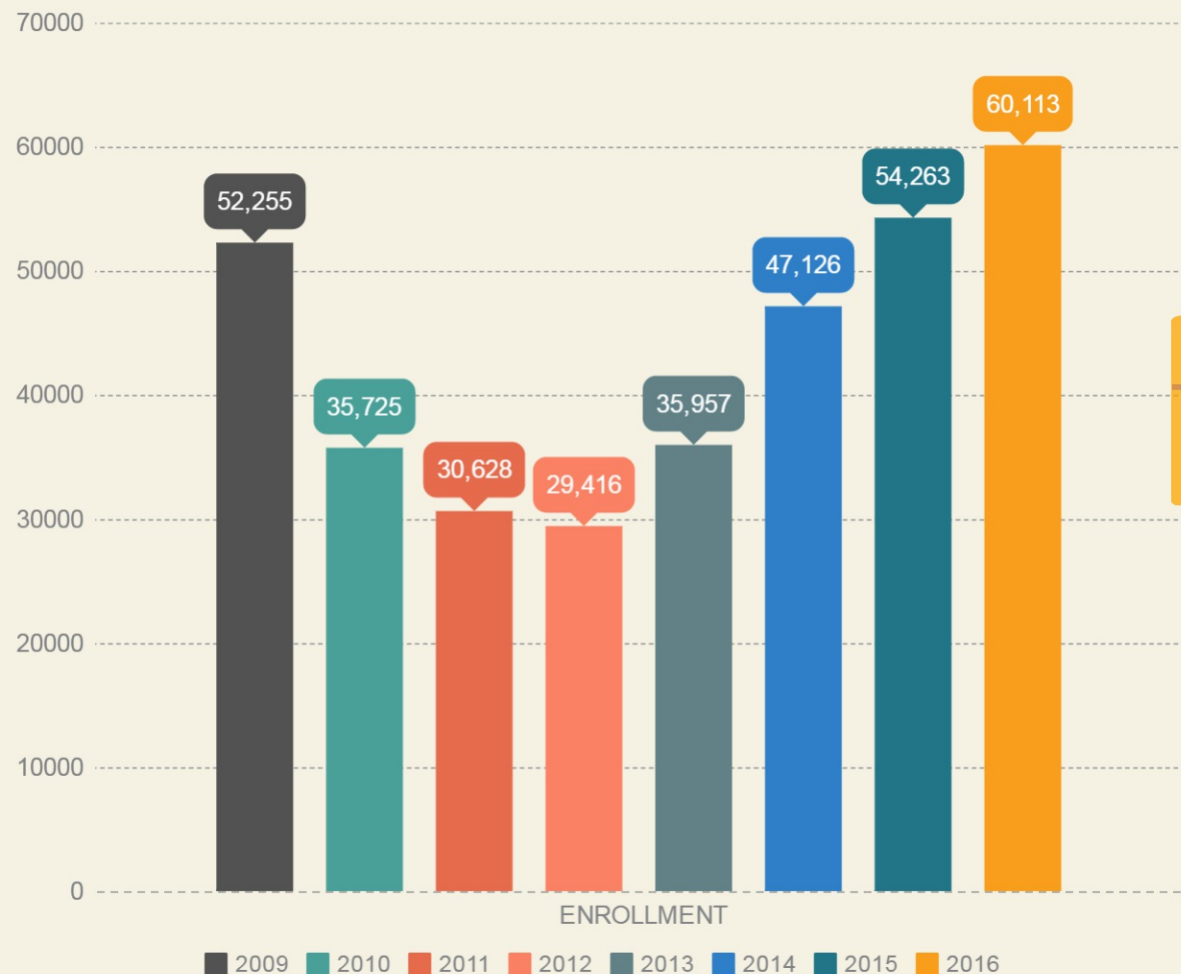


PY '09	PY '10	PY '11	PY '12	PY '13	PY '14	PY '15	PY '16
\$67.5 M FUNDING	\$51.5 M FUNDING	\$43.5 M FUNDING	\$43 M FUNDING	\$45.6 M FUNDING	\$66.1 M FUNDING	\$79.9 M FUNDING	\$93.4 M FUNDING
52,255 ENROLLED	35,725 ENROLLED	30,628 ENROLLED	29,416 ENROLLED	35,957 ENROLLED	47,126 ENROLLED	54,263 ENROLLED	60,113 ENROLLED
MIN WAGE: \$7.25	MIN WAGE: \$7.25	MIN WAGE: \$7.25	MIN WAGE: \$7.25	MIN WAGE: \$7.25	MIN WAGE: \$8.00	MIN WAGE: \$8.75	MIN WAGE: \$9.00

PROGRAM PARTNERS

BOROUGH	PROVIDERS			
BRONX	<ul style="list-style-type: none"> Aspira of New York BronxWorks Catholic Charities Community Services, Archdiocese of NY—Alianza Division 	<ul style="list-style-type: none"> Children's Arts & Science Workshops Community Association for Progressive Dominicans Kips Bay Boys and Girls Club 	<ul style="list-style-type: none"> Mosholu Montefiore Community Center Phipps Community Development Simpson Street Development Association SoBro Overall Economic Development Corporation 	<ul style="list-style-type: none"> The Children's Aid Society Wildcat Service Corporation Woodycrest Center for Human Development
BROOKLYN	<ul style="list-style-type: none"> Bedford Stuyvesant Restoration Corporation Brooklyn Neighborhood Improvement Association CAMBA Catholic Charities Neighborhood Services, Inc. Chinese-American Planning Council 	<ul style="list-style-type: none"> Community Counseling and Mediation Council of Jewish Organizations of Flatbush Cypress Hills Local Development Corporation Edith & Carl Marks Jewish Community House of Bensonhurst 	<ul style="list-style-type: none"> Henry Street Settlement Italian-American Civil Rights League JCC of Greater Coney Island National Society for Hebrew Day Schools Police Athletic League 	<ul style="list-style-type: none"> Research Foundation CUNY — Medgar Evers College Ridgewood Bushwick Senior Citizens Council SCO Family of Services — Center for Family Life Sesame Flyers International St. Nicks Alliance
MANHATTAN	<ul style="list-style-type: none"> Catholic Charities Community Services, Archdiocese of NY — Alianza Division Center for Alternative Sentencing and Employment Services (CASES) Chinatown Manpower Project 	<ul style="list-style-type: none"> Chinese-American Planning Council El Barrio's Operation Fight Back, Inc. Fedcap Rehabilitation Services Henry Street Settlement 	<ul style="list-style-type: none"> Inwood Community Services New York City Department of Education New York City Housing Authority New York City Mission Society 	<ul style="list-style-type: none"> PENCIL Police Athletic League The Children's Aid Society YM-YWHA Washington Heights of Inwood
QUEENS & STATEN ISLAND	<ul style="list-style-type: none"> Central Queens YM & YWHA Chinese-American Planning Council Greater Ridgewood Youth Council 	<ul style="list-style-type: none"> HANAC Henry Street Settlement Jacob A. Riis Neighborhood Settlement 	<ul style="list-style-type: none"> Police Athletic League Queens Community House Research Foundation CUNY — LaGuardia Community College 	<ul style="list-style-type: none"> Rockaway Development and Revitalization Corporation Southern Queens Park Association United Activities Unlimited (Staten Island)

ENROLLMENT

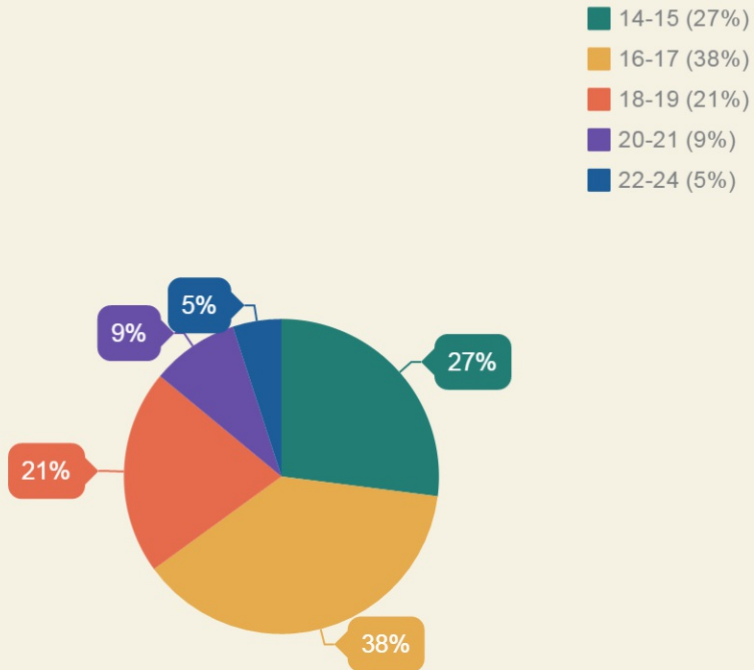


FAST FACTS

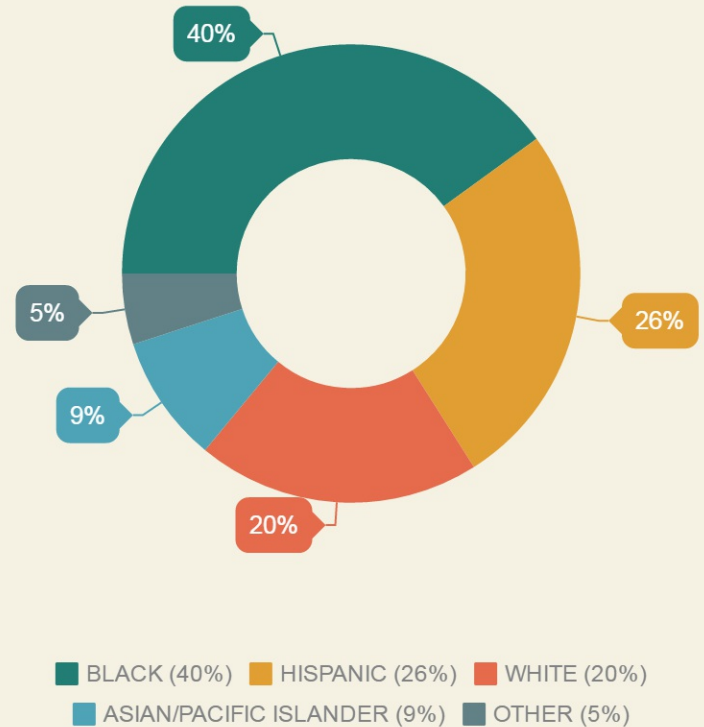
✓ 60,113 participants enrolled in 2016

ENROLLMENT BREAKDOWN

BY AGE

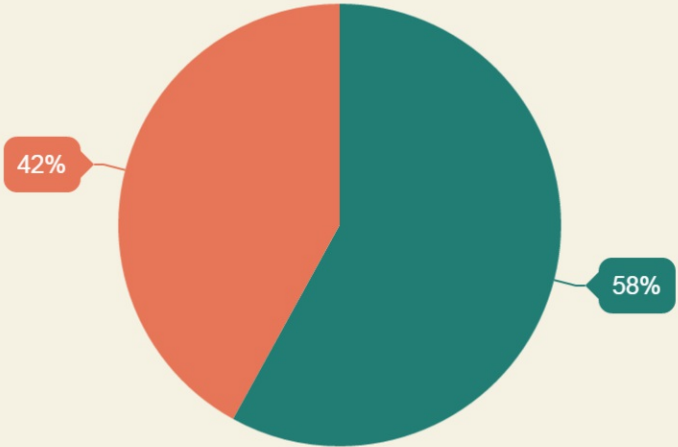


BY ETHNICITY




ENROLLMENT BREAKDOWN

BY GENDER



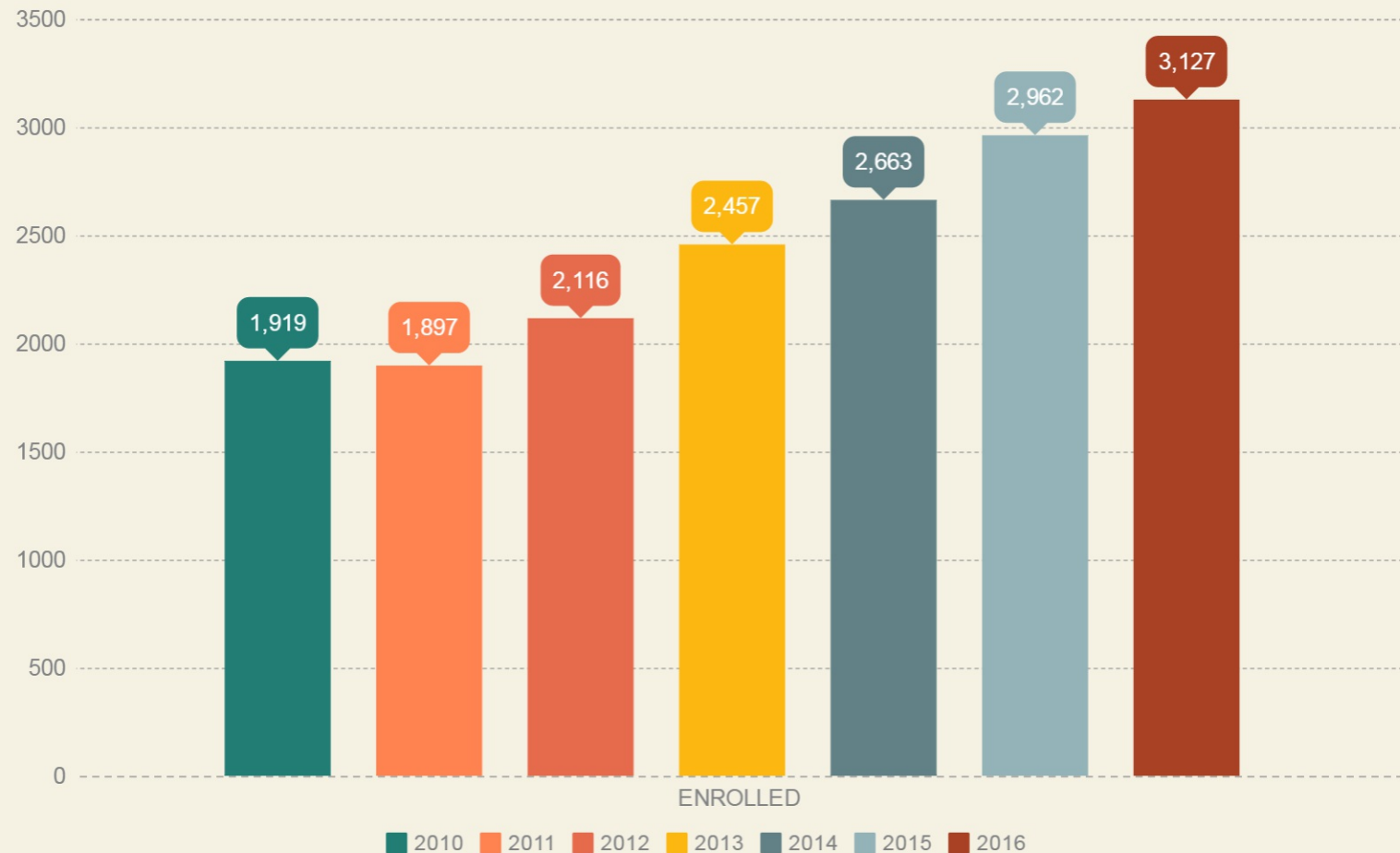
■ FEMALE (58%) ■ MALE (42%)

BY BOROUGH

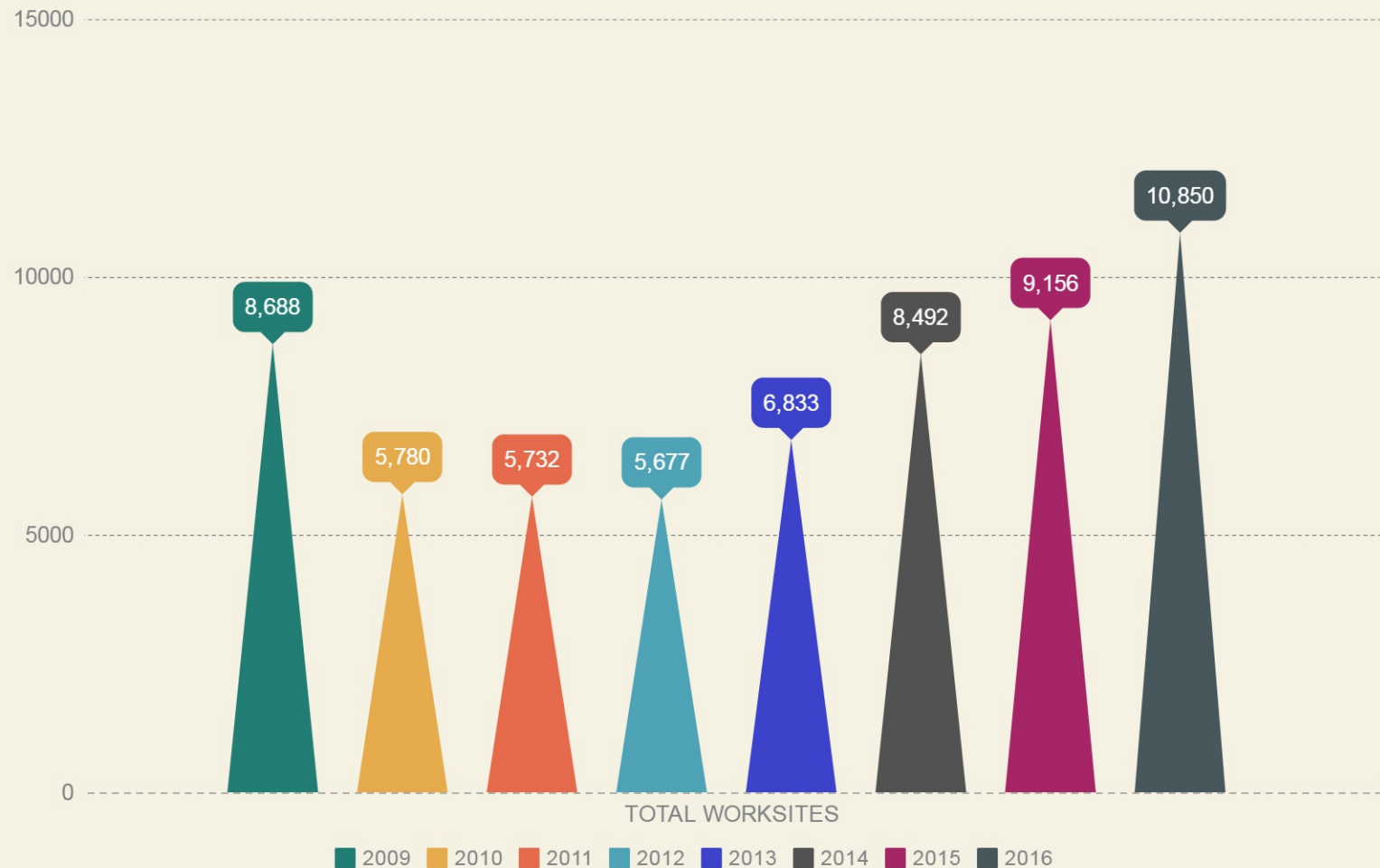


■ Brooklyn (41%) ■ Bronx (23%) ■ Manhattan (10%)
■ Queens (19%) ■ Staten Island (7%)

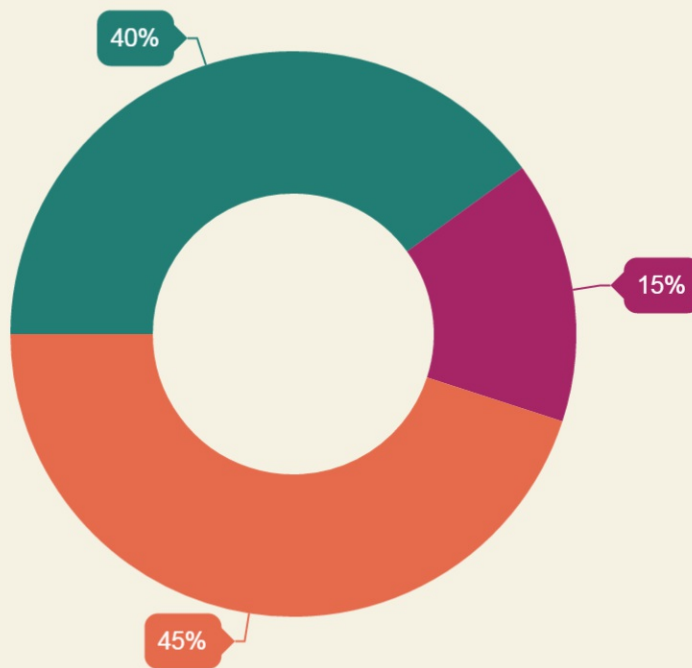
YOUTH WITH DISABILITIES ENROLLED



TOTAL WORKSITES



WORKSITE SECTOR BREAKDOWN



NON-PROFIT
4,842

PRIVATE
4,356

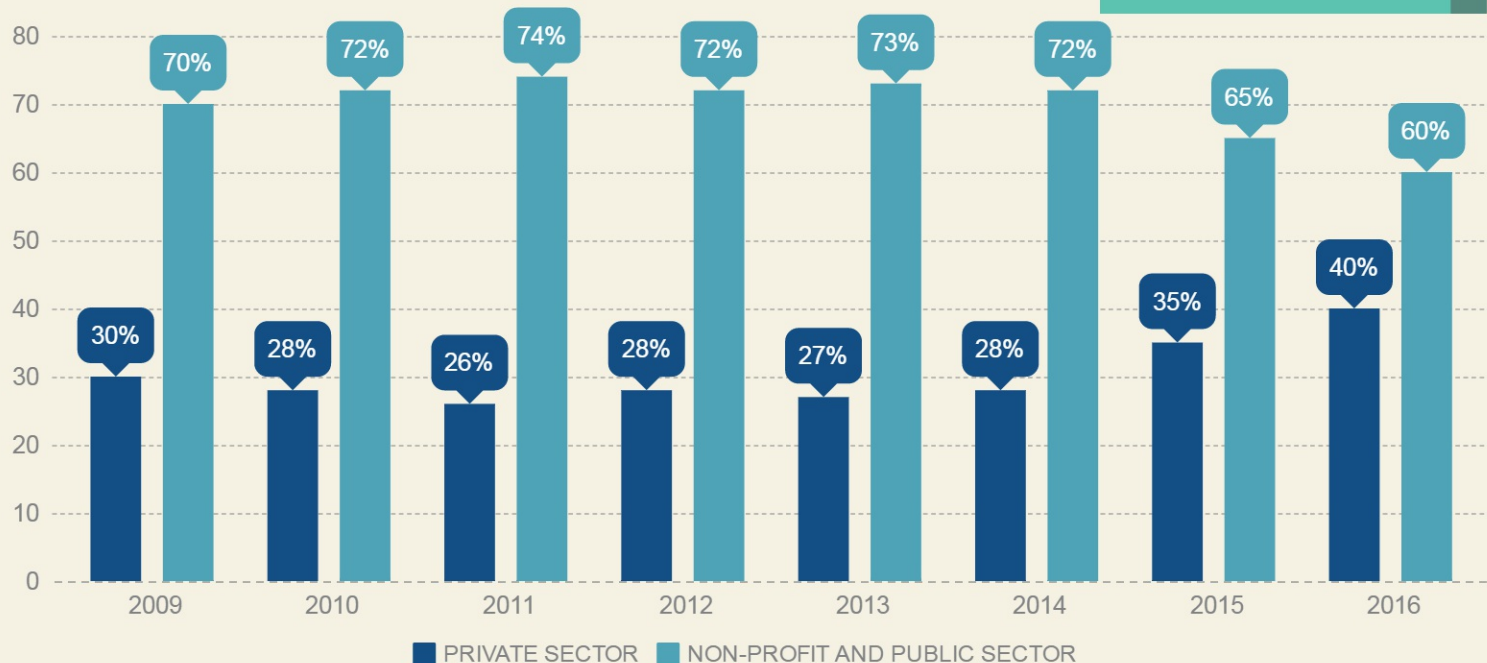
PUBLIC
1,652

■ PRIVATE (40%) ■ PUBLIC (15%) ■ NON-PROFIT (45%)

PRIVATE SECTOR WORKSITES %

40%

private sector
worksites, an increase
of 5% from 2015



EMPLOYER HIGHLIGHTS



FASHION

COACH
KATE SPADE
RALPH LAUREN



CULTURAL INSTITUTIONS

BROOKLYN CHILDREN'S MUSEUM
MUSEUM OF THE MOVING IMAGE
THE METROPOLITAN MUSEUM OF ART



REAL ESTATE

TISHMAN SPEYER
RAPID REALTY
SOTHEBY'S



RETAIL

CVS
MODELL'S
WALGREENS



FINANCIAL

AMALGAMATED BANK
BANK OF AMERICA
JP MORGAN CHASE



CITY AGENCIES

NYC OFFICE OF CHIEF MEDICAL EXAMINER
NYC DEPARTMENT OF ENVIRONMENTAL PROTECTION
NYC DEPARTMENT OF DESIGN AND CONSTRUCTION



HEALTH CARE

MAIMONIDES HOSPITAL
MOUNT SINAI HOSPITAL
QUEENS HOSPITAL CENTER




MEDIA AND ENTERTAINMENT

EMMIS COMMUNICATIONS
THEATREWORKS USA
VP RECORDS

WORK READINESS TRAINING

EDUCATIONAL COMPONENT

All participants attended pre-employment orientations that highlighted:

-  Program Goals & Expectations
-  Teamwork and Conflict Resolution
-  Workplace Safety and Labor Laws
-  Supplementary Work Readiness Topics



TOPICS COVERED



Work Readiness and Workplace Etiquette



Continuing Education and Career Exploration



Financial Literacy and Budget Planning



Applying and Interviewing for a Job



Health & Wellness and Stress & Time Management



Values, Life Goals and Leadership skills

YOUNGER YOUTH: SERVICE LEARNING

YOUNGER YOUTH

Several Younger Youth providers offered project-based worksites developed to cultivate an ethic of service and reinforce core competencies such as interpersonal, communication, and decision-making skills

SERVICE LEARNING COUNT

Providers- 22

Projects- 71

Community Partners- 109

POPULAR PROJECT THEMES



Civic Participation & Social Change



Health and Well Being



Healthy Food & Nutrition



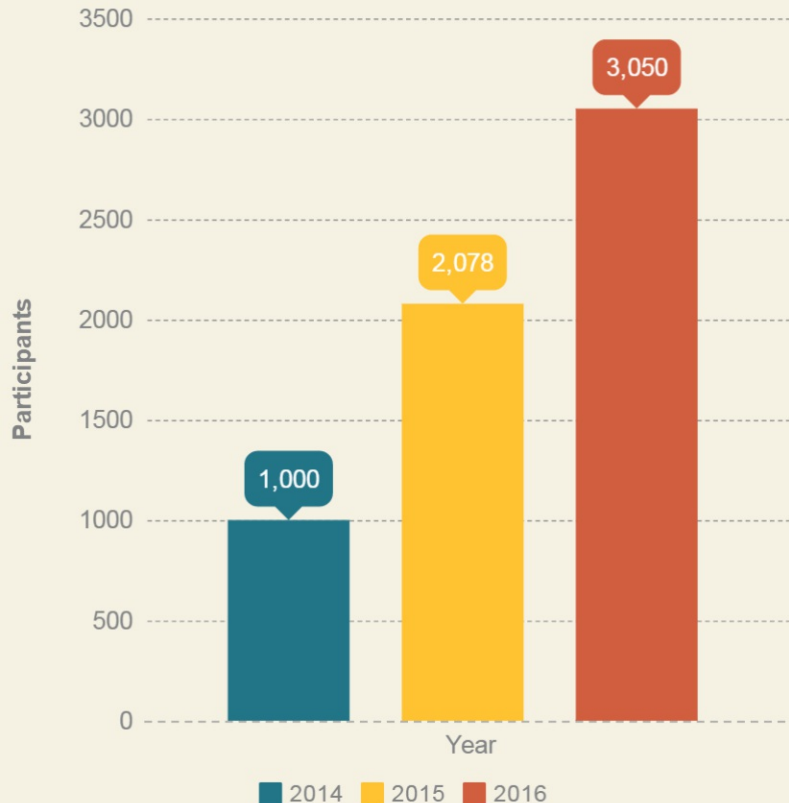
Environmental Justice



College Readiness

VULNERABLE YOUTH

VY PROGRAM GROWTH OVER THE PAST THREE YEARS



BARRIERS INCLUDE



Foster Care



Justice Involved



Runaway/Homeless



Receiving ACS Preventive Services



Special Projects

70 young people participated in Techie Youth's Computer Training program where they learned the ins and outs of computers, skills that'll eventually help them land a job in the growing IT sector.

LADDERS FOR LEADERS

Launched in 2006, Ladders for Leaders is a nationally recognized program that offers outstanding high school and college students the opportunity to participate in paid professional summer internships with leading corporations, non-profit organizations and government agencies in New York City.



PARTICIPANTS

1,538



Increase of 48%
from 2015



APPLICATIONS

6,115



Increase of 120%
from 2015



WORKSITES

475



Increase of 148%
from 2015



HIRED

34%



Received an offer to
continue employment
after the program

PARTICIPANT PAY

PARTNERSHIP WITH FINANCIAL INSTITUTIONS

3 Bank and ATM networks provided fee-free ATM transactions, including:



Citibank



HSBC



TD Bank



2016 SYEP PARTICIPANT

My SYEP experience was overall a great opportunity. I gained a lot of knowledge from it and learned how to budget, manage, and save money.

PARTICIPANTS PROVIDED ACCESS TO

- ✓ Visa branded card with fee-free store transactions
- ✓ Pay card usage instruction materials
- ✓ Online card activity information and end-of-program earnings statement
- ✓ Direct deposit available to all youth with bank accounts
- ✓ Split Direct Deposit and Savings Account Options
- ✓ Accounts update via text message

SYEP FINANCIAL EMPOWERMENT

PROJECTED GOALS



INCREASE BANKING
ACCESS



TEACH YOUTH MONEY
MANAGEMENT AND
BUDGETING



INCREASE DIRECT
DEPOSIT ENROLLMENT

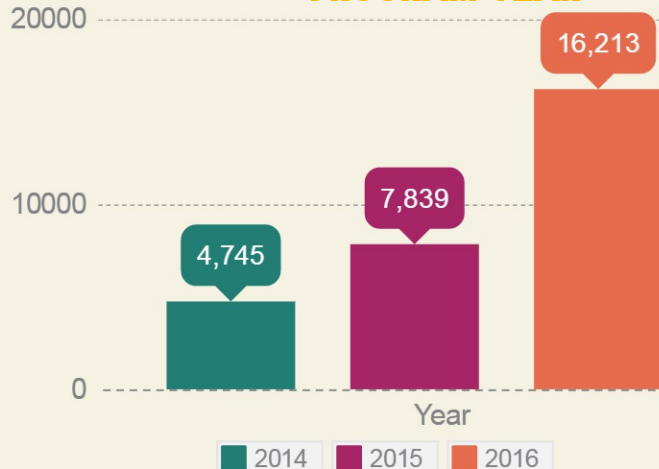


IMPROVE PARTNERSHIP WITH
BANKING INSTITUTIONS



ENCOURAGE SAVINGS

DIRECT DEPOSIT USERS BY PROGRAM YEAR



Direct Deposit

FINANCIAL LITERACY FAST FACTS

16,213 PARTICIPANTS
ENROLLED IN DIRECT
DEPOSIT

100% INCREASE IN
DIRECT DEPOSIT
USE

Over 60,000 YOUTH
HAVE PARTICIPATED
IN FINANCIAL
EDUCATION

17 PROVIDERS UTILIZED
EVER-FI'S COMPREHENSIVE
FINANCIAL EMPOWERMENT
PROGRAM

WHY SYEP MATTERS?

Studies have proven that SYEP saves lives, lowers incarceration and increases school attendance rates among youth in NYC.

SYEP not only boosted youth's near-term earnings but also decreased rates of imprisonment and saved lives.

The Wharton School

Students who participated in SYEP had better attendance rates and made more academic effort in the following year.

New York University

SYEP can improve educational outcomes and social and emotional development, and decrease negative behaviors...

Brookings Institute/The Hamilton Project