

**DAILY REPORT**

4/11/2023

(Data from Monday, April 10, 2023)

SINGLE ADULTS	
Drop-in Center Clients Served	407
Drop-in Center Overnight Census	170
Faith Bed Census	29
Outreach Contacts	341
Outreach Placements	28
Safe Haven Utilization	1554
Veterans In Short-term Housing	220
Criminal Justice Short-term Housing (Note: This count is also included in the <b>TOTAL SHELTER CENSUS</b> )	154

5 of 6 sites reporting  
 5 of 6 sites reporting  
 5 of 6 sites reporting

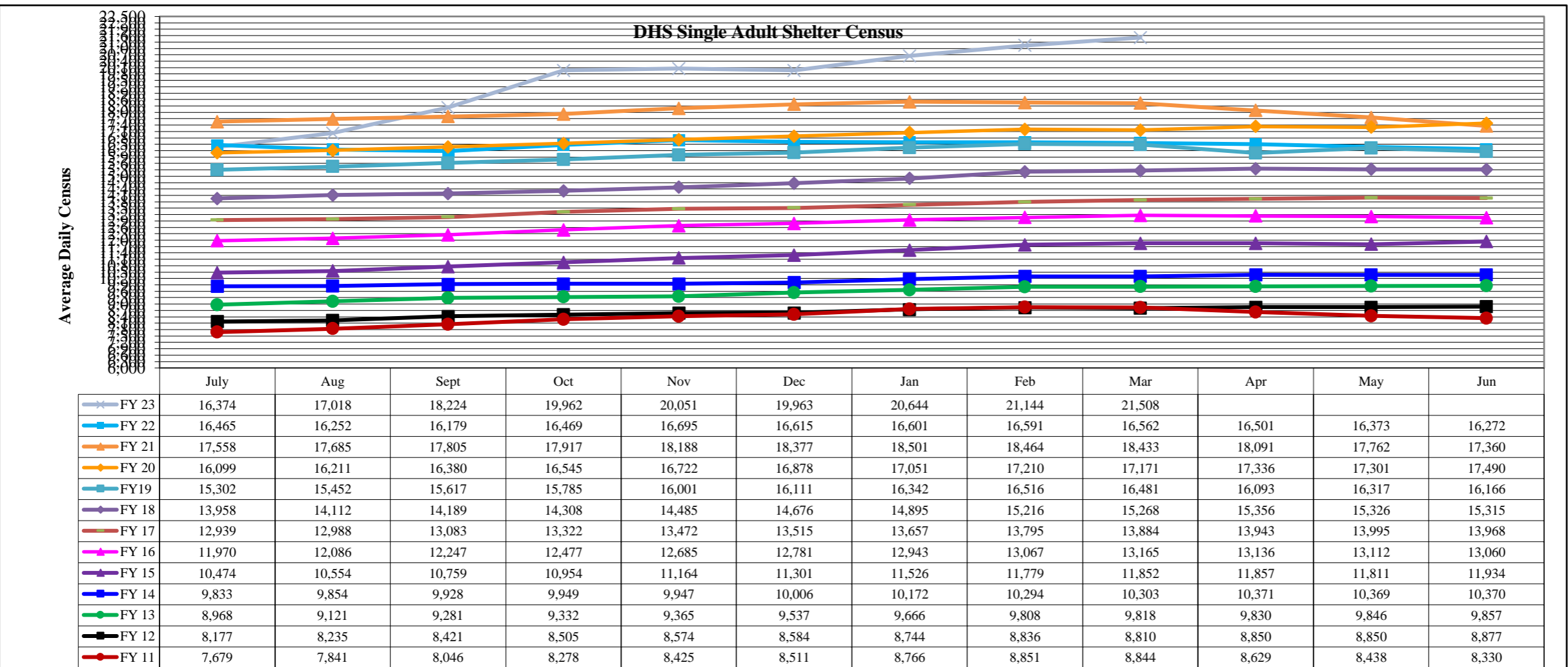
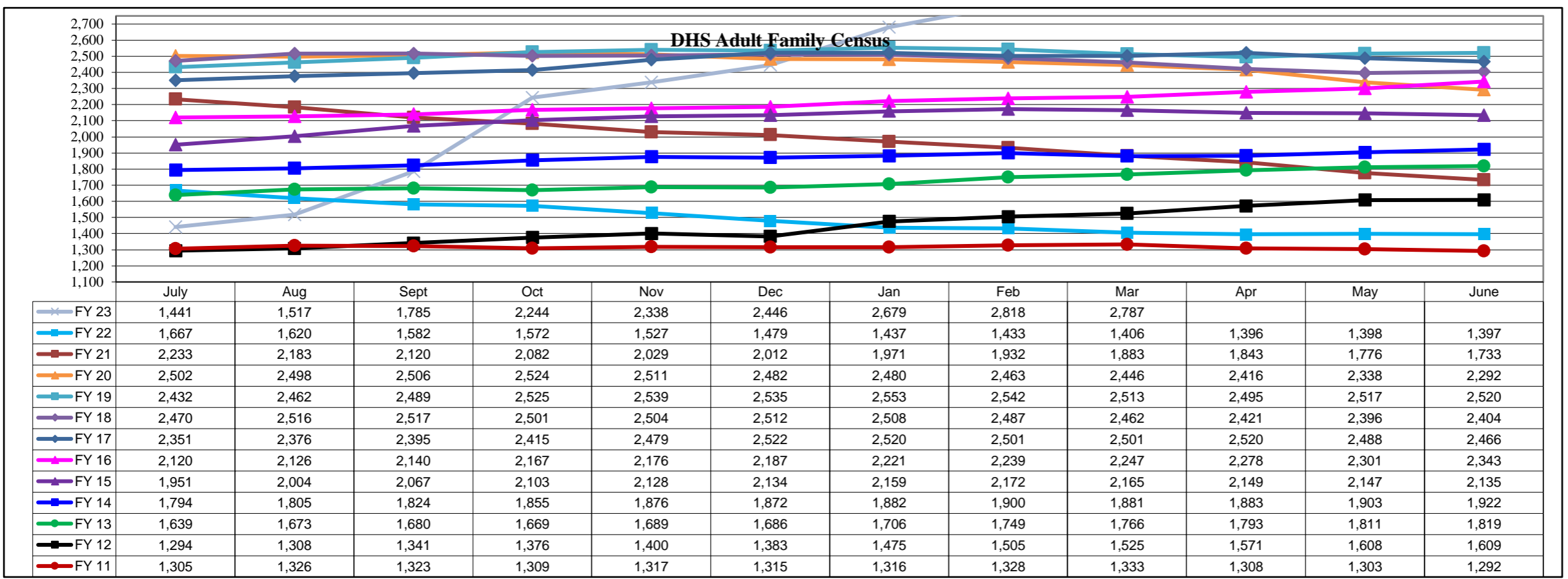
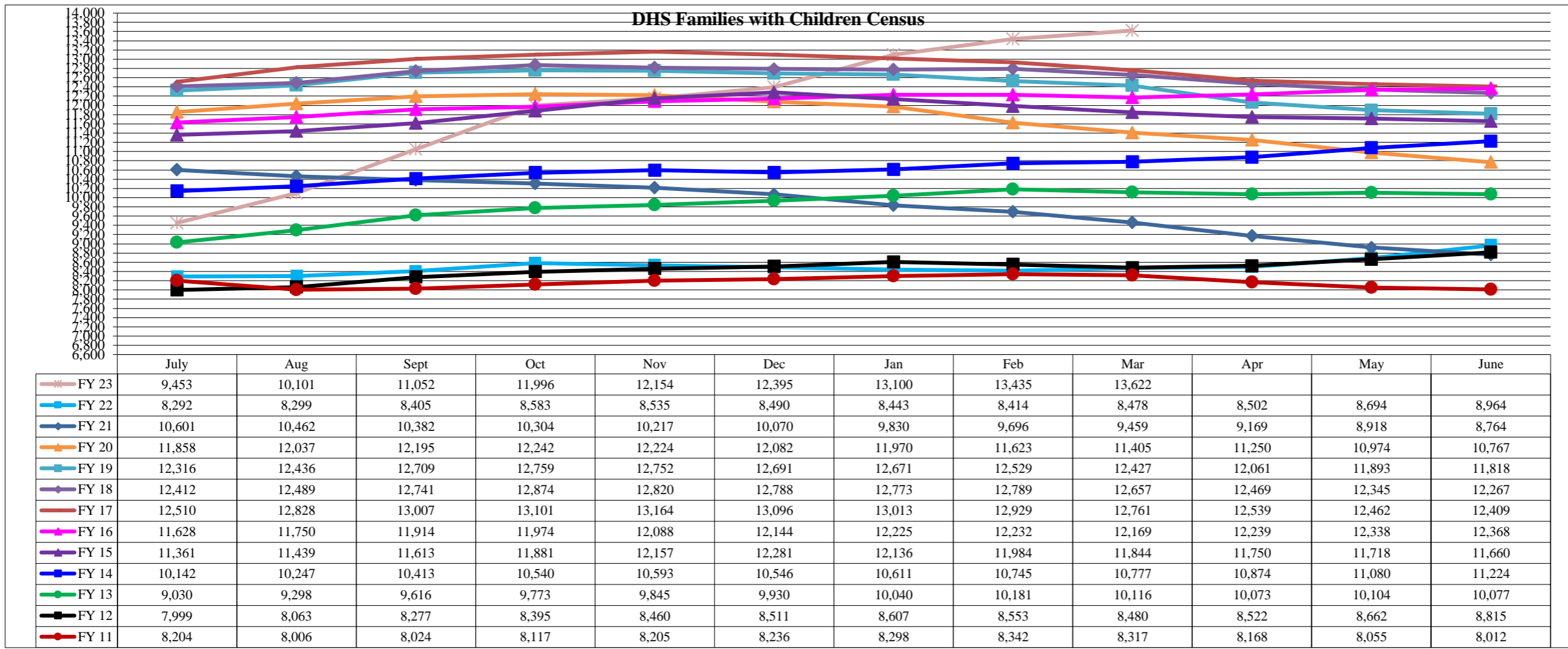
FAMILY INTAKE	
Families with Children Requesting Temporary Housing	182
Adult Families Requesting Temporary Housing	30
Families Placed in Overnight Accommodations	0
Families w/children at PATH Overnight (pre 10PM)	0

TOTAL SHELTER CENSUS	
Adults	49,926
Children	23,942
<b>Total Individuals</b>	<b>73,868</b>

SINGLE ADULTS	
Men	17,462
Women	4,581
<b>Total Single Adults</b>	<b>22,043</b>

FAMILIES WITH CHILDREN	
<b>Families</b>	14,079
Adults	21,808
Children	23,942
<b>Individuals</b>	<b>45,750</b>

ADULT FAMILIES CENSUS	
<b>Families</b>	2,866
<b>Individuals (Adults)</b>	<b>6,075</b>



\*Due to data conversion the average monthly census for December 2011 and January 2012 for Families with Children and Adult Families is based upon data for a partial month.