

DAILY REPORT

5/12/2020

(Data from Monday, May 11, 2020)

SINGLE ADULTS	
Drop-in Center Clients Served	526
Drop-in Center Overnight Census	188
Faith Bed Census	50
Outreach Contacts	285
Outreach Placements	44
Safe Haven Utilization	1077
Veterans In Short-term Housing	246
Criminal Justice Short-term Housing	128

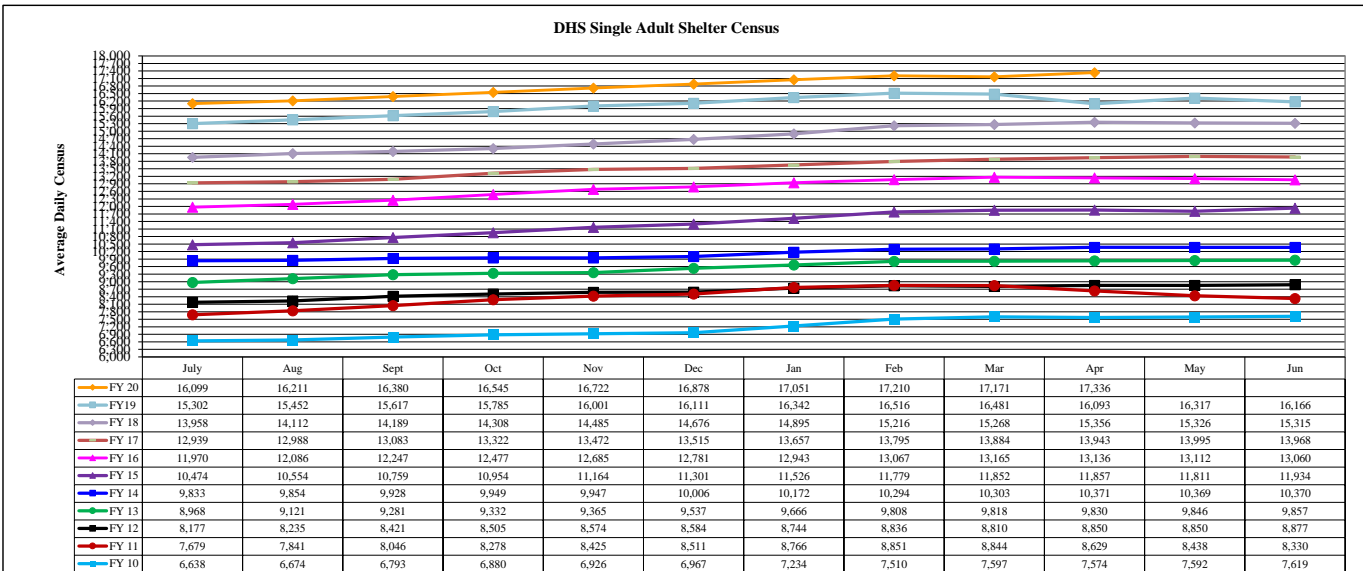
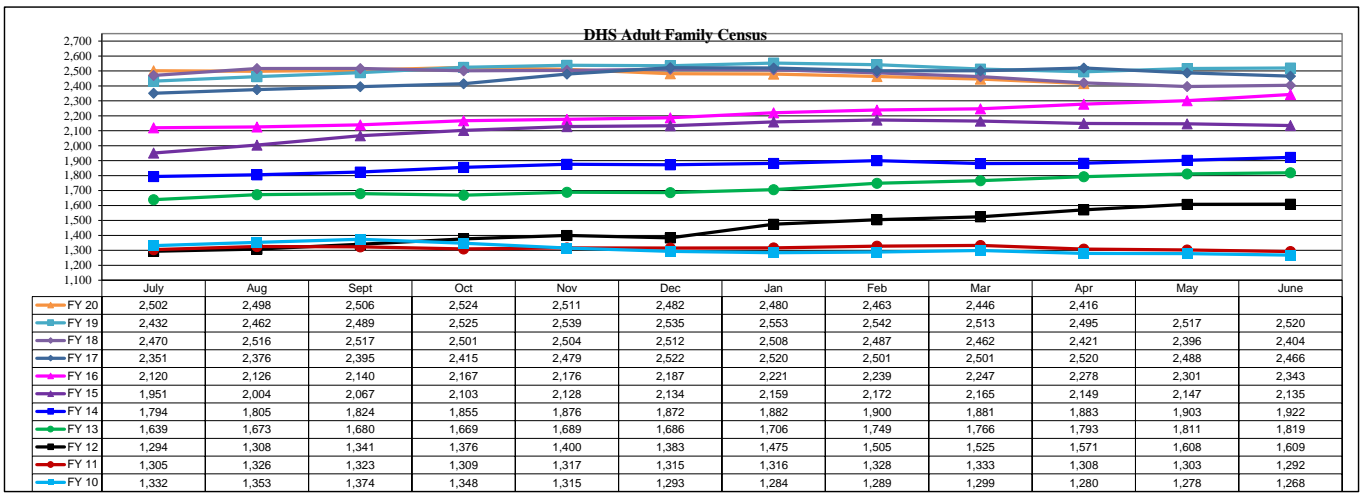
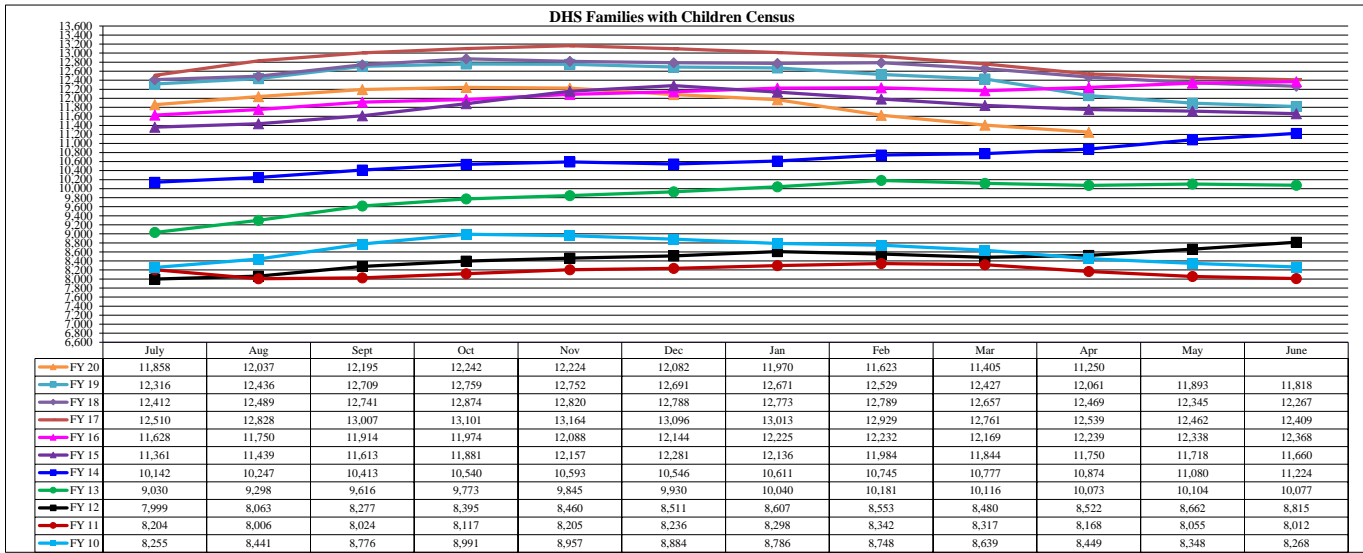
FAMILY INTAKE	
Families Requesting Temporary Housing at PATH	65
Adult Families Requesting Temporary Housing at AFIC	16
Families Placed in Overnight Accommodations	0
Families w/children at PATH Overnight (pre 10PM)	0

TOTAL SHELTER CENSUS	
Adults	37,099
Children	19,700
Total Individuals	56,799

SINGLE ADULT SHELTER CENSUS	
Men	12,810
Women	4,561
Total Single Adults	17,371

FAMILIES WITH CHILDREN CENSUS	
Families	11,014
Adults	14,750
Children	19,700
Individuals	34,450

ADULT FAMILIES CENSUS	
Families	2,356
Individuals (Adults)	4,978



*Due to data conversion the average monthly census for December 2011 and January 2012 for Families with Children and Adult Families is based upon data for a partial month.