

**DAILY REPORT**

7/20/2020

(Data from Sunday, July 19, 2020)

Code Red

SINGLE ADULTS	
Drop-in Center Clients Served	334
Drop-in Center Overnight Census	90
Faith Bed Census	40
Outreach Contacts	189
Outreach Placements	5
Safe Haven Utilization	1095
Veterans In Short-term Housing	239
Criminal Justice Short-term Housing	118

Incomplete (4)  
 Incomplete (4)  
 Incomplete (4)

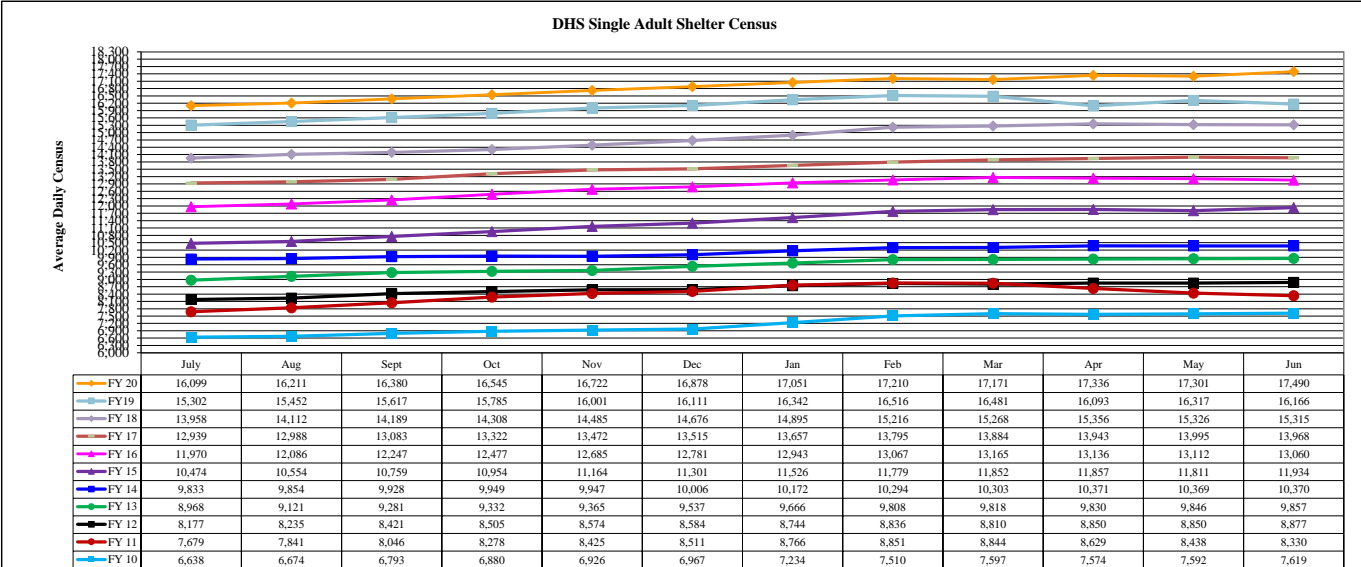
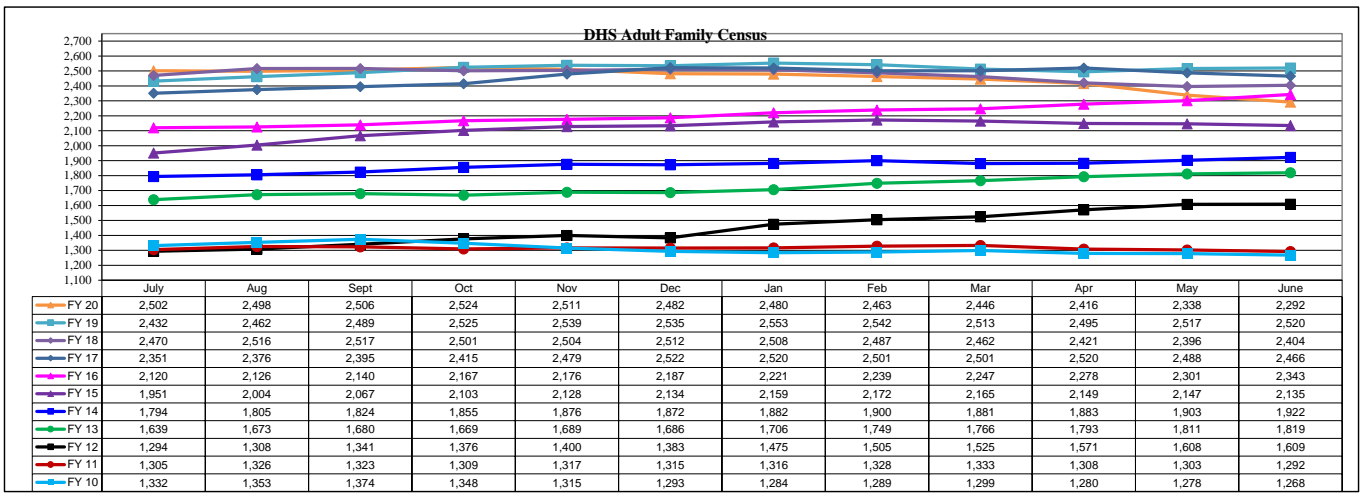
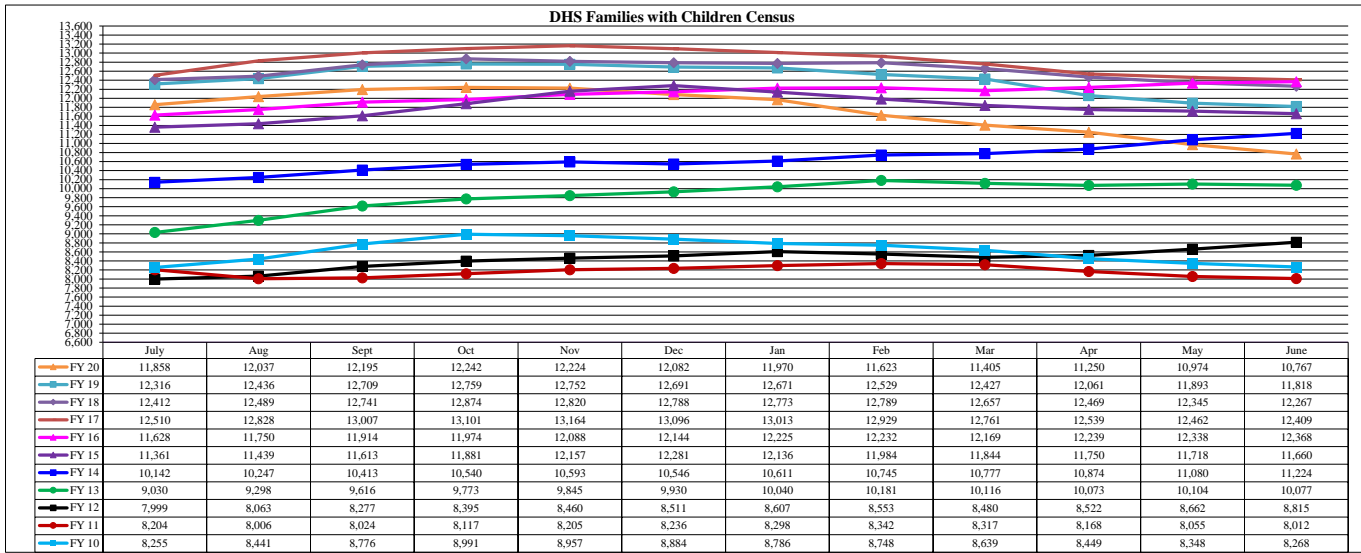
FAMILY INTAKE	
Families Requesting Temporary Housing at PATH	58
Adult Families Requesting Temporary Housing at AFIC	71
Families Placed in Overnight Accommodations	6
Families w/children at PATH Overnight (pre 10PM)	0

TOTAL SHELTER CENSUS	
Adults	36,409
Children	18,825
<b>Total Individuals</b>	<b>55,234</b>

SINGLE ADULT SHELTER CENSUS	
Men	13,081
Women	4,478
<b>Total Single Adults</b>	<b>17,559</b>

FAMILIES WITH CHILDREN CENSUS	
<b>Families</b>	10,577
Adults	14,127
Children	18,825
<b>Individuals</b>	<b>32,952</b>

ADULT FAMILIES CENSUS	
<b>Families</b>	2,235
<b>Individuals (Adults)</b>	<b>4,723</b>



\*Due to data conversion the average monthly census for December 2011 and January 2012 for Families with Children and Adult Families is based upon data for a partial month.