

DAILY REPORT

11/25/2020

(Data from Tuesday, November 24, 2020)

SINGLE ADULTS	
Drop-in Center Clients Served	457
Drop-in Center Overnight Census	171
Faith Bed Census	47
Outreach Contacts	160
Outreach Placements	30
Safe Haven Utilization	1132
Veterans In Short-term Housing	231
Criminal Justice Short-term Housing	121

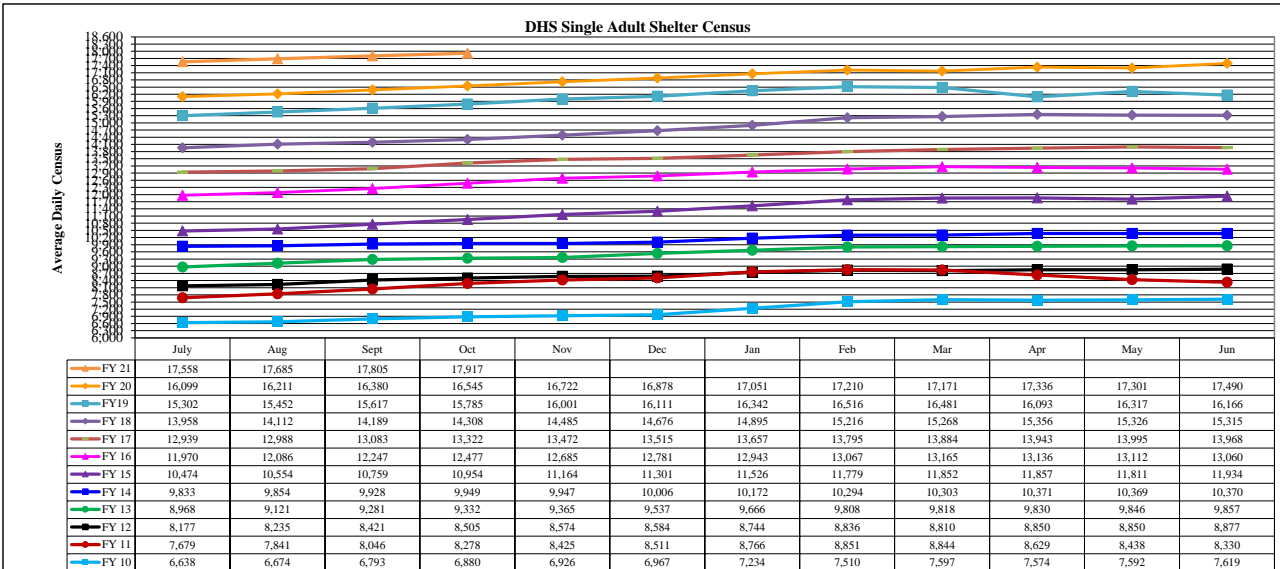
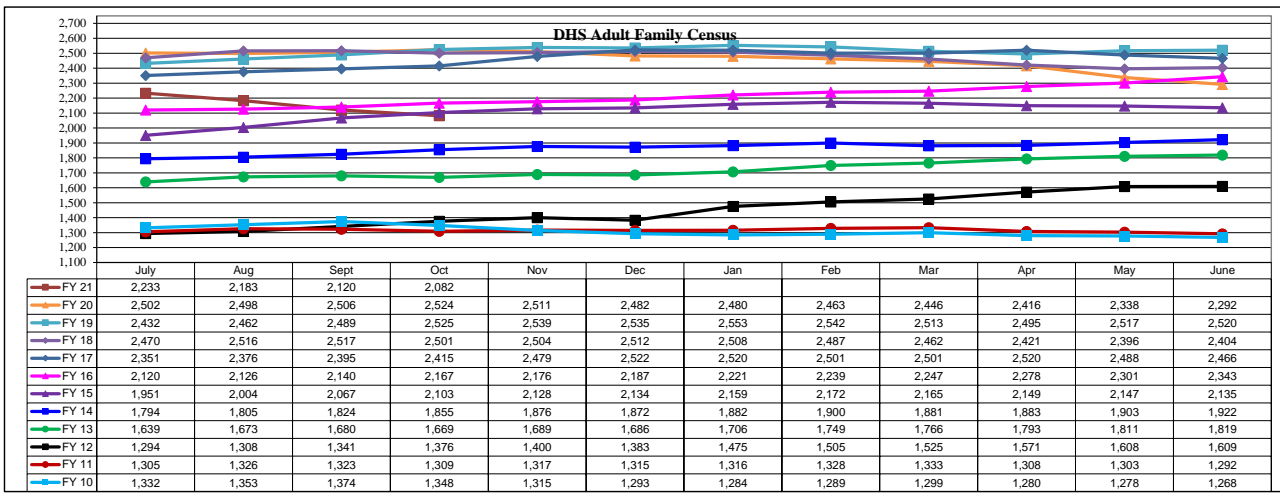
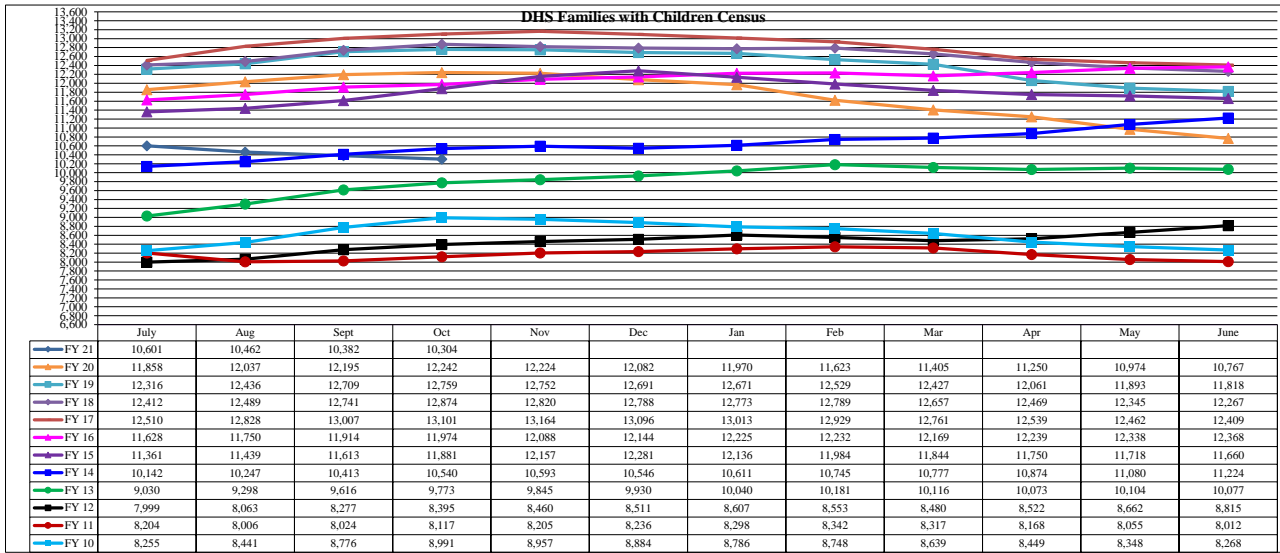
FAMILY INTAKE	
Families Requesting Temporary Housing at PATH	142
Adult Families Requesting Temporary Housing at AFIC	21
Families Placed in Overnight Accommodations	0
Families w/children at PATH Overnight (pre 10PM)	0

TOTAL SHELTER CENSUS	
Adults	35,854
Children	17,899
Total Individuals	53,753

SINGLE ADULTS	
Men	13,668
Women	4,532
Total Single Adults	18,200

FAMILIES WITH CHILDREN CENSUS	
Families	10,202
Adults	13,411
Children	17,899
Individuals	31,310

ADULT FAMILIES CENSUS	
Families	2,009
Individuals (Adults)	4,243



*Due to data conversion the average monthly census for December 2011 and January 2012 for Families with Children and Adult Families is based upon data for a partial month.