

**DAILY REPORT**

2/27/2020

(Data from Wednesday, February 26, 2020)

Code Blue

SINGLE ADULTS	
Drop-in Center Clients Served	676
Drop-in Center Overnight Census	271
Faith Bed Census	173
Outreach Contacts	346
Outreach Placements	25
Safe Haven Utilization	1060
Veterans In Short-term Housing	236
Criminal Justice Short-term Housing	218

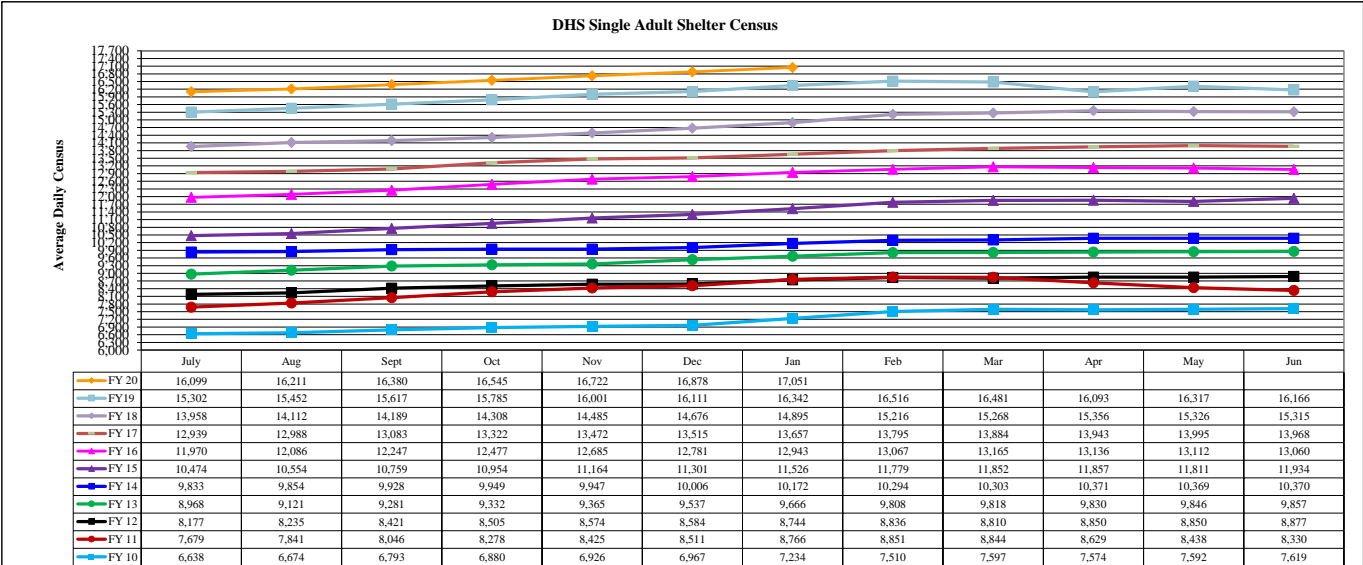
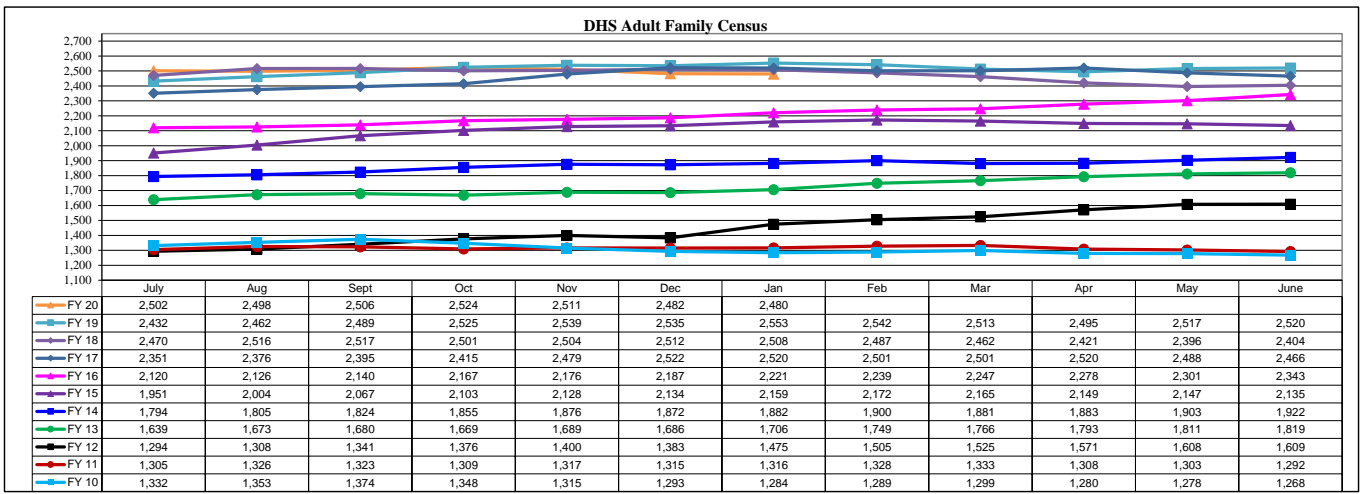
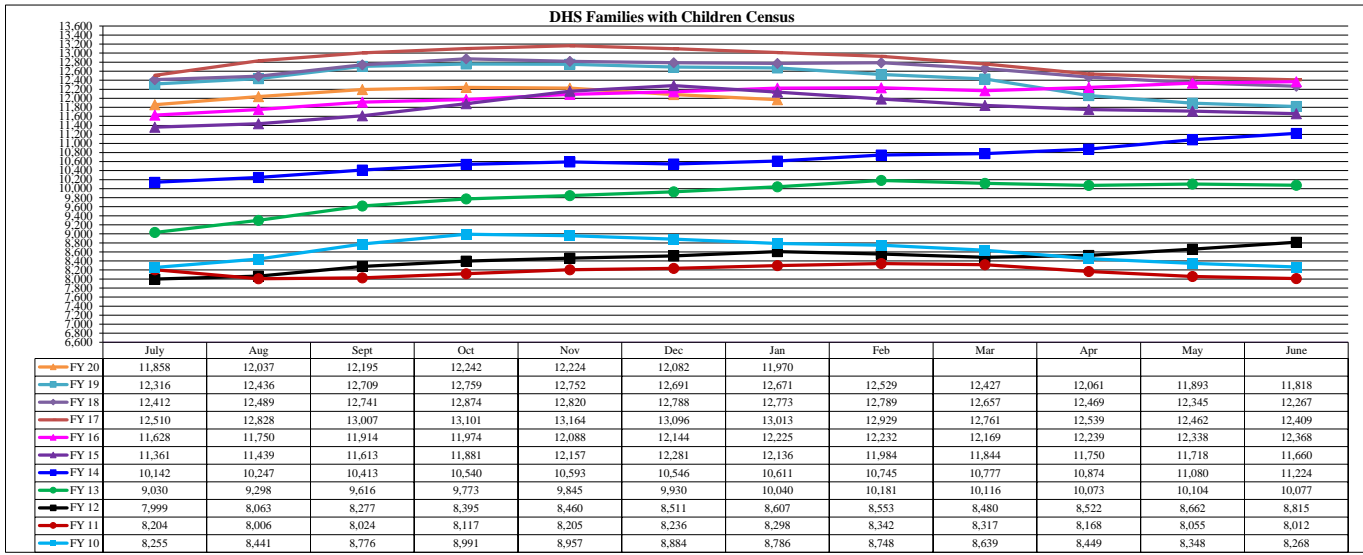
FAMILY INTAKE	
Families Requesting Temporary Housing at PATH	67
Adult Families Requesting Temporary Housing at AFIC	13
Families Placed in Overnight Accommodations	0
Families w/children at PATH Overnight (pre 10PM)	0

TOTAL SHELTER CENSUS	
Adults	37,879
Children	20,664
<b>Total Individuals</b>	<b>58,543</b>

SINGLE ADULT SHELTER CENSUS	
Men	12,579
Women	4,681
<b>Total Single Adults</b>	<b>17,260</b>

FAMILIES WITH CHILDREN CENSUS	
Families	11,516
Adults	15,437
Children	20,664
<b>Individuals</b>	<b>36,101</b>

ADULT FAMILIES CENSUS	
Families	2,458
<b>Individuals (Adults)</b>	<b>5,182</b>



\*Due to data conversion the average monthly census for December 2011 and January 2012 for Families with Children and Adult Families is based upon data for a partial month.