

**DAILY REPORT**

8/20/2020

(Data from Wednesday, August 19, 2020)

SINGLE ADULTS	
Drop-in Center Clients Served	331
Drop-in Center Overnight Census	112
Faith Bed Census	28
Outreach Contacts	343
Outreach Placements	14
Safe Haven Utilization	1086
Veterans In Short-term Housing	228
Criminal Justice Short-term Housing	115

4 of 6 sites reporting  
 4 of 6 sites reporting  
 4 of 6 sites reporting

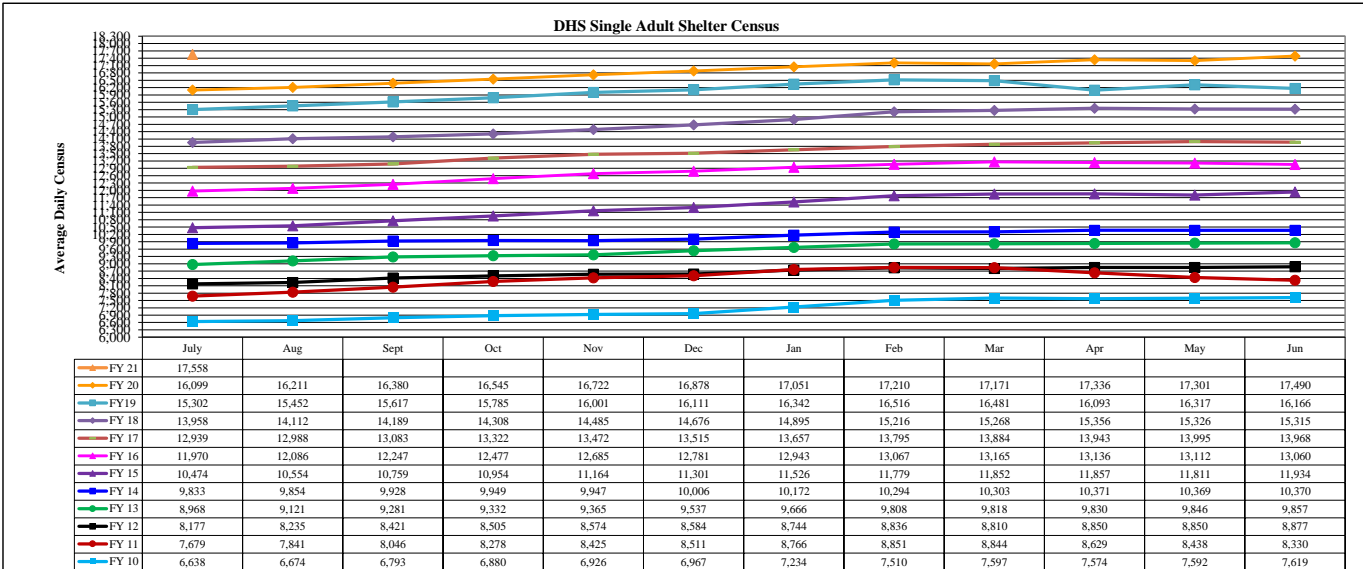
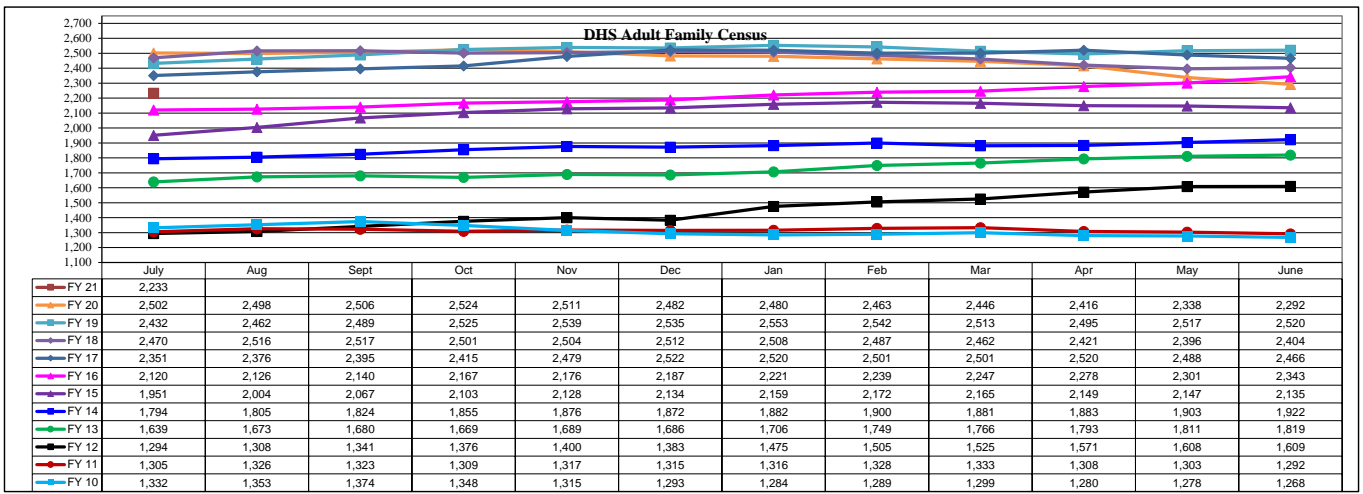
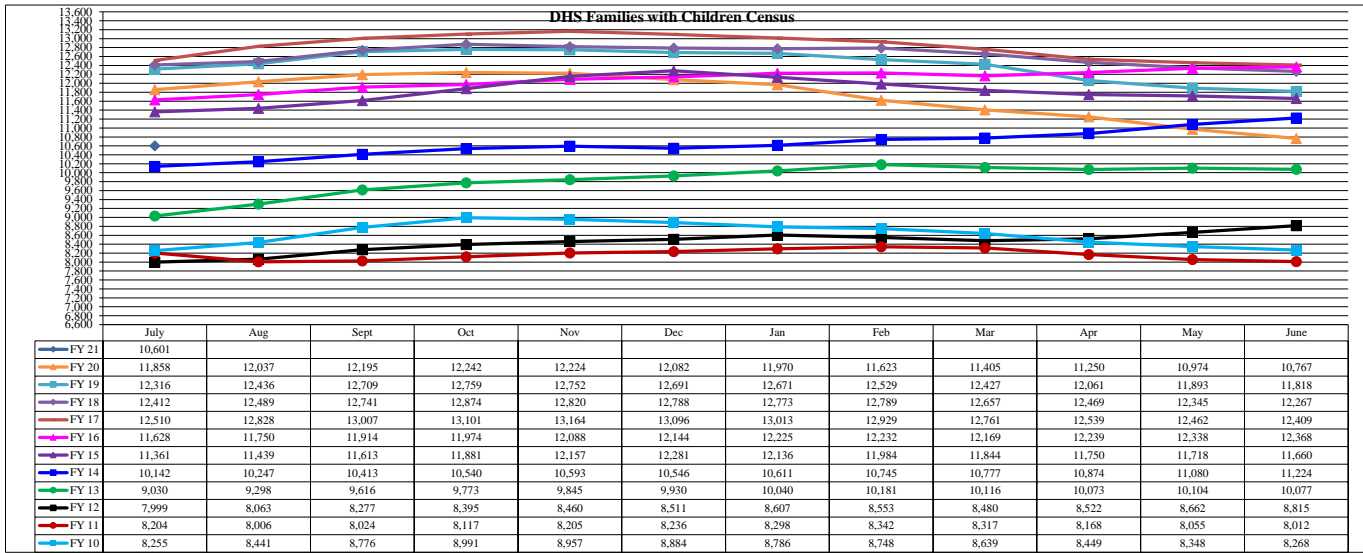
FAMILY INTAKE	
Families Requesting Temporary Housing at PATH	91
Adult Families Requesting Temporary Housing at AFIC	17
Families Placed in Overnight Accommodations	0
Families w/children at PATH Overnight (pre 10PM)	0

TOTAL SHELTER CENSUS	
Adults	36,233
Children	18,550
<b>Total Individuals</b>	<b>54,783</b>

SINGLE ADULTS	
Men	13,177
Women	4,531
<b>Total Single Adults</b>	<b>17,708</b>

FAMILIES WITH CHILDREN CENSUS	
Families	10,466
Adults	13,896
Children	18,550
<b>Individuals</b>	<b>32,446</b>

ADULT FAMILIES CENSUS	
Families	2,193
<b>Individuals (Adults)</b>	<b>4,629</b>



\*Due to data conversion the average monthly census for December 2011 and January 2012 for Families with Children and Adult Families is based upon data for a partial month.