



BILL DE BLASIO
MAYOR

CIVILIAN COMPLAINT REVIEW BOARD
100 CHURCH STREET 10th FLOOR
NEW YORK, NEW YORK 10007 ♦ TELEPHONE (212) 912-7235
www.nyc.gov/ccrb



FREDERICK DAVIE
CHAIR

Executive Director's Monthly Report
December 2018
(Statistics for November 2018)

Contents

Executive Summary	2
Glossary	3
Complaints Received	4
CCRB Cases Received By Borough and Precinct	5
Allegations Received	7
CCRB Docket	10
Closed Cases	12
Resolving Cases	12
Dispositions / Case Abstracts	13
Dispositions - Full Investigations	15
Dispositions - All CCRB Cases	16
Dispositions - Allegations	17
Substantiation Rates	19
Substantiation Rates and Video	19
Board Discipline Recommendations for Substantiated Complaints	21
Board Discipline Recommendations for Substantiated Allegations	23
Truncations	25
Complaints by PSA	26
Mediation Unit	28
Administrative Prosecution Unit	30
NYPD Discipline	31
Appendix	35

Executive Summary

The Civilian Complaint Review Board (“CCRB”) is an independent municipal Agency that investigates complaints of NYPD misconduct. Every month, the CCRB prepares an Executive Director report for its public meeting. Data for November 2018 included the following highlights:

- 1) Of the cases in the CCRB active investigations docket, 77% have been open for 4 months or fewer, and 92% have been open for 7 months or fewer (page 10). In November, the CCRB opened 447 new cases (page 4), and currently has a total open docket of 1,967 cases (page 11).
- 2) The CCRB substantiated allegations in 24% of its fully investigated cases (page 15).
- 3) The CCRB fully investigated 17% of the cases it closed in November (page 12) and resolved (fully investigated, mediated or attempted mediation) 22% of the cases it closed (page 16). The Agency's truncation rate was 78% (page 12). This is primarily driven by uncooperative complainants/alleged victims, or witnesses.
- 4) For November, investigations using video evidence resulted in substantiated allegations in 40% of cases - compared to 12% of cases in which video was not available (page 19-20).
- 5) The Monthly Report includes a breakdown of complaints and substantiations by NYPD precinct and borough of occurrence (pages 5-6, 24).
- 6) In November the Police Commissioner finalized 1 decisions against police officers in Administrative Prosecution Unit (APU) cases (page 30). The CCRB's APU prosecutes the most serious allegations of misconduct. The APU conducted 10 trials against members of the NYPD year-to-date; 2 trials were conducted against respondent officers in November.

Finally, the Monthly Report contains a Table of Contents, Glossary, and Appendix, all meant to assist readers in navigating this report. The CCRB is committed to producing monthly reports that are valuable to the public, and welcomes feedback on how to make its data more accessible.

Glossary

In this glossary we have included a list of terms that regularly appear in our reports.

Allegation: An allegation is a specific act of misconduct. The same “complaint” can have multiple allegations – excessive force and discourteous language, for example. Each allegation is reviewed separately during an investigation.

APU: The Administrative Prosecution Unit is the division of the CCRB that has prosecuted “charges” cases since April 2013, after the signing of a 2012 Memorandum of Understanding between the CCRB and NYPD.

Board Panel: The “Board” of the CCRB has 13 members. Of the 13 members, five are chosen by the Mayor, five are chosen by the City Council, and three are chosen by the Police Commissioner. Following a completed investigation by the CCRB staff, three Board members, sitting as a Board Panel, will make a finding on whether misconduct occurred and will make a recommendation on what level of penalty should follow.

Case/Complaint: For the purposes of CCRB data, a “case” or “complaint” is defined as any incident within the Agency’s jurisdiction, brought to resolution by the CCRB. Cases/Complaints thus include truncations, fully investigated or ongoing cases, mediations, and completed investigations pending Board Panel review.

Disposition: The Board’s finding as to the outcome of a case (i.e. if misconduct occurred).

FADO: Under the City Charter, the CCRB has jurisdiction to investigate the following categories of police misconduct: Force, Abuse of Authority, Discourtesy, and Offensive Language, collectively known as “FADO”.

Intake: CCRB’s intake team initially handles complaints from the public. Intake takes complaints that come via live phone calls, voicemails, an online complaint form, or in-person.

Investigation: CCRB investigators gather evidence and interview witnesses to prepare reports on misconduct allegations. An investigation ends when a closing report is prepared detailing the evidence and legal analysis, and the case is given to the Board for disposition.

Mediation: A complainant may mediate his or her case with the subject officer, in lieu of an investigation, with the CCRB providing a neutral, third-party mediator.

Truncation: When a complaint is withdrawn or there is no complainant/alleged victim available for an interview, the investigation is “truncated.”

Complaints Received

The CCRB’s Intake team processes misconduct complaints from the public and referrals from the NYPD. Under the New York City Charter, the CCRB’s jurisdiction is limited to allegations of misconduct related to Force, Abuse of Authority, Discourtesy and Offensive Language. All other complaints are referred to the appropriate agency. Figure 1 refers to all complaints that the CCRB receives and Figures 2 and 3 refer to new cases that remain with the Agency. In November 2018, the CCRB initiated 447 new complaints.

Figure 1: Total Intake by Month (January 2017 - November 2018)

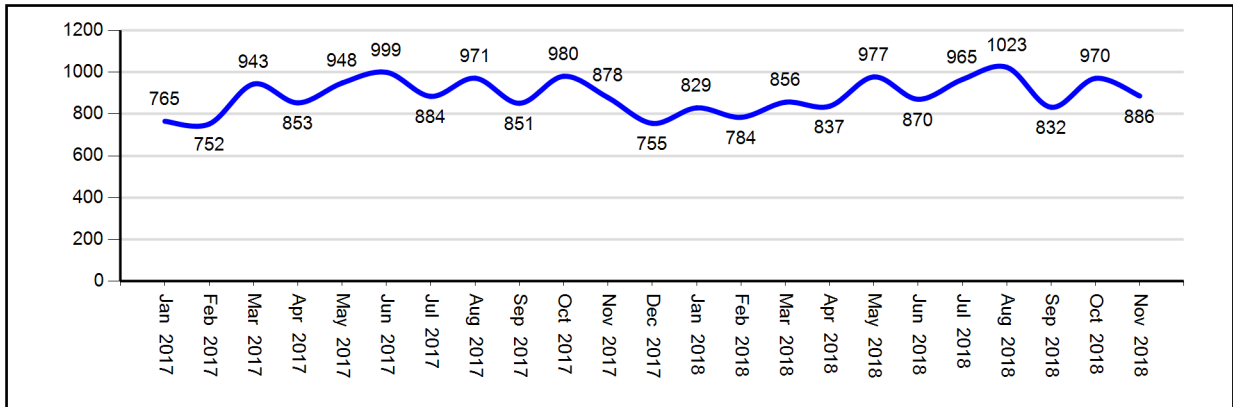


Figure 2: New CCRB Complaints by Month (January 2017 - November 2018)

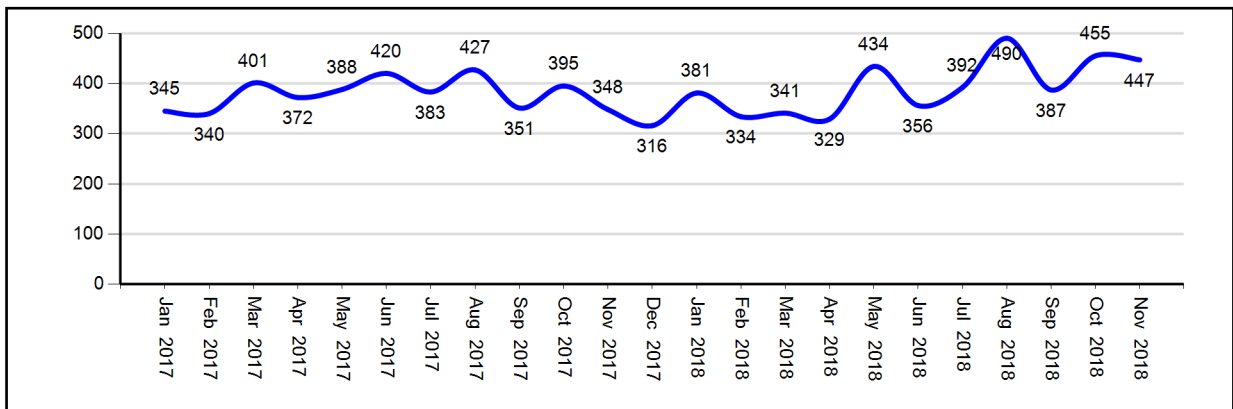
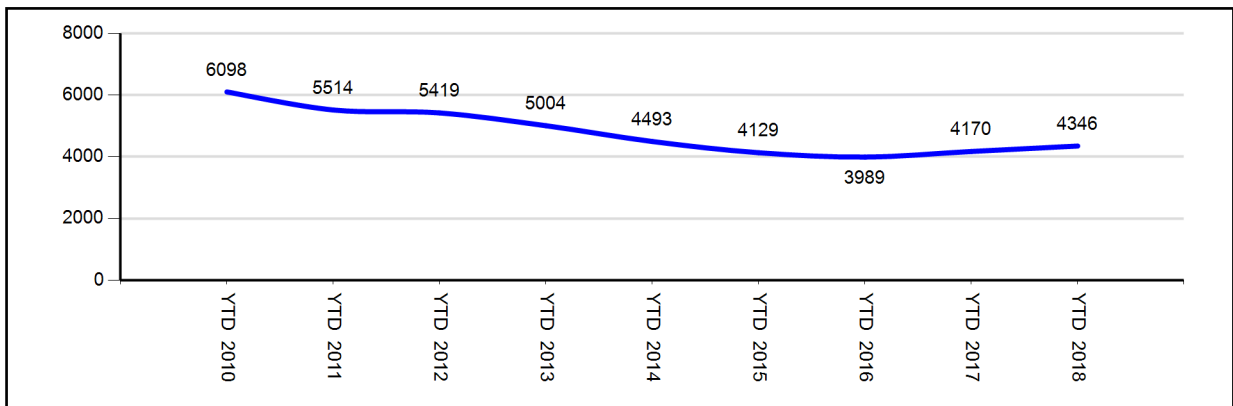


Figure 3: New CCRB Complaints by Year (YTD 2010 - YTD 2018)



CCRB Cases Received by Borough and Precinct

Of the five boroughs, the largest number of misconduct complaints stemmed from incidents occurring in Brooklyn, followed by Manhattan. The 40th Precinct had the highest number at 14 incidents.

Figure 4: CCRB Complaints Received By Borough of Occurrence (November 2018)

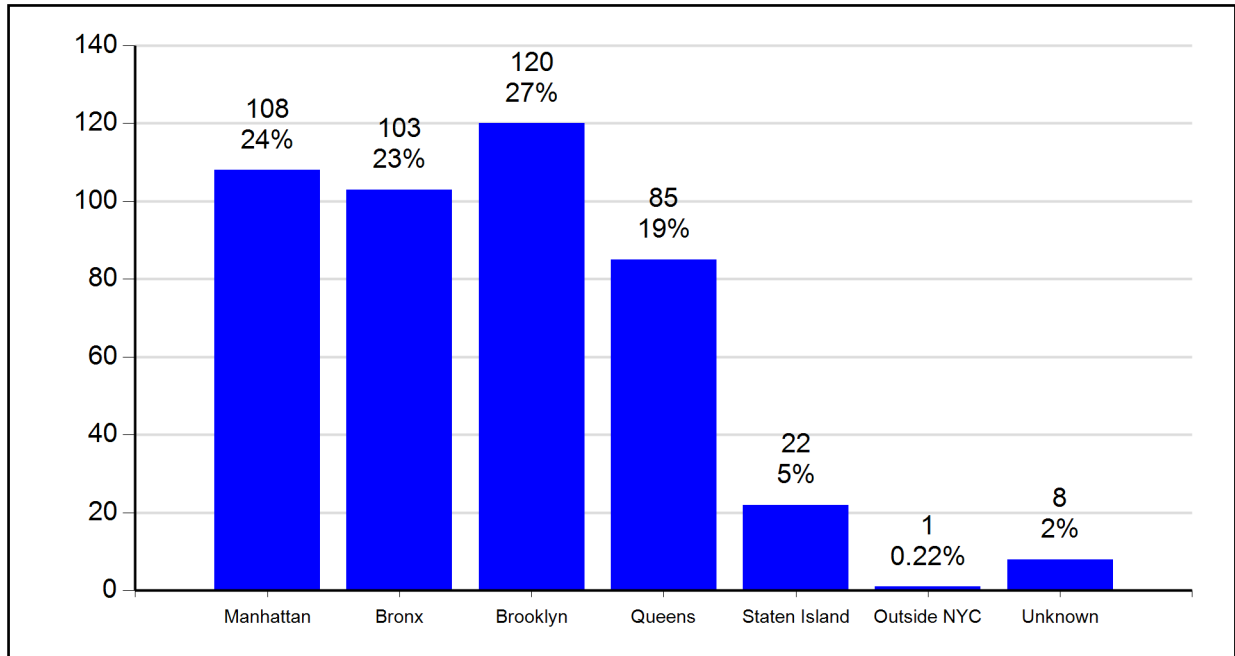


Figure 5: CCRB Complaints Received By Borough of Occurrence (YTD 2018)

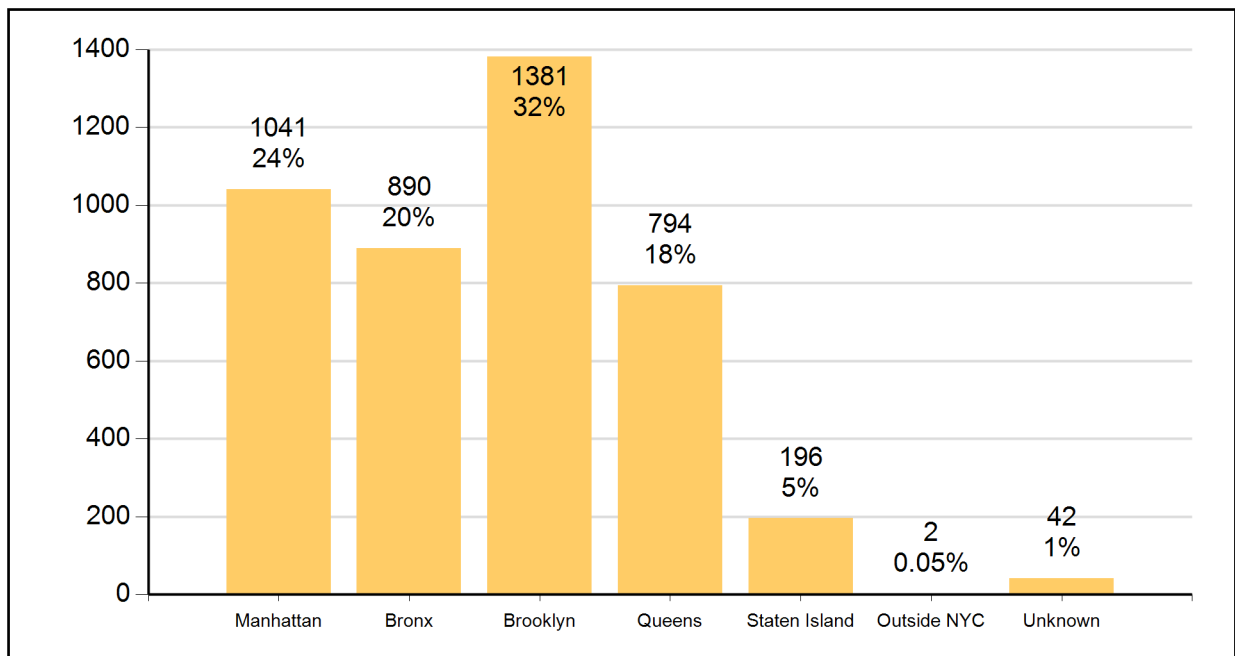


Figure 6: CCRB Complaints Received By Precinct of Occurrence (November 2018)

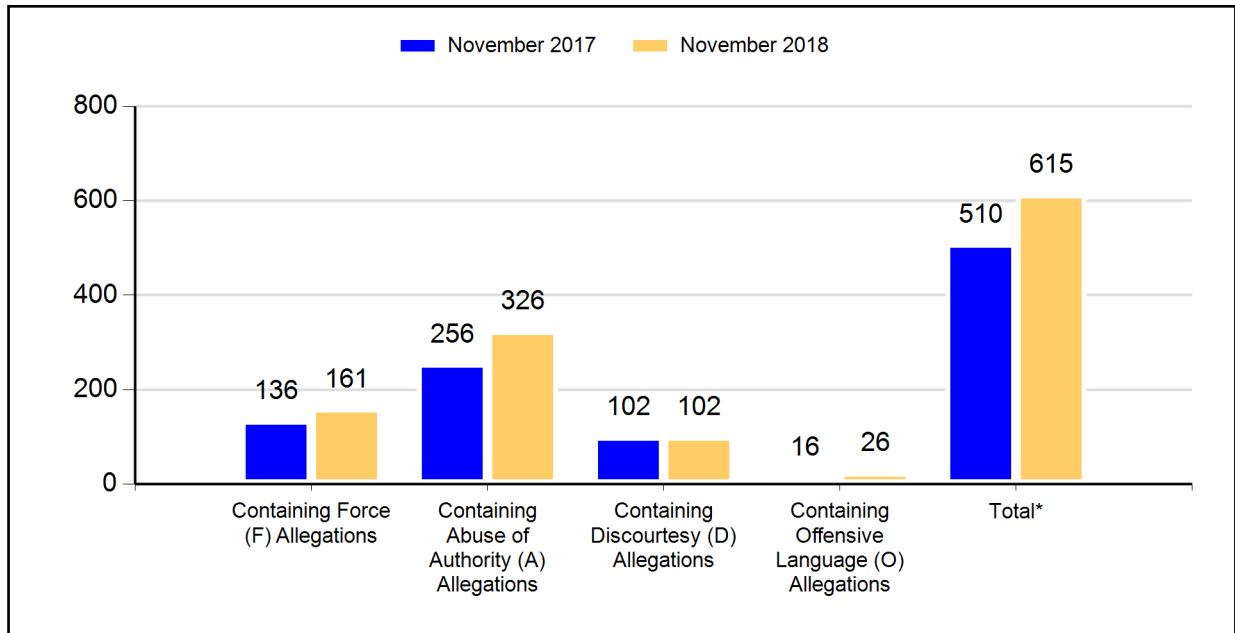
NYPD Precinct of Occurrence*	Number of Complaints	NYPD Precinct of Occurrence*	Number of Complaints
1	6	67	5
5	7	68	1
6	5	69	7
7	4	70	9
9	1	71	6
10	4	72	1
13	6	73	6
14	7	75	13
17	4	76	5
18	8	77	8
19	4	78	2
20	4	79	3
22	1	81	2
23	4	83	7
24	7	84	6
25	4	88	2
26	3	90	5
28	8	94	2
30	2	100	1
32	8	101	6
33	2	102	9
34	5	103	11
40	14	104	3
41	13	105	5
42	5	106	2
43	7	107	5
44	13	108	5
45	3	109	3
46	6	110	4
47	11	111	1
48	6	112	4
49	8	113	11
50	5	114	8
52	11	115	6
60	3	120	11
61	7	121	5
62	3	122	3
63	8	123	4
66	6	Unknown	17

*These figures track where an incident occurred, not necessarily the Command of the officer. Please review Figures 62A-62Q for Command Level data for cases closed in 2017.

Allegations Received

As described in the previous section, the CCRB has jurisdiction over four categories of NYPD misconduct. In comparing November 2017 to November 2018, the number of complaints containing an allegation of Force is up, Abuse of Authority complaints are up, Discourtesy are unchanged and Offensive Language are up. Figures for the year-to-date comparison show that in 2018, complaints containing an allegation of Force are up, Abuse of Authority are up, Discourtesy are down and Offensive Language are down.

Figure 7: CCRB Complaints Received By Type of Allegation (November 2017 vs. November 2018)



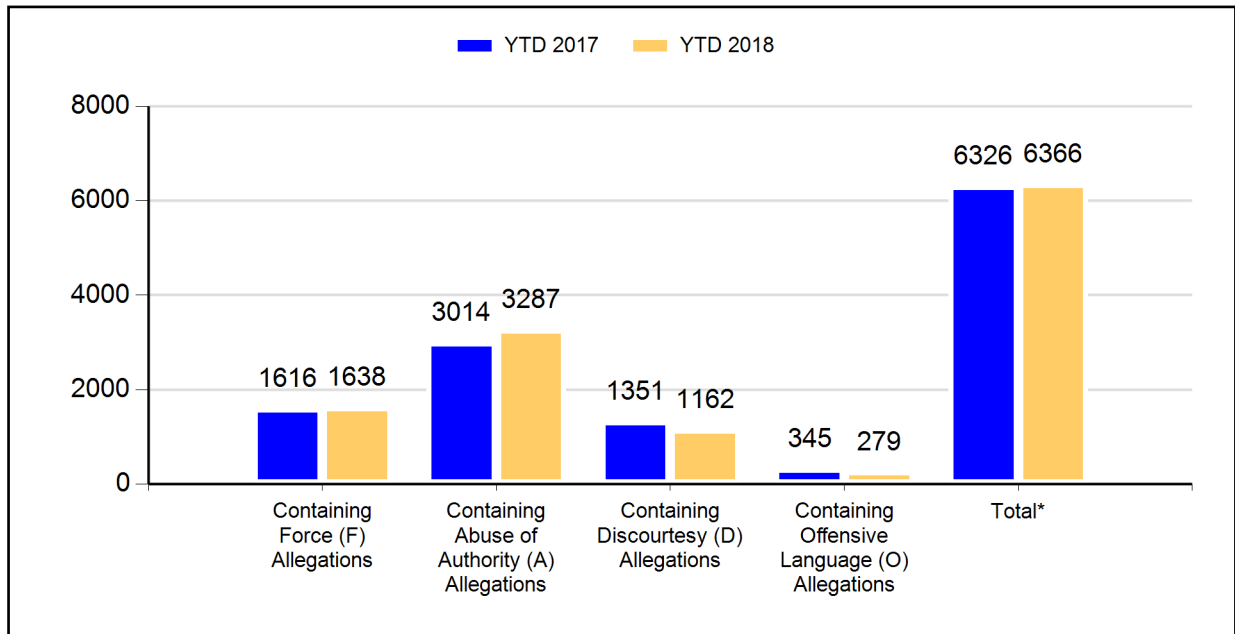
*This is the total of distinct FADO allegation types in complaints received.

Figure 8: CCRB Complaints Received By Type of Allegation (% of Complaints)

	November 2017		November 2018		Change	% Change
	Count	% of Total Complaints	Count	% of Total Complaints		
Force (F)	136	39%	161	36%	25	18%
Abuse of Authority (A)	256	74%	326	73%	70	27%
Discourtesy (D)	102	29%	102	23%	0	0%
Offensive Language (O)	16	5%	26	6%	10	63%
Total FADO Allegations	510		615		105	21%
Total Complaints	348		447		99	28%

Note: the number of allegations in recently received complaints typically grows somewhat as the complaints are investigated.

Figure 9: CCRB Complaints Received By Type of Allegation (YTD 2017 vs. YTD 2018)



*This is the total of distinct FADO allegation types in complaints received.

Figure 10: CCRB Complaints Received By Type of Allegation YTD (% of Complaints)

	YTD 2017		YTD 2018		Change	% Change
	Count	% of Total Complaints	Count	% of Total Complaints		
Force (F)	1616	39%	1638	38%	22	1%
Abuse of Authority (A)	3014	72%	3287	76%	273	9%
Discourtesy (D)	1351	32%	1162	27%	-189	-14%
Offensive Language (O)	345	8%	279	6%	-66	-19%
Total FADO Allegations	6326		6366		40	1%
Total Complaints	4170		4346		176	4%

Note: the number of allegations in recently received complaints typically grows somewhat as the complaints are investigated.

Figure 11: Total Allegations (% of Total Allegations)

	November 2017		November 2018		Change	% Change
	Count	% of Total Allegations	Count	% of Total Allegations		
Force (F)	252	22%	308	23%	56	22%
Abuse of Authority (A)	741	65%	846	64%	105	14%
Discourtesy (D)	133	12%	143	11%	10	8%
Offensive Language (O)	19	2%	34	3%	15	79%
Total Allegations	1145		1331		186	16%
Total Complaints	348		447		99	28%

Figure 12: Total Allegations YTD (% of Total Allegations)

	YTD 2017		YTD 2018		Change	% Change
	Count	% of Total Allegations	Count	% of Total Allegations		
Force (F)	3191	23%	3424	23%	233	7%
Abuse of Authority (A)	8118	59%	9472	63%	1354	17%
Discourtesy (D)	1909	14%	1663	11%	-246	-13%
Offensive Language (O)	441	3%	374	3%	-67	-15%
Total Allegations	13659		14933		1274	9%
Total Complaints	4170		4346		176	4%

The number of allegations in recently received complaints typically grows as the complaints are investigated.

CCRB Docket

As of the end of November 2018, 77% of active CCRB cases are fewer than five months old, and 92% active cases have been open for fewer than eight months.

Figure 13: Age of Active Cases Based on Received Date (November 2018)

Case Age Group	Count	% of Total
Cases 0-4 Months	1375	77.3%
Cases 5-7 Months	254	14.3%
Cases 8-11 Months	109	6.1%
Cases 12-18 Months*	34	1.9%
Cases Over 18 Months**	6	0.3%
Total	1778	100%

*12-18 Months: 13 cases that were reopened; 1 case that was on DA Hold.

**Over18 Months: 3 cases that were reopened; 5 cases that were on DA Hold.

Figure 14: Age of Active Cases Based on Incident Date (November 2018)

	Count	% of Total
Cases 0-4 Months	1266	71.2%
Cases 5-7 Months	257	14.5%
Cases 8-11 Months	173	9.7%
Cases 12-18 Months*	65	3.7%
Cases Over 18 Months**	17	1.0%
Total	1778	100%

*12-18 Months: 13 cases that were reopened; 1 case that was on DA Hold.

**Over18 Months: 4 cases that were reopened; 5 cases that were on DA Hold.

An active case is here defined as an investigation; cases in mediation are excluded.

Figure 15: Number of Active Investigations (January 2017 - November 2018)

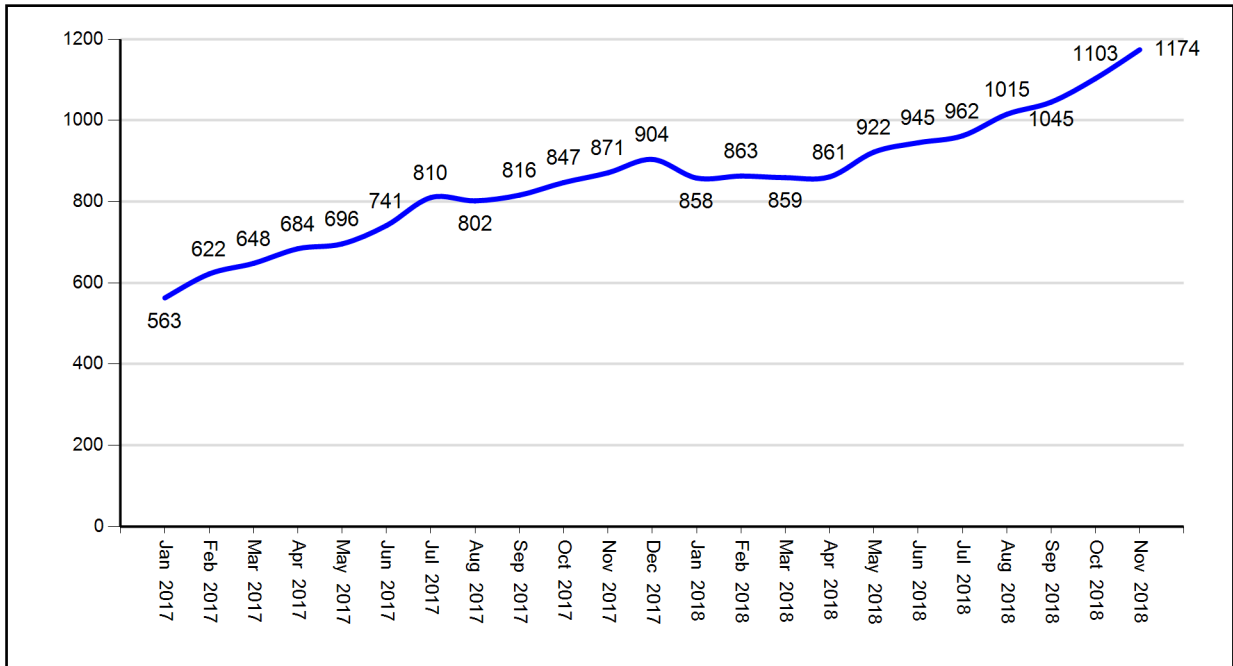


Figure 16: Open Docket Analysis

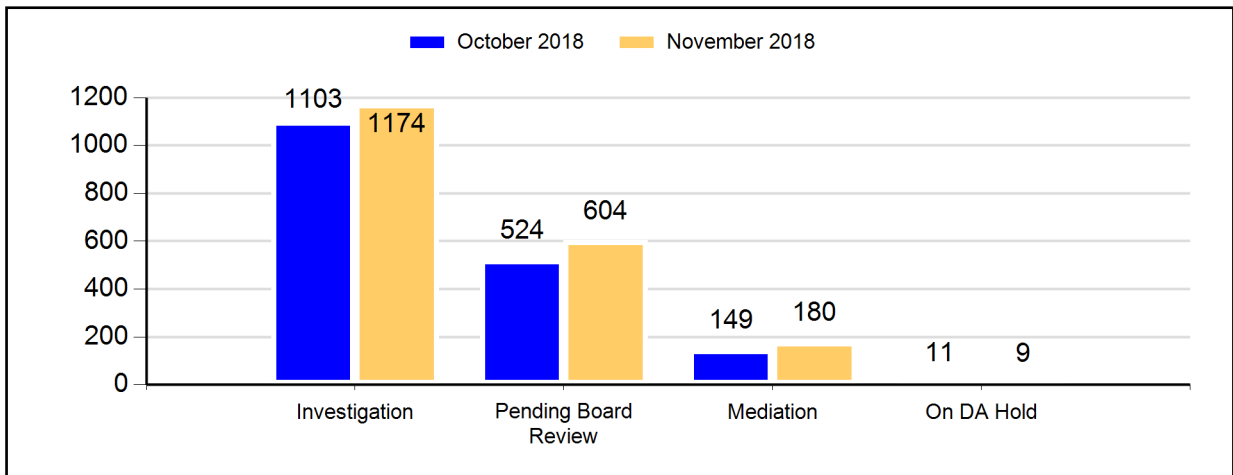


Figure 17: Open Docket Analysis with % Change

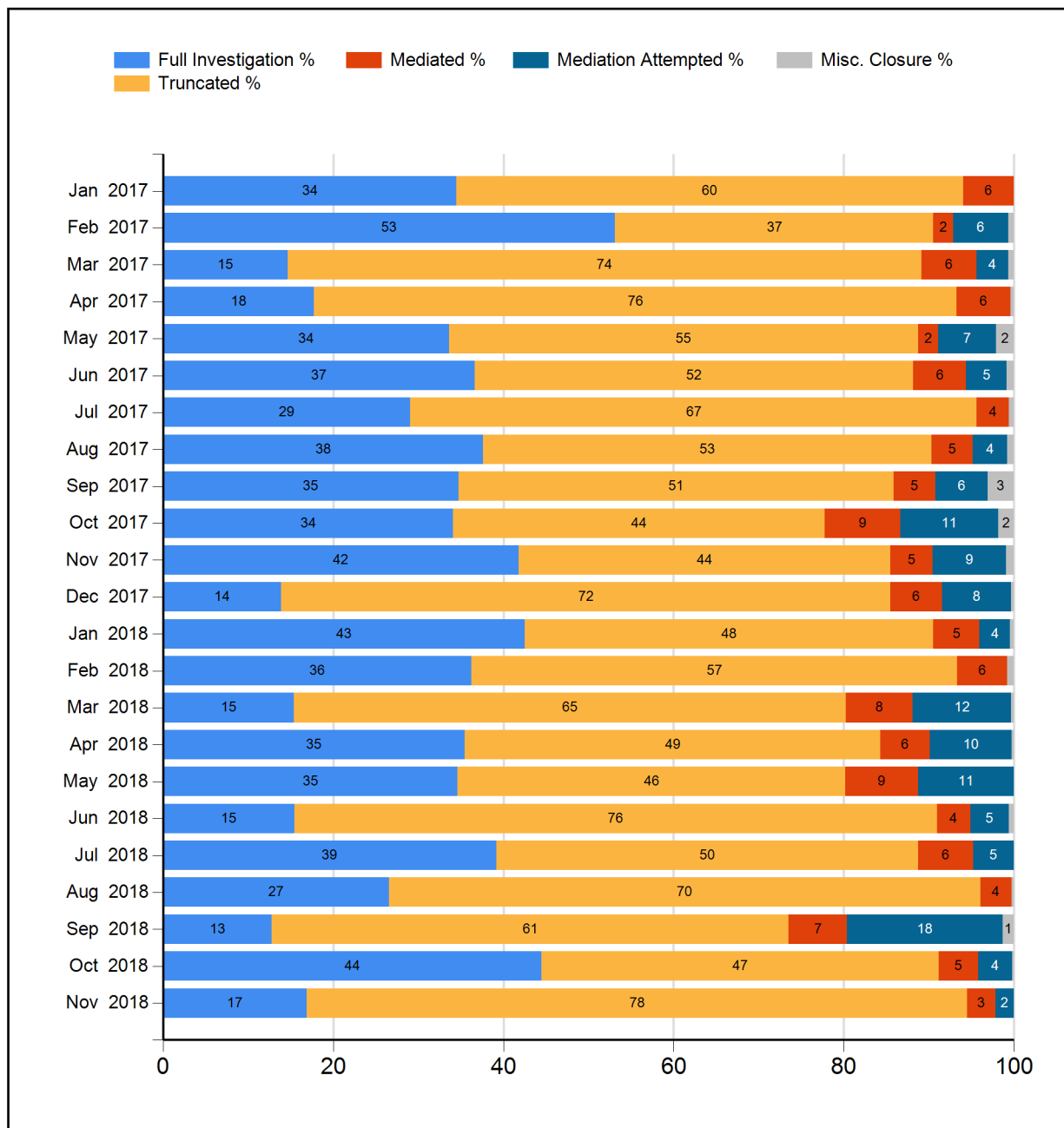
	October 2018		November 2018		Change	% Change
	Count	% of Total	Count	% of Total		
Investigations	1103	62%	1174	60%	71	6%
Pending Board Review	524	29%	604	31%	80	15%
Mediation	149	8%	180	9%	31	21%
On DA Hold	11	1%	9	0%	-2	-18%
Total	1787		1967		180	10%

Closed Cases

Resolving Cases

In November 2018, the CCRB fully investigated 17% of the cases it closed, and resolved (fully investigated, mediated or mediation attempted) 22% of the cases it closed.

Figure 18: Case Resolutions (January 2017 - November 2018) (%)



Dispositions

Cases fully investigated by the CCRB generally receive one of five outcomes:

- If the alleged misconduct is found to have occurred, based on the preponderance of the evidence, the allegation is **substantiated**.
- If there is not enough evidence to determine whether or not the alleged misconduct occurred, the allegation is **unsubstantiated**.
- If the preponderance of the evidence suggests that the event or alleged act did not occur, the allegation is **unfounded**.
- If the event did occur, but was not improper by a preponderance of evidence, the allegation is **exonerated**.
- If the CCRB was unable to identify any of the officers accused of misconduct, the case is closed as **officer unidentified**.

Additionally, a case might be **mediated**, with the subject officer and complainant discussing the incident in the presence of a neutral third-party moderator, or closed as **mediation attempted**, the designation for a case in which both the officer and the civilian agree to mediate, but the civilian fails to appear twice for the scheduled mediation session or fails to respond to attempts to schedule a mediation session. Finally, a case that cannot be fully investigated due to complainant/alleged victim unavailability or lack of cooperation is **truncated**.

Case Abstracts

The following case abstracts are taken from complaints closed this month and serve as examples of what the different CCRB dispositions mean in practice:

1. Substantiated

An officer stopped a taxicab due to an alleged odor of marijuana. After asking the passengers to exit the vehicle, the officer leaned his body into the car and searched the backseat. This was corroborated by video footage, as well as the driver and passengers, who were consistent in their statements that there was no marijuana or odor of marijuana in the vehicle. In his statement, the officer could not recall conducting the vehicle stop, or making any record as to the stop in his memo book. Without the officer providing any justification for his actions, and absent other evidence suggesting the officer had probable cause to search the vehicle, the Board substantiated the vehicle search allegation.

2. Unsubstantiated

An officer stopped an individual for speeding. During the course of their interaction, the officer allegedly threw the individual's license at him. In his statement, the officer denied throwing the license. Due to the lack of video footage capturing the allegation, as well as inconsistent statements, the Board unsubstantiated the allegation.

3. Unfounded

An individual was stopped by an officer, who, while approaching the vehicle, allegedly pointed his firearm at the individual's head. In contrast to the civilians' statement, dashboard camera footage showed the officer exiting his vehicle, drawing his firearm, and pointing it down to the ground until reholstering 12 seconds later. Based on the video footage, the investigation determined the officer did not point his firearm at the individual. The Board unfounded the allegation.

4. Exonerated

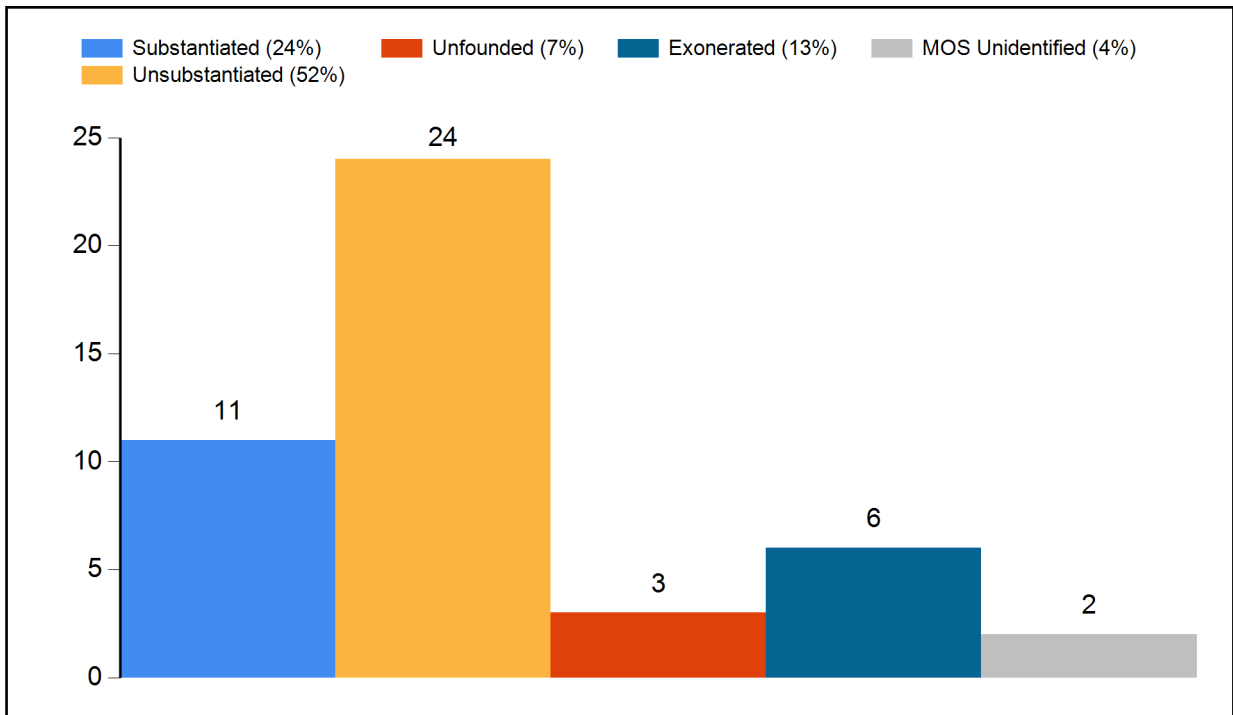
An I-Card was activated for an individual under investigation for grand larceny. While speaking to the individual at her residence, officers threatened to arrest her. As the officers had an active I-Card, which provided probable cause to arrest, their comment was not a threat, but a statement of fact. The Board exonerated the threat to arrest allegation.

5. Officer Unidentified

An individual called 911 to report an assault. Two uniformed officers responded. Shortly thereafter a plainclothes officer arrived, approached the other officers, and in reference to the individual stated, "We're going to arrest her kind." The plainclothes officer then walked away. The investigation was unable to identify via police documentation or interviews of members of service any officers who matched the generic description of the subject officer provided and were present at the time at which the statement addressed in the allegation was made. Due to the inability to identify potential subject officers, the Board closed the allegation as officer unidentified.

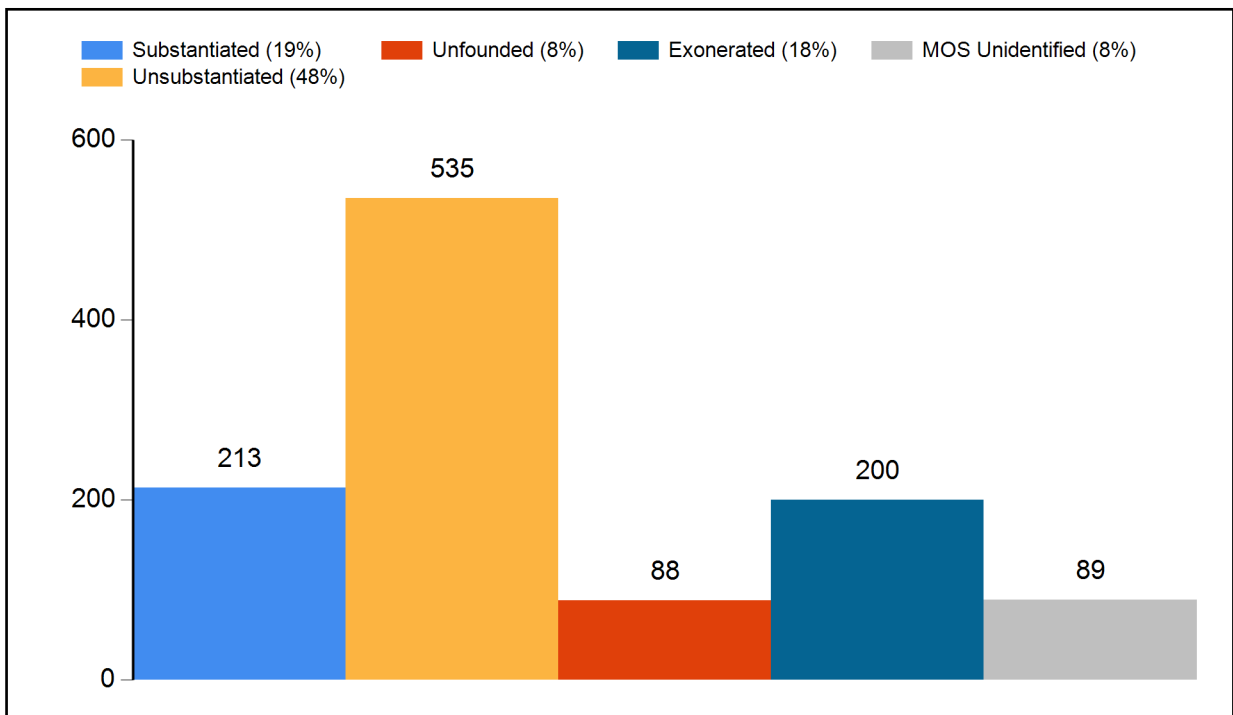
Dispositions - Full Investigations

Figure 19: Disposition Counts of Full Investigations (November 2018)



Due to the reconsideration process, counts are subject to change.

Figure 20: Disposition Counts of Full Investigations (YTD 2018)



Due to the reconsideration process, counts are subject to change.

Dispositions - All CCRB Cases

In addition to full investigations, CCRB cases can be closed through mediation and truncation. The following table lists all the CCRB case closures for the current month and year-to-date.

Figure 21: Disposition of Cases (2017 vs 2018)

	Nov 2017		Nov 2018		YTD 2017		YTD 2018	
	Count	% of Total	Count	% of Total	Count	% of Total	Count	% of Total
Full Investigations								
Substantiated	29	17%	11	24%	255	20%	213	19%
Exonerated	37	21%	6	13%	233	18%	200	18%
Unfounded	14	8%	3	7%	81	6%	88	8%
Unsubstantiated	78	45%	24	52%	631	48%	535	48%
MOS Unidentified	17	10%	2	4%	107	8%	89	8%
Total - Full Investigations	175		46		1307		1125	
Mediation Closures								
Mediated	21	37%	9	60%	186	50%	208	47%
Mediation Attempted	36	63%	6	40%	189	50%	231	53%
Total - ADR Closures	57		15		375		439	
Resolved Case Total	232	55%	61	22%	1682	45%	1564	42%
Truncations / Other Closures								
Complaint withdrawn	25	13%	53	25%	466	22%	405	19%
Complainant/Alleged Victim/Witness uncooperative	107	57%	90	42%	1152	56%	1100	51%
Complainant/Alleged Victim/Witness unavailable	30	16%	32	15%	328	16%	307	14%
Alleged Victim unidentified	0	0%	5	2%	29	1%	42	2%
Closed - Pending Litigation*	21	11%	32	15%	56	3%	284	13%
Miscellaneous	0	0%	0	0%	7	0%	6	0%
Administrative closure**	4	2%	0	0%	36	2%	7	0%
Total - Other Case Dispositions	187		212		2074		2151	
Total - Closed Cases	419		273		3756		3716	

* Closed - Pending Litigation is a truncation category added in August 2017. It indicates that the complaint was truncated due to the complainant/alleged victim's attorney.

**Administrative closure is a special category that deals with NYPD's Internal Affairs Bureau-referred cases or spin off cases with no complainant/alleged victim, and in which CCRB attempts to locate or identify a complainant/alleged victim has yielded no results.

Dispositions - FADO Allegations

“Allegations” are different than “cases.” A case or complaint is based on an incident and may contain one or more allegations of police misconduct. The allegation substantiation rate is 11% for the month of November 2018, and the allegation substantiation rate is 10% year-to-date. The type of allegation the CCRB is most likely to substantiate is Abuse of Authority – substantiating 10% of such allegations during November 2018, and 12% for the year.

Figure 22: Disposition of Allegations (2017 vs 2018)

	Nov 2017		Nov 2018		YTD 2017		YTD 2018	
	Count	%of Total	Count	%of Total	Count	%of Total	Count	%of Total
Fully Investigated Allegations								
Substantiated	69	10%	22	11%	634	11%	525	10%
Unsubstantiated	260	36%	98	47%	2315	40%	2024	39%
Unfounded	69	10%	13	6%	457	8%	437	9%
Exonerated	242	33%	35	17%	1663	29%	1573	31%
MOS Unidentified	85	12%	41	20%	685	12%	581	11%
Total - Full Investigations	725		209		5754		5140	
Mediation Closures	Count	%of Total	Count	%of Total	Count	%of Total	Count	%of Total
Mediated	60	38%	18	62%	429	50%	447	42%
Mediation Attempted	98	62%	11	38%	426	50%	628	58%
Total - ADR Closures	158		29		855		1075	
Truncations / Other Closures	Count	%of Total	Count	%of Total	Count	%of Total	Count	%of Total
Complaint withdrawn	54	11%	109	19%	1013	20%	899	16%
Complainant/Alleged Victim/Witness uncooperative	285	59%	256	45%	3151	62%	3106	54%
Complainant/Alleged Victim/Witness unavailable	65	14%	70	12%	657	13%	691	12%
Alleged Victim unidentified	5	1%	9	2%	79	2%	102	2%
Closed - Pending Litigation	59	12%	111	20%	136	3%	908	16%
Miscellaneous	4	1%	12	2%	27	1%	55	1%
Administrative closure	7	1%	0	0%	54	1%	22	0%
Total - Other Case Dispositions	479		567		5117		5783	
Total - Closed Allegations	1364		807		11728		12002	

Figure 23: Disposition of Allegations By FADO Category (November 2018)

	Substantiated	Unsubstantiated	Exonerated	Unfounded	Officers Unidentified	Total
Force	5 12%	16 39%	8 20%	6 15%	6 15%	41 100%
Abuse of Authority	14 10%	65 47%	27 20%	5 4%	27 20%	138 100%
Discourtesy	3 11%	15 56%	0 0%	2 7%	7 26%	27 100%
Offensive Language	0 0%	2 67%	0 0%	0 0%	1 33%	3 100%
Total	22 11%	98 47%	35 17%	13 6%	41 20%	209 100%

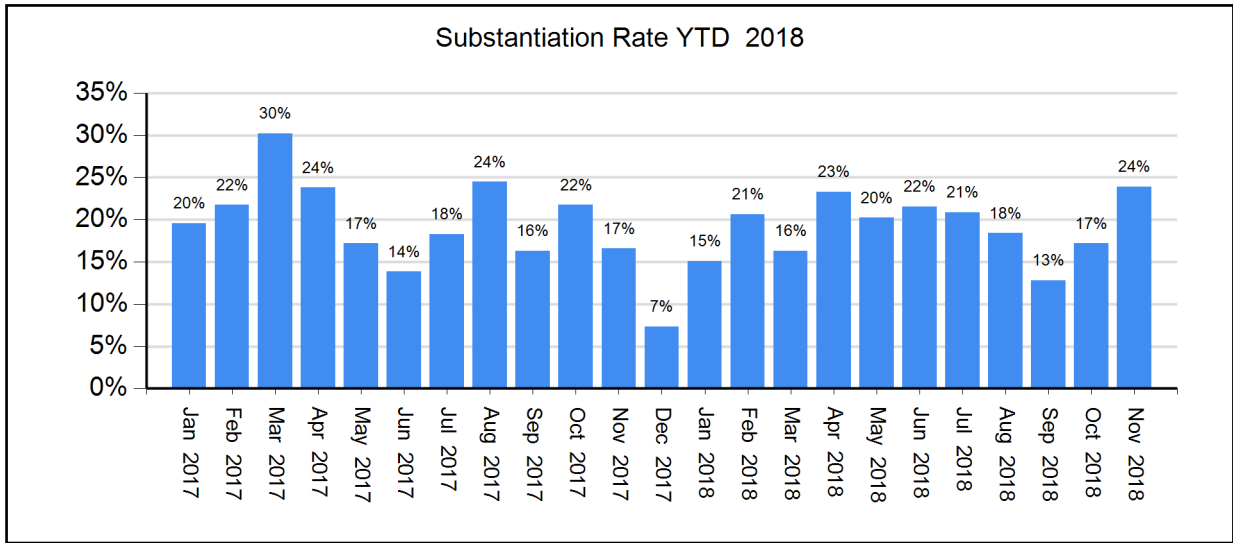
Figure 24: Disposition of Allegations By FADO Category (YTD 2018)

	Substantiated	Unsubstantiated	Exonerated	Unfounded	Officers Unidentified	Total
Force	74 6%	369 32%	400 35%	163 14%	140 12%	1146 100%
Abuse of Authority	374 12%	1177 37%	1151 36%	170 5%	313 10%	3185 100%
Discourtesy	68 10%	392 60%	22 3%	71 11%	105 16%	658 100%
Offensive Language	9 6%	86 59%	0 0%	33 22%	19 13%	147 100%
Total	525 10%	2024 39%	1573 31%	437 9%	577 11%	5136 100%

Substantiation Rates

The November 2018 case substantiation rate was 24%.

Figure 25: Percentage of Cases Substantiated (January 2017 - November 2018)

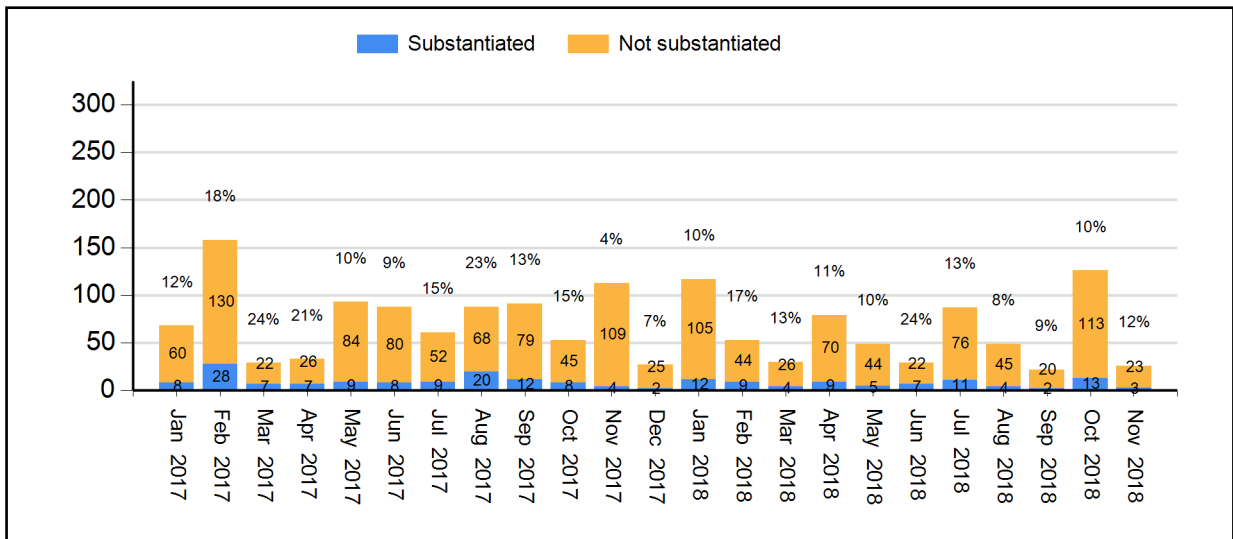


Due to the reconsideration process, counts are subject to change.

Substantiation Rates and Video

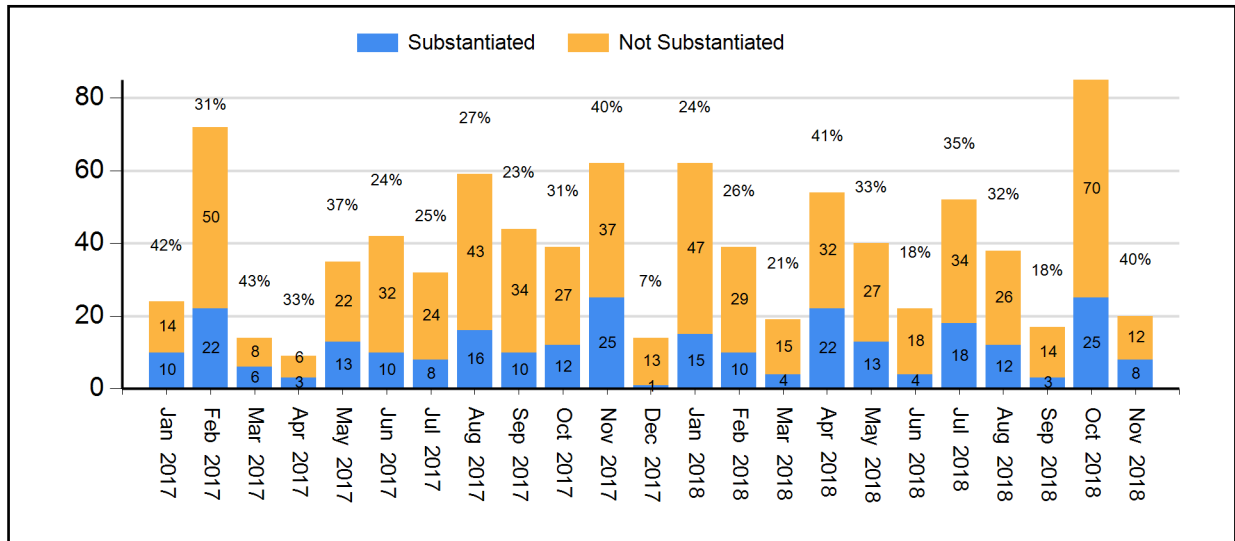
In general, investigations relying on video evidence from security cameras or personal devices result in much higher substantiation rates.

Figure 26: Substantiation Rates for Full Investigations without Video (Jan 2018 - Nov 2018) (% substantiated shown)



Due to the reconsideration process, counts are subject to change.

**Figure 27: Substantiation Rates for Full Investigations with Video (Jan 2018 - Nov 2018)
(% substantiated shown)**



Due to the reconsideration process, counts are subject to change.

Board Discipline Recommendations for Substantiated Complaints

After a CCRB investigative team has completed its investigation and recommended the substantiation of a complaint against an officer, a panel of three Board members determines whether to substantiate the allegation and make a disciplinary recommendation.

- “Charges and Specifications” are the most severe form of discipline. A decision to assign Charges commences a process that may result in an administrative trial in the NYPD Trial Room. An officer may lose vacation days, be suspended, or be terminated from the Department if the officer is found guilty.
- “Instructions” or “Formalized Training” are the least severe discipline, often recommended for officers who misunderstand a policy. This determination results in training at the command level (Instructions) or training at the Police Academy or NYPD Legal Bureau (Formalized Training).
- “Command Discipline” is recommended for misconduct that is moderately serious, but does not rise to the level of that associated with Charges. An officer can lose up to ten vacation days as a result of a Command Discipline.
- When the Board has recommended Instructions, Formalized Training or Command Discipline, the case is sent to the NYPD Commissioner to impose training and/or other penalties. Cases where the Board recommends charges are prosecuted by the CCRB’s Administrative Prosecution Unit.

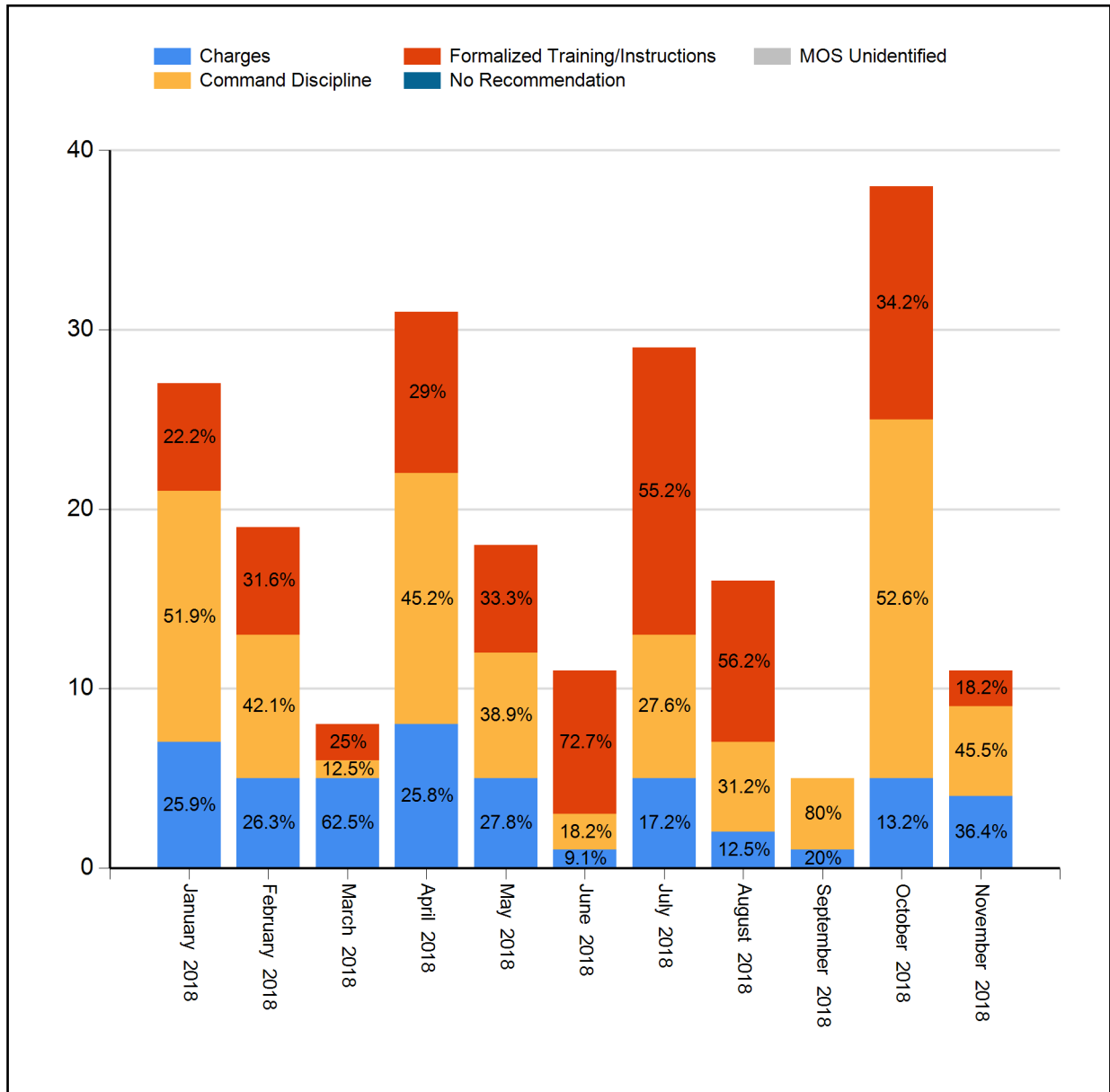
**Figure 28: Board Discipline Recommendations For Substantiated Complaints*
(Nov 2017, Nov 2018, YTD 2017, YTD 2018)**

Disposition	November 2017		November 2018		YTD 2017		YTD 2018	
	Count	%of Total	Count	%of Total	Count	%of Total	Count	%of Total
Charges	4	14%	4	36%	29	11%	48	23%
Command Discipline	14	48%	5	45%	124	49%	88	41%
Formalized Training	5	17%	1	9%	57	22%	32	15%
Instructions	6	21%	1	9%	45	18%	45	21%
MOS Unidentified	0	0%	0	0%	0	0%	0	0%
Total	29		11		255		213	

Due to the reconsideration process, counts are subject to change.

* A complaint containing a number of substantiated allegations against a number of different officers will typically generate a variety of different disciplinary recommendations. To determine the disciplinary recommendation associated with the complaint as a whole, the CCRB uses the most severe disciplinary recommendation made. The order of severity is: 1) Charges 2) Command Discipline 3) Formalized Training 4) Instructions.

Figure 29: Board Discipline Recommendations For Substantiated Complaints* (2018)



Due to the reconsideration process, counts are subject to change.

* A complaint containing a number of substantiated allegations against a number of different officers will typically generate a variety of different disciplinary recommendations. To determine the disciplinary recommendation associated with the complaint as a whole, the CCRB uses the most severe disciplinary recommendation made. The order of severity is: 1) Charges 2) Command Discipline 3) Formalized Training 4) Instructions.

Board Discipline Recommendations for Officers with Substantiated Allegations

A substantiated CCRB complaint may generate multiple substantiated allegations against multiple officers. Each substantiated allegation will carry its own discipline recommendation from the CCRB Board.

The following table presents the number of officers against whom discipline recommendations have been made as a result of a substantiated CCRB complaint. Where there are multiple substantiated allegations with multiple disciplinary recommendations for an officer in a complaint, the most severe disciplinary recommendation is used to determine the overall recommendation for that officer.

Figure 30: Board Discipline Recommendations for Officers with Substantiated Allegations*
(Nov 2017, Nov 2018, YTD 2017, YTD 2018)

Disposition	November 2017		November 2018		YTD 2017		YTD 2018	
	Count	%of Total	Count	%of Total	Count	%of Total	Count	%of Total
Charges	6	15.8%	5	38.5%	38	10.8%	71	23%
Command Discipline	18	47.4%	6	46.2%	179	50.9%	124	40.1%
Formalized Training	5	13.2%	1	7.7%	76	21.6%	51	16.5%
Instructions	9	23.7%	1	7.7%	59	16.8%	63	20.4%
MOS Unidentified	0	0%	0	0%	0	0%	0	0%
Total	38		13		352		309	

Due to the reconsideration process, counts are subject to change.

* The counts in this table reflect the number of distinct MOS with a substantiated allegation in each complaint.

Figure 31: Substantiated Allegations By Borough and NYPD Precinct (November 2018)

The figures in this table reflect all substantiated allegations for each MOS.

Board Disposition	FADO Category	Allegation	Precinct of Occurrence	Borough of Occurrence
Substantiated (Command Discipline B)	Force	Pepper spray	10	Manhattan
Substantiated (Command Discipline B)	Force	Pepper spray	10	Manhattan
Substantiated (Command Discipline B)	Force	Pepper spray	10	Manhattan
Substantiated (Command Discipline B)	Force	Pepper spray	10	Manhattan
Substantiated (Command Discipline A)	Abuse of Authority	Retaliatory arrest	49	Bronx
Substantiated (Charges)	Force	Vehicle	52	Bronx
Substantiated (Command Discipline A)	Abuse of Authority	Threat to damage/seize property	68	Brooklyn
Substantiated (Command Discipline A)	Abuse of Authority	Interference with recording	68	Brooklyn
Substantiated (Command Discipline B)	Abuse of Authority	Sex Miscon (Sexual Harassment, Verbal)	71	Brooklyn
Substantiated (Command Discipline B)	Abuse of Authority	Sex Miscon (Sexual/Romantic Proposition)	71	Brooklyn
Substantiated (Command Discipline B)	Discourtesy	Word	71	Brooklyn
Substantiated (Charges)	Abuse of Authority	Vehicle stop	73	Brooklyn
Substantiated (Charges)	Abuse of Authority	Vehicle search	73	Brooklyn
Substantiated (Charges)	Abuse of Authority	Threat of summons	73	Brooklyn
Substantiated (Charges)	Abuse of Authority	Search (of person)	73	Brooklyn
Substantiated (Command Discipline A)	Abuse of Authority	Vehicle search	75	Brooklyn
Substantiated (Charges)	Abuse of Authority	Stop	78	Brooklyn
Substantiated (Formalized Training)	Abuse of Authority	Search (of person)	79	Brooklyn
Substantiated (Command Lvl Instructions)	Discourtesy	Action	88	Brooklyn
Substantiated (Charges)	Abuse of Authority	Entry of Premises	121	Staten Island
Substantiated (Charges)	Abuse of Authority	Search of Premises	121	Staten Island
Substantiated (Charges)	Discourtesy	Other	121	Staten Island

Truncations

A “truncation” is a case that is not fully investigated, either because the complainant/alleged victim withdraws the complaint; is uncooperative with the investigation; is not available for the investigative team to interview; or is never identified. The CCRB constantly seeks to lower the number of truncations.

Figure 32: Truncated Allegations (November 2018)

	Withdrawn	Uncooperative	Unavailable	Civilian Unidentified	Pending Litigation*	Total
Force	16	52	30	0	60	158
Abuse of Authority	78	168	35	8	44	333
Discourtesy	12	30	5	1	6	54
Offensive Language	3	6	0	0	1	10
Total	109	256	70	9	111	555

Figure 33: Truncated CCRB Complaints (November 2018)

	Withdrawn	Uncooperative	Unavailable	Civilian Unidentified	Pending Litigation*	Total
Total	53	90	32	5	32	212

Figure 34: Truncated Allegations (YTD 2018)

	Withdrawn	Uncooperative	Unavailable	Civilian Unidentified	Pending Litigation*	Total
Force	143	702	262	22	480	1609
Abuse of Authority	616	1970	348	69	337	3340
Discourtesy	117	369	62	10	73	631
Offensive Language	23	65	19	1	18	126
Total	899	3106	691	102	908	5706

Figure 35: Truncated CCRB Complaints (YTD 2018)

	Withdrawn	Uncooperative	Unavailable	Civilian Unidentified	Pending Litigation*	Total
Total	405	1100	307	42	284	2138

*Pending Litigation is a truncation category added in August 2017. It indicates that the complaint was truncated due to the complainant/alleged victim's attorney.

Complaints Against Officers Assigned to Police Service Areas

The Police Service Areas (PSA) are commands that police New York City Housing Developments throughout the five boroughs. PSA complaints are defined as complaints that contain at least one FADO allegation against an officer assigned to a PSA command.

Figure 36: PSA Complaints Closed as % of Total Complaints Closed

	Nov 2017	Nov 2018	YTD 2017	YTD 2018
PSA Complaints	19	9	161	175
Total Complaints	419	273	3756	3716
PSA Complaints as % of Total	4.5%	3.3%	4.3%	4.7%

A single PSA complaint may contain allegations against multiple officers assigned to multiple PSA commands. The following table breaks out the different PSAs and shows the number of officers assigned to each PSA against whom FADO allegations have been made.

Figure 37: Closed Complaints Against Officers Assigned to a PSA

	Nov 2017	Nov 2018	YTD 2017	YTD 2018
PSA 1	1	0	31	17
PSA 2	4	7	31	75
PSA 3	2	2	28	28
PSA 4	3	1	13	43
PSA 5	10	5	44	34
PSA 6	2	2	26	24
PSA 7	7	0	68	57
PSA 8	1	4	26	28
PSA 9	4	0	21	25
Total	34	21	288	331

Complaints typically contain more than one allegation. The following table shows the allegations made against officers assigned to PSA commands broken out by FADO type.

Figure 38: Closed Allegations Against Officers Assigned to a PSA by FADO Type

	Nov 2017		Nov 2018		YTD 2017		YTD 2018	
	Count	% of Total	Count	% of Total	Count	% of Total	Count	% of Total
Force (F)	15	36%	18	69%	106	28%	138	31%
Abuse of Authority (A)	24	57%	6	23%	204	53%	227	51%
Discourtesy (D)	3	7%	1	4%	57	15%	58	13%
Offensive Language (O)	0	0%	1	4%	15	4%	23	5%
Total	42	100%	26	100%	382	100%	446	100%

Dispositions of Officers Assigned to PSAs

The following tables show the Board disposition of officers assigned to a PSA with a FADO allegation made against them.

Figure 39: Disposition of PSA Officers (2017 vs 2018)

Full Investigations	Nov 2017		Nov 2018		YTD 2017		YTD 2018	
	Count	%of Total	Count	%of Total	Count	%of Total	Count	%of Total
Substantiated	1	4%	2	29%	35	21%	28	16%
Exonerated	9	39%	1	14%	58	35%	40	23%
Unfounded	1	4%	0	0%	3	2%	6	4%
Unsubstantiated	12	52%	4	57%	71	43%	97	57%
MOS Unidentified	0	0%	0	0%	0	0%	0	0%
Total - Full Investigations	23		7		167		171	
Mediation Closures	Count	%of Total	Count	%of Total	Count	%of Total	Count	%of Total
Mediated	0	0%	0	0%	11	32%	8	24%
Mediation Attempted	1	100%	0	0%	23	68%	25	76%
Total - ADR Closures	1		0		34		33	
Resolved Case Total	24	71%	7	33%	201	70%	204	62%
Truncations / Other Closures	Count	%of Total	Count	%of Total	Count	%of Total	Count	%of Total
Complaint withdrawn	1	10%	0	0%	14	16%	18	14%
Complainant/Alleged Victim/Witness uncooperative	7	70%	7	50%	55	63%	65	51%
Complainant/Alleged Victim/Witness unavailable	2	20%	7	50%	12	14%	20	16%
Alleged Victim unidentified	0	0%	0	0%	0	0%	0	0%
Closed - Pending Litigation*	0	0%	0	0%	4	5%	23	18%
Miscellaneous	0	0%	0	0%	0	0%	1	1%
Administrative closure*	0	0%	0	0%	2	2%	0	0%
Total - Other Case Dispositions	10		14		87		127	
Total - Closed Cases	34		21		288		331	

* Closed - Pending Litigation is a truncation category added in August 2017. It indicates that the complaint was truncated due to the complainant/alleged victim's attorney.

**Administrative closure is a special category that deals with NYPD's Internal Affairs Bureau-referred cases or spin off cases with no complainant/alleged victim, and in which CCRB attempts to locate or identify a complainant/alleged victim has yielded no results.

Mediation Unit

Whenever mediation between a complainant/alleged victim and subject officer is suitable, it is offered by CCRB investigators. If the complainant/alleged victim and subject officer both agree to participate, a neutral, third-party mediator facilitates a conversation between the parties. “Mediation Attempted” refers to a situation in which an officer agrees to mediate and the complainant becomes unavailable (after the complainant initially agreed to mediation). The chart below indicates the number of mediations and attempted mediations in November and this year.

Figure 40: Mediated Complaints Closed

	November 2018			YTD 2018		
	Mediated	Mediation Attempted	Total	Mediated	Mediation Attempted	Total
Mediated Complaints	9	6	15	208	231	439

Figure 41: Mediated FADO Allegations Closed

	November 2018			YTD 2018		
	Mediated	Mediation Attempted	Total	Mediated	Mediation Attempted	Total
Force	1	0	1	46	50	96
Abuse of Authority	11	10	21	315	456	771
Discourtesy	5	1	6	75	101	176
Offensive Language	1	0	1	11	21	32
Total	18	11	29	447	628	1075

Figure 42: Mediated Complaints By Borough (November 2018)

	Mediations
Bronx	1
Brooklyn	4
Manhattan	3
Queens	0
Staten Island	1

Figure 43: Mediated Allegations By Borough (November 2018)

	Mediations
Bronx	1
Brooklyn	7
Manhattan	8
Queens	0
Staten Island	2

**Figure 44: Mediated Complaints By Precinct
(Nov 2018 - YTD 2018)**

Precinct	Nov 2018	YTD 2018	Precinct	Nov 2018	YTD 2018
1	0	1	68	0	1
5	0	2	69	0	9
6	1	3	70	1	5
9	0	4	71	0	3
10	0	2	72	0	2
13	0	3	73	1	4
14	0	5	75	1	6
17	1	5	77	0	4
18	0	5	78	0	2
19	0	3	79	0	2
20	0	3	81	0	3
23	0	2	83	0	1
24	1	4	84	0	2
25	0	3	88	0	1
26	0	2	90	0	2
28	0	3	94	0	1
32	0	4	100	0	3
33	0	4	101	0	4
34	0	3	102	0	2
40	0	2	103	0	4
42	1	2	104	0	4
43	0	1	105	0	1
44	0	6	106	0	1
45	0	1	107	0	1
46	0	9	108	0	2
47	0	3	110	0	1
49	0	2	111	0	1
50	0	3	112	1	5
52	0	2	113	0	5
60	0	3	114	0	4
61	0	2	115	0	3
62	0	1	120	1	1
63	0	4	121	0	4
66	0	2	122	0	3
67	0	5	123	0	1
			NA	0	1

**Figure 45: Mediated Allegations By Precinct
(Nov 2018 - YTD 2018)**

Precinct	Nov 2018	YTD 2018	Precinct	Nov 2018	YTD 2018
1	0	1	68	0	4
5	0	3	69	0	26
6	2	5	70	1	11
9	0	8	71	0	4
10	0	9	72	0	3
13	0	7	73	1	4
14	0	12	75	2	10
17	3	9	77	0	7
18	0	15	78	0	7
19	0	9	79	0	6
20	0	6	81	0	6
23	0	2	83	0	2
24	3	8	84	0	4
25	0	11	88	0	2
26	0	4	90	0	8
28	0	5	94	0	1
32	0	11	100	0	6
33	0	6	101	0	12
34	0	7	102	0	3
40	0	3	103	0	11
42	1	3	104	0	11
43	0	2	105	0	4
44	0	11	106	0	1
45	0	4	107	0	2
46	0	15	108	0	6
47	0	7	110	0	1
49	0	3	111	0	2
50	0	8	112	3	10
52	0	5	113	0	8
60	0	12	114	0	4
61	0	2	115	0	7
62	0	2	120	2	2
63	0	7	121	0	11
66	0	4	122	0	4
67	0	9	123	0	1
			NA	0	1

Administrative Prosecution Unit

The CCRB’s Administrative Prosecution Unit (APU) prosecutes police misconduct cases when the Board has recommended charges, in the NYPD Trial Room. The APU is also able to offer pleas to officers who admit guilt rather than going to trial. Following a plea agreement or the conclusion of a disciplinary trial, cases are sent to the Police Commissioner for final penalties.

Figure 46: Administrative Prosecution Unit Case Closures

Disposition Category	Prosecution Disposition	Nov 2018	YTD 2018
Disciplinary Action	Not guilty after trial but Discipline Imposed	0	0
	Guilty after trial	1	8
	Trial verdict dismissed by PC, Comm. Disc. A imposed	0	0
	Trial verdict dismissed by PC, Comm. Disc. B imposed	0	0
	Trial verdict dismissed by PC, Formalized Training imposed	0	0
	Trial verdict dismissed by PC, Instructions imposed	0	0
	Trial verdict reversed by PC, Final verdict Guilty	0	0
	Resolved by plea	0	20
	Plea set aside, Comm. Disc. B	0	0
	Plea set aside, Comm. Disc. A	0	0
	Plea set aside, Formalized Training	0	0
	Plea set aside, Instructions	0	1
	*Retained, with discipline	0	2
	Disciplinary Action Total		1
No Disciplinary Action	Not guilty after trial	0	3
	Trial verdict reversed by PC, Final verdict Not Guilty	0	1
	Plea set aside, Without discipline	0	0
	**Retained, without discipline	0	2
	Dismissed by APU	0	0
	SOL Expired in APU	0	0
	No Disciplinary Action Total		0
Not Adjudicated	Charges not filed	0	0
	Deceased	0	0
	Other	0	4
	***Previously adjudicated, with discipline	0	0
	***Previously adjudicated, without discipline	0	0
	†Reconsidered by CCRB Board	0	4
	Retired	0	0
	SOL Expired prior to APU	0	0
	Not Adjudicated Total		0
Total Closures		1	45

*Retained cases are those in which the Department kept jurisdiction pursuant to Section 2 of the April 2, 2012 Memorandum of Understanding between the NYPD and the CCRB.

** When the Department keeps jurisdiction pursuant to Section 2 and does not impose any discipline on the officer, it is the equivalent of a category referred to as "Department Unable to Prosecute" (DUP). Cases are referred to as DUP when the department decides that it will not discipline an officer against whom the Board recommended discipline other than charges.

*** In some cases, the Department conducts its own investigation and prosecution prior to the completion of the CCRB's investigation. In those cases, the APU does not conduct a second prosecution.

† Under the Board's reconsideration process, an officer who has charges recommended as the penalty for a substantiated allegation may have the recommended penalty changed to something other than charges or have the disposition changed to something other than substantiated. In those cases, the APU ceases its prosecution.

NYPD Discipline

Under the New York City Charter, the Police Commissioner makes the final decision regarding discipline and the outcome of disciplinary trials.

The first chart reflects NYPD-imposed discipline for cases brought by the APU (Charges).

The chart on the following page reflects cases referred to the Police Commissioner where the Board recommended Command Discipline, Formalized Training or Instructions.

Figure 47: NYPD Discipline Imposed for Adjudicated APU Cases

Discipline*	November 2018	YTD 2018
Terminated	0	0
Suspension for or loss of vacation time of 31 or more days and/or Dismissal Probation	1	1
Suspension for or loss of vacation time of 21 to 30 days	0	0
Suspension for or loss of vacation time of 11 to 20 days	0	4
Suspension for or loss of vacation time of 1 to 10 days	0	23
Command Discipline B	0	0
Command Discipline A	0	0
Formalized Training**	0	2
Instructions***	0	1
Warned & Admonished/Reprimanded	0	0
Disciplinary Action† Total	1	31
No Disciplinary Action†	0	6
Adjudicated Total	1	37
Discipline Rate	100%	84%
Not Adjudicated† Total	0	8
Total Closures	1	45

*Where more than one penalty is imposed on a respondent, it is reported under the more severe penalty.

** Formalized training is conducted by the Police Academy, the NYPD Legal Bureau, or other NYPD Unit.

*** Instructions are conducted at the command level.

† The case closure types that define the "Disciplinary Action", "No Disciplinary Action" and "Not Adjudicated" categories are listed in Figure 43 on the previous page.

Figure 48: NYPD Discipline Imposed for Non-APU Cases

Disposition	Disposition Type*	November 2018	YTD 2018
Disciplinary Action	Terminated	0	0
	Suspension for or loss of vacation time of 31 or more days and/or Dismissal Probation	0	0
	Suspension for or loss of vacation time of 21 to 30 days	0	1
	Suspension for or loss of vacation time of 11 to 20 days	0	0
	Suspension for or loss of vacation time of 1 to 10 days	0	1
	Command Discipline B	0	10
	Command Discipline A	0	68
	Formalized Training**	7	137
	Instructions***	1	46
	Warned & admonished/Reprimanded	0	0
	Total	8	263
No Disciplinary Action	Not Guilty †	0	2
	Dismissed †	1	1
	Filed ††	0	5
	SOL Expired	0	4
	Department Unable to Prosecute†††	5	47
	No Finding ††††	0	6
		Total	6
	Discipline Rate	57%	80%
	DUP Rate	36%	14%

*Where the respondent is found guilty of charges, and the penalty imposed would fall into more than one of the above listed categories, it is reported under the more severe penalty.

** Formalized training is conducted by the Police Academy, the NYPD Legal Bureau, or other NYPD Unit.

*** Instructions are conducted at the command level.

† Trial outcomes in non-APU cases typically involve MOS who turned down command discipline, prompting the police department to proceed with charges.

†† "Filed" is a term used when the police department is not required to take action against the subject officer because the officer has resigned or retired from the department, or has been terminated.

††† When the department decides that it will not discipline an officer against whom the Board recommended discipline other than charges, those cases are referred to as "Department Unable to Prosecute," or DUP.

†††† "No Finding" refers to cases which the department reports as "Administratively Closed."

Figure 49: NYPD Discipline Imposed for Allegations - Non-APU Cases (November 2018)

Board Disposition	FADO Type	Allegation	Precinct	Borough	NYPD Discipline
Substantiated (Formalized Training)	A	Premises entered and/or searched	23	Manhattan	Formalized Training
Substantiated (Command Discipline A)	F	Physical force	28	Manhattan	No Discipline
Substantiated (Command Lvl Instructions)	A	Premises entered and/or searched	30	Manhattan	Formalized Training
Substantiated (Command Lvl Instructions)	A	Other	63	Brooklyn	Formalized Training
Substantiated (Command Lvl Instructions)	A	Other	63	Brooklyn	Formalized Training
Substantiated (Command Lvl Instructions)	D	Word	63	Brooklyn	Instructions
Substantiated (Formalized Training)	A	Frisk	70	Brooklyn	Formalized Training
Substantiated (Formalized Training)	A	Frisk	70	Brooklyn	Formalized Training
Substantiated (Command Discipline A)	A	Premises entered and/or searched	105	Outside NYC	Formalized Training
Substantiated (Command Discipline A)	A	Premises entered and/or searched	105	Outside NYC	Formalized Training
Substantiated (Command Discipline A)	A	Premises entered and/or searched	113	Queens	No Discipline
Substantiated (Command Discipline B)	A	Premises entered and/or searched	120	Staten Island	Formalized Training
Substantiated (Command Discipline B)	A	Premises entered and/or searched	120	Staten Island	No Discipline
Substantiated (Command Discipline B)	A	Premises entered and/or searched	120	Staten Island	No Discipline
Substantiated (Command Discipline B)	A	Threat of arrest	120	Staten Island	Formalized Training
Substantiated (Command Discipline B)	A	Threat to damage/seize property	120	Staten Island	Formalized Training
Substantiated (Command Lvl Instructions)	A	Search (of person)	120	Staten Island	No Discipline
Substantiated (Command Lvl Instructions)	A	Search (of person)	120	Staten Island	No Discipline

Figure 50: NYPD Discipline Imposed for Allegations - APU Adjudicated Cases (November 2018)

Board Disposition	FADO Type	Allegation	Precinct	Borough	NYPD Discipline
Substantiated (Charges)	F	Physical force	30	Manhattan	Dismissal Probation
Substantiated (Charges)	A	Refusal to obtain medical treatment	30	Manhattan	Dismissal Probation

Appendix

Over the years, the CCRB has made many types of data publicly available. In reorganizing the Monthly Report, we do not intend to remove any valuable information from the public domain. However, the Agency believes that some information is essential to place in the main body of the Monthly Report, while more granular charts and figures are better suited to the Appendix. We welcome you to contact the CCRB at www.nyc.gov or 212-912-7235 if you are having difficulty finding information on CCRB data that was formerly available.

Figure 51: CCRB Open Docket - Age of CCRB Cases Based On Incident Date

	November 2018		October 2018		Change	% Change
	Count	% of Total	Count	% of Total		
Cases 0-4 Months	1413	72.2%	1299	73.1%	114	8.8%
Cases 5-7 Months	287	14.7%	260	14.6%	27	10.4%
Cases 8 Months	71	3.6%	45	2.5%	26	57.8%
Cases 9 Months	39	2.0%	54	3.0%	-15	-27.8%
Cases 10 Months	45	2.3%	22	1.2%	23	104.5%
Cases 11 Months	20	1.0%	17	1.0%	3	17.6%
Cases 12 Months	17	0.9%	21	1.2%	-4	-19.0%
Cases 13 Months	19	1.0%	12	0.7%	7	58.3%
Cases 14 Months	9	0.5%	13	0.7%	-4	-30.8%
Cases 15 Months	13	0.7%	9	0.5%	4	44.4%
Cases 16 Months	6	0.3%	6	0.3%	0	0.0%
Cases 17 Months	2	0.1%	3	0.2%	-1	-33.3%
Cases 18 Months	0	0.0%	1	0.1%	-1	NA
Cases Over 18 Months	17	0.9%	14	0.8%	3	21.4%
NA	0	0.0%	0	0.0%	0	NA
Total	1958	100.0%	1776	100.0%	182	10.2%

Figure 52: CCRB Open Docket - Age of CCRB Cases Based On CCRB Received Date

	November 2018		October 2018		Change	% Change
	Count	% of Total	Count	% of Total		
Cases 0-4 Months	1533	78.3%	1418	79.8%	115	8.1%
Cases 5-7 Months	275	14.0%	234	13.2%	41	17.5%
Cases 8 Months	51	2.6%	40	2.3%	11	27.5%
Cases 9 Months	30	1.5%	26	1.5%	4	15.4%
Cases 10 Months	20	1.0%	8	0.5%	12	150.0%
Cases 11 Months	8	0.4%	12	0.7%	-4	-33.3%
Cases 12 Months	11	0.6%	15	0.8%	-4	-26.7%
Cases 13 Months	14	0.7%	8	0.5%	6	75.0%
Cases 14 Months	5	0.3%	4	0.2%	1	25.0%
Cases 15 Months	3	0.2%	3	0.2%	0	0.0%
Cases 16 Months	2	0.1%	2	0.1%	0	0.0%
Cases 17 Months	0	0.0%	0	0.0%	0	NA
Cases 18 Months	0	0.0%	1	0.1%	-1	NA
Cases Over 18 Months	6	0.3%	5	0.3%	1	20.0%
NA	0	0.0%	0	0.0%	0	NA
Total	1958	100.0%	1776	100.0%	182	10.2%

Figure 53: CCRB Investigations Docket - Age of CCRB Cases Based On Incident Date

	November 2018		October 2018		Change	% Change
	Count	% of Total	Count	% of Total		
Cases 0-4 Months	906	77.2%	842	76.3%	64	7.6%
Cases 5-7 Months	143	12.2%	146	13.2%	-3	-2.1%
Cases 8 Months	33	2.8%	23	2.1%	10	43.5%
Cases 9 Months	19	1.6%	24	2.2%	-5	-20.8%
Cases 10 Months	20	1.7%	13	1.2%	7	53.8%
Cases 11 Months	9	0.8%	11	1.0%	-2	-18.2%
Cases 12 Months	8	0.7%	10	0.9%	-2	-20.0%
Cases 13 Months	8	0.7%	6	0.5%	2	33.3%
Cases 14 Months	6	0.5%	10	0.9%	-4	-40.0%
Cases 15 Months	7	0.6%	4	0.4%	3	75.0%
Cases 16 Months	3	0.3%	3	0.3%	0	0.0%
Cases 17 Months	0	0.0%	1	0.1%	-1	NA
Cases 18 Months	0	0.0%	1	0.1%	-1	NA
Cases Over 18 Months	12	1.0%	9	0.8%	3	33.3%
NA	0	0.0%	0	0.0%	0	NA
Total	1174	100.0%	1103	100.0%	71	6.4%

Figure 54: CCRB DA Hold Docket - Age of CCRB Cases Based On Incident Date

	November 2018	
	Count	% of Total
Cases 0-4 Months	0	0.0%
Cases 5-7 Months	0	0.0%
Cases 8 Months	1	11.1%
Cases 9 Months	0	0.0%
Cases 10 Months	2	22.2%
Cases 11 Months	0	0.0%
Cases 12 Months	0	0.0%
Cases 13 Months	1	11.1%
Cases 14 Months	1	11.1%
Cases 15 Months	0	0.0%
Cases 16 Months	1	11.1%
Cases 17 Months	0	0.0%
Cases 18 Months	0	0.0%
Cases Over 18 Months	3	33.3%
NA	0	0.0%
Total	9	100.0%

Figure 55: Disposition of Force Allegations (YTD 2018)

Force Allegation	Substantiated		Exonerated		Unsubstantiated		Unfounded		Officer Unidentified		Miscellaneous	
	Count	%	Count	%	Count	%	Count	%	Count	%	Count	%
Gun Pointed	8	8.6%	37	39.8%	22	23.7%	12	12.9%	13	14%	1	1.1%
Gun fired	0	0%	4	100%	0	0%	0	0%	0	0%	0	0%
Nightstick as club (incl asp & baton)	2	9.1%	11	50%	4	18.2%	3	13.6%	2	9.1%	0	0%
Gun as club	0	0%	0	0%	3	75%	0	0%	1	25%	0	0%
Radio as club	0	0%	0	0%	0	0%	2	100%	0	0%	0	0%
Flashlight as club	1	100%	0	0%	0	0%	0	0%	0	0%	0	0%
Police shield	0	0%	1	25%	2	50%	0	0%	1	25%	0	0%
Vehicle	1	14.3%	0	0%	4	57.1%	2	28.6%	0	0%	0	0%
Other blunt instrument as a club	0	0%	1	10%	6	60%	1	10%	2	20%	0	0%
Hit against inanimate object	0	0%	5	13.9%	14	38.9%	16	44.4%	1	2.8%	0	0%
Chokehold	5	9.6%	0	0%	26	50%	13	25%	8	15.4%	0	0%
Pepper spray	14	66.7%	7	33.3%	0	0%	0	0%	0	0%	0	0%
Physical force	36	4.6%	314	39.7%	243	30.7%	95	12%	103	13%	0	0%
Handcuffs too tight	0	0%	0	0%	9	81.8%	2	18.2%	0	0%	0	0%
Nonlethal restraining device	3	16.7%	11	61.1%	2	11.1%	2	11.1%	0	0%	0	0%
Animal	0	0.0%	0	0.0%	0	0.0%	0	0.0%	0	0.0%	0	0.0%
Other	4	10.5%	8	21.1%	18	47.4%	6	15.8%	2	5.3%	0	0%
Restricted Breathing	0	0%	1	2.9%	16	45.7%	9	25.7%	9	25.7%	0	0%
Total	74	6.4%	400	34.8%	369	32.1%	163	14.2%	142	12.4%	1	0.1%

Figure 56: Disposition of Abuse of Authority Allegations (YTD 2018)

Abuse of Authority Allegation	Substantiated		Exonerated		Unsubstantiated		Unfounded		Officer Unidentified		Miscellaneous	
	Count	%	Count	%	Count	%	Count	%	Count	%	Count	%
Gun Drawn	0	0%	15	68.2%	4	18.2%	3	13.6%	0	0%	0	0%
Entry of Premises	22	9.7%	146	64.6%	49	21.7%	2	0.9%	7	3.1%	0	0%
Strip-searched	5	11.6%	9	20.9%	21	48.8%	6	14%	2	4.7%	0	0%
Vehicle stop	7	4.3%	75	45.7%	67	40.9%	0	0%	15	9.1%	0	0%
Vehicle search	20	13.2%	62	40.8%	54	35.5%	1	0.7%	15	9.9%	0	0%
Premises entered and/or searched	21	8.4%	166	66.7%	47	18.9%	5	2%	10	4%	0	0%
Threat of summons	3	20%	7	46.7%	2	13.3%	3	20%	0	0%	0	0%
Threat of arrest	12	3.7%	128	39.6%	125	38.7%	25	7.7%	33	10.2%	0	0%
Threat to notify ACS	2	14.3%	4	28.6%	7	50%	1	7.1%	0	0%	0	0%
Threat of force (verbal or physical)	15	8.9%	23	13.6%	86	50.9%	24	14.2%	21	12.4%	0	0%
Threat to damage/seize property	4	7.8%	15	29.4%	20	39.2%	2	3.9%	10	19.6%	0	0%
Property damaged	2	2.9%	13	18.6%	28	40%	5	7.1%	22	31.4%	0	0%
Refusal to process civilian complaint	14	41.2%	0	0%	11	32.4%	3	8.8%	6	17.6%	0	0%
Refusal to provide name/shield number	24	8.7%	5	1.8%	191	69.2%	36	13%	20	7.2%	0	0%
Retaliatory arrest	7	87.5%	0	0%	1	12.5%	0	0%	0	0%	0	0%
Retaliatory summons	5	71.4%	1	14.3%	0	0%	1	14.3%	0	0%	0	0%
Refusal to obtain medical treatment	5	6.6%	2	2.6%	55	72.4%	11	14.5%	3	3.9%	0	0%
Improper dissemination of medical info	0	0%	0	0%	0	0%	0	0%	1	100%	0	0%
Other	29	33%	38	43.2%	16	18.2%	0	0%	5	5.7%	0	0%
Seizure of property	2	5.7%	26	74.3%	6	17.1%	0	0%	1	2.9%	0	0%
Refusal to show search warrant	0	0%	0	0%	27	75%	4	11.1%	5	13.9%	0	0%
Frisk	55	25.2%	49	22.5%	70	32.1%	7	3.2%	37	17%	0	0%
Search (of person)	34	16.3%	36	17.3%	100	48.1%	5	2.4%	33	15.9%	0	0%
Stop	36	13.5%	116	43.4%	77	28.8%	6	2.2%	31	11.6%	1	0.4%
Question	6	9.8%	16	26.2%	25	41%	4	6.6%	10	16.4%	0	0%
Refusal to show arrest warrant	0	0%	0	0%	5	71.4%	0	0%	2	28.6%	0	0%
Interference with recording	14	20.9%	9	13.4%	25	37.3%	8	11.9%	11	16.4%	0	0%
Search of recording device	0	0%	1	9.1%	8	72.7%	1	9.1%	1	9.1%	0	0%
Electronic device information deletion	0	0%	0	0%	2	50%	0	0%	2	50%	0	0%

Forcible Removal to Hospital	9	6.7%	111	82.8%	11	8.2%	2	1.5%	1	0.7%	0	0%
Threat re: removal to hospital	3	17.6%	3	17.6%	8	47.1%	1	5.9%	2	11.8%	0	0%
Threat re: immigration status	0	0.0%	0	0.0%	0	0.0%	0	0.0%	0	0.0%	0	0.0%
Disseminated immigration status	0	0.0%	0	0.0%	0	0.0%	0	0.0%	0	0.0%	0	0.0%
Questioned immigration status	0	0%	1	33.3%	2	66.7%	0	0%	0	0%	0	0%
Search of Premises	13	11.7%	74	66.7%	18	16.2%	0	0%	6	5.4%	0	0%
Sex Miscon (Sexual Harassment, Verbal)	2	18.2%	0	0%	5	45.5%	3	27.3%	1	9.1%	0	0%
Sex Miscon (Sexual Harassment, Gesture)	0	0%	0	0%	0	0%	0	0%	1	100%	0	0%
Sexual Misconduct (Sexual Humiliation)	1	100%	0	0%	0	0%	0	0%	0	0%	0	0%
Sex Miscon (Sexual/Romantic Proposition)	1	50%	0	0%	1	50%	0	0%	0	0%	0	0%
Sex Miscon (Sexually Motivated Arrest)	0	0.0%	0	0.0%	0	0.0%	0	0.0%	0	0.0%	0	0.0%
Sex Miscon (Sexually Motivated Stop)	0	0.0%	0	0.0%	0	0.0%	0	0.0%	0	0.0%	0	0.0%
Sex Miscon (Sexually Motivated Frisk)	0	0.0%	0	0.0%	0	0.0%	0	0.0%	0	0.0%	0	0.0%
Sex Miscon (Sexually Motivated Search)	0	0.0%	0	0.0%	0	0.0%	0	0.0%	0	0.0%	0	0.0%
Sex Miscon (Sexually Motiv Strip-Search)	0	0.0%	0	0.0%	0	0.0%	0	0.0%	0	0.0%	0	0.0%
Sex Miscon (Sexually Motiv Vehicle Stop)	0	0.0%	0	0.0%	0	0.0%	0	0.0%	0	0.0%	0	0.0%
Sex Miscon (Sexually Motiv Photo/Video)	0	0.0%	0	0.0%	0	0.0%	0	0.0%	0	0.0%	0	0.0%
Sex Miscon (Sexually Motivated Summons)	0	0.0%	0	0.0%	0	0.0%	0	0.0%	0	0.0%	0	0.0%
Photography/Videography	1	20%	0	0%	2	40%	1	20%	1	20%	0	0%
Body Cavity Searches	0	0%	0	0%	1	100%	0	0%	0	0%	0	0%
Refusal to provide name	0	0.0%	0	0.0%	0	0.0%	0	0.0%	0	0.0%	0	0.0%
Refusal to provide shield number	0	0.0%	0	0.0%	0	0.0%	0	0.0%	0	0.0%	0	0.0%
Failure to provide RTKA card	0	0.0%	0	0.0%	0	0.0%	0	0.0%	0	0.0%	0	0.0%
Total	374	11.7%	1151	36.1%	1177	36.9%	170	5.3%	315	9.9%	1	0%

Figure 57: Disposition of Discourtesy Allegations (YTD 2018)

Discourtesy Allegation	Substantiated		Exonerated		Unsubstantiated		Unfounded		Officer Unidentified		Miscellaneous	
	Count	%	Count	%	Count	%	Count	%	Count	%	Count	%
Word	61	10.6%	18	3.1%	345	59.9%	61	10.6%	90	15.6%	1	0.2%
Gesture	0	0%	0	0%	4	80%	1	20%	0	0%	0	0%
Demeanor/tone	0	0.0%	0	0.0%	0	0.0%	0	0.0%	0	0.0%	0	0.0%
Action	6	7.9%	4	5.3%	43	56.6%	8	10.5%	15	19.7%	0	0%
Other	1	50%	0	0%	0	0%	1	50%	0	0%	0	0%
Total	68	10.3%	22	3.3%	392	59.5%	71	10.8%	105	15.9%	1	0.2%

Figure 58: Disposition of Offensive Language Allegations (YTD 2018)

Offensive Language Allegation	Substantiated		Exonerated		Unsubstantiated		Unfounded		Officer Unidentified		Miscellaneous	
	Count	%	Count	%	Count	%	Count	%	Count	%	Count	%
Race	1	2%	0	0%	36	72%	10	20%	3	6%	0	0%
Ethnicity	0	0%	0	0%	2	10.5%	9	47.4%	8	42.1%	0	0%
Religion	0	0%	0	0%	0	0%	1	50%	1	50%	0	0%
Sexual orientation	0	0%	0	0%	7	87.5%	0	0%	1	12.5%	0	0%
Physical disability	1	33.3%	0	0%	1	33.3%	0	0%	1	33.3%	0	0%
Other	2	11.1%	0	0%	8	44.4%	5	27.8%	3	16.7%	0	0%
Gender Identity	0	0.0%	0	0.0%	0	0.0%	0	0.0%	0	0.0%	0	0.0%
Gender	1	100%	0	0%	0	0%	0	0%	0	0%	0	0%
Total	5	5%	0	0%	54	53.5%	25	24.8%	17	16.8%	0	0%

Figure 59: Administrative Prosecutions Unit Open Docket (November 2018)

Case Stage	Cases	Percent
Case Off Calendar - Subsequent Appearance Pending	0	0%
Charges served, Conference Date Requested	0	0%
Trial commenced	0	0%
Awaiting filing of charges	12	14%
Charges filed, awaiting service	35	40%
Charges served, CORD/SoEH/DCS pending	18	21%
Calendared for court appearance	11	13%
Trial scheduled	9	10%
Plea agreed - paperwork pending	2	2%
Total	87	100%

CORD is the CO's Report on MOS facing discipline.
 SoEH is the Summary of Employment History.
 DCS is the Disciplinary Cover Sheet.

Figure 60: Administrative Prosecutions Unit Cases Awaiting Final Disposition (November 2018)

Case Stage	Cases	Percent
Disposition modified, awaiting final disp.	1	5%
Plea filed - awaiting approval by PC	13	68%
Verdict rendered - awaiting approval by PC	4	21%
Verdict rendered - Fogel response due	0	0%
Trial completed, awaiting verdict	1	5%
Total	19	100%

A Fogel response is a letter to the Trial Commissioner with comments from the CCRB on the Trial Commissioner's report and recommendation.

Figure 61: Officers With CCRB Complaints Closed in 2018 by Command

Patrol Services Bureau	Substantiated MOS Nov 2018	Substantiated MOS YTD 2018	Total MOS Nov 2018	Total MOS YTD 2018
Patrol Borough Manhattan South Total	0	9	21	255
Patrol Borough Manhattan North Total	0	48	20	411
Patrol Borough Bronx Total	2	54	44	726
Patrol Borough Brooklyn South Total	3	37	47	540
Patrol Borough Brooklyn North Total	1	38	34	533
Patrol Borough Queens South Total	0	15	17	364
Patrol Borough Queens North Total	0	13	10	202
Patrol Borough Staten Island Total	0	18	12	181
Special Operations Division Total	0	1	4	44
Other Patrol Services Bureau Commands Total	0	1	0	4
Total	6	234	209	3260
Other Bureaus				
Traffic Control Division Total	0	4	9	64
Transit Bureau Total	0	7	9	140
Housing Bureau Total	3	28	23	337
Organized Crime Control Bureau Total	1	10	6	134
Detective Bureau Total	1	6	5	136
Other Bureaus Total	2	15	7	111
Total	7	70	59	922
Other Commands				
Deputy Commissioners and Miscellaneous Commands Total	0	1	0	39
Undetermined	0	4	4	40
Total	13	309	272	4261

Table shows MOS command as recorded at the time of complaint.

Figure 62A: Officers With CCRB Complaints Closed in 2018 by Command - Patrol Borough Manhattan South

Manhattan South	Substantiated MOS Nov 2018	Substantiated MOS YTD 2018	Total MOS Nov 2018	Total MOS YTD 2018
001 Precinct	0	1	4	29
005 Precinct	0	1	1	22
006 Precinct	0	3	7	37
007 Precinct	0	0	1	17
009 Precinct	0	1	2	31
010 Precinct	0	1	0	11
013 Precinct	0	0	0	10
Midtown South Precinct	0	0	1	29
017 Precinct	0	0	0	7
Midtown North Precinct	0	2	2	41
Precincts Total	0	9	18	234
Patrol Borough Manhattan South Task Force	0	0	0	10
Patrol Borough Manhattan South HQ	0	0	3	11
Patrol Borough Manhattan South Anti-Crime Unit	0	0	0	0
Patrol Borough Manhattan South Total	0	9	21	255

Table shows MOS command as recorded at the time of complaint.

Figure 62B: Officers With CCRB Complaints Closed in 2018 by Command - Patrol Borough Manhattan North

Manhattan North	Substantiated MOS Nov 2018	Substantiated MOS YTD 2018	Total MOS Nov 2018	Total MOS YTD 2018
019 Precinct	0	3	3	32
020 Precinct	0	2	1	29
023 Precinct	0	3	3	36
024 Precinct	0	0	2	22
025 Precinct	0	4	0	47
026 Precinct	0	1	4	13
Central Park Precinct	0	1	1	5
028 Precinct	0	7	0	39
030 Precinct	0	3	2	25
032 Precinct	0	4	0	36
033 Precinct	0	1	2	52
034 Precinct	0	16	2	69
Precincts Total	0	45	20	405
Patrol Borough Manhattan North Task Force	0	0	0	0
Patrol Borough Manhattan North HQ	0	3	0	4
Patrol Borough Manhattan North Anti-Crime Unit	0	0	0	2
Manhattan North Impact Response Team	0	0	0	0
Patrol Borough Manhattan North Total	0	48	20	411

Table shows MOS command as recorded at the time of complaint.

Figure 62C: Officers With CCRB Complaints Closed in 2018 by Command - Patrol Borough Bronx

Bronx	Substantiated MOS Nov 2018	Substantiated MOS YTD 2018	Total MOS Nov 2018	Total MOS YTD 2018
040 Precinct	0	7	4	56
041 Precinct	0	6	5	62
042 Precinct	0	0	8	47
043 Precinct	0	1	1	37
044 Precinct	0	3	11	108
045 Precinct	0	8	0	34
046 Precinct	0	2	0	58
047 Precinct	0	10	0	72
048 Precinct	0	7	7	77
049 Precinct	1	2	6	42
050 Precinct	0	1	0	30
052 Precinct	1	6	1	93
Precincts Total	2	53	43	716
Patrol Borough Bronx Task Force	0	0	0	3
Patrol Borough Bronx HQ	0	1	1	5
Patrol Borough Bronx Anti-Crime Unit	0	0	0	2
Bronx Impact Response Team	0	0	0	0
Patrol Borough Bronx Total	2	54	44	726

Table shows MOS command as recorded at the time of complaint.

Figure 62D: Officers With CCRB Complaints Closed in 2018 by Command - Patrol Borough Brooklyn South

Brooklyn South	Substantiated MOS Nov 2018	Substantiated MOS YTD 2018	Total MOS Nov 2018	Total MOS YTD 2018
060 Precinct	0	1	1	36
061 Precinct	0	2	1	35
062 Precinct	0	1	2	33
063 Precinct	0	5	8	42
066 Precinct	0	0	0	15
067 Precinct	0	4	6	86
068 Precinct	2	6	5	26
069 Precinct	0	8	1	67
070 Precinct	0	0	8	51
071 Precinct	1	5	4	56
072 Precinct	0	1	7	42
076 Precinct	0	0	1	18
078 Precinct	0	0	1	16
Precincts Total	3	33	45	523
Patrol Borough Brooklyn South Task Force	0	4	0	9
Patrol Borough Brooklyn South HQ	0	0	0	0
Patrol Borough Brooklyn South Anti-Crime Unit	0	0	2	8
Brooklyn South Impact Response Team	0	0	0	0
Patrol Borough Brooklyn South Total	3	37	47	540

Table shows MOS command as recorded at the time of complaint.

Figure 62E: Officers With CCRB Complaints Closed in 2018 by Command - Patrol Borough Brooklyn North

Brooklyn North	Substantiated MOS Nov 2018	Substantiated MOS YTD 2018	Total MOS Nov 2018	Total MOS YTD 2018
073 Precinct	0	3	2	56
075 Precinct	0	4	12	106
077 Precinct	0	6	8	85
079 Precinct	1	7	7	80
081 Precinct	0	6	0	56
083 Precinct	0	3	1	39
084 Precinct	0	4	1	45
088 Precinct	0	2	0	17
090 Precinct	0	0	0	21
094 Precinct	0	1	3	18
Precincts Total	1	36	34	523
Patrol Borough Brooklyn North Task Force	0	0	0	0
Patrol Borough Brooklyn North HQ	0	2	0	3
Patrol Borough Brooklyn North Anti-Crime Unit	0	0	0	7
Brooklyn North Impact Response Team	0	0	0	0
Patrol Borough Brooklyn North Total	1	38	34	533

Table shows MOS command as recorded at the time of complaint.

Figure 62F: Officers With CCRB Complaints Closed in 2018 by Command - Patrol Borough Queens South

Queens South	Substantiated MOS Nov 2018	Substantiated MOS YTD 2018	Total MOS Nov 2018	Total MOS YTD 2018
100 Precinct	0	0	0	25
101 Precinct	0	1	4	75
102 Precinct	0	4	0	32
103 Precinct	0	0	3	53
105 Precinct	0	2	3	38
106 Precinct	0	2	0	28
107 Precinct	0	1	0	29
113 Precinct	0	5	7	80
Precincts Total	0	15	17	360
Patrol Borough Queens South Task Force	0	0	0	1
Patrol Borough Queens South HQ	0	0	0	0
Patrol Borough Queens South Anti-Crime Unit	0	0	0	3
Queens South Impact Response Team	0	0	0	0
Patrol Borough Queens South Total	0	15	17	364

Table shows MOS command as recorded at the time of complaint.

Figure 62G: Officers With CCRB Complaints Closed in 2018 by Command - Patrol Borough Queens North

Queens North	Substantiated MOS Nov 2018	Substantiated MOS YTD 2018	Total MOS Nov 2018	Total MOS YTD 2018
104 Precinct	0	1	2	22
108 Precinct	0	1	0	12
109 Precinct	0	0	0	22
110 Precinct	0	2	0	20
111 Precinct	0	0	0	15
112 Precinct	0	2	2	15
114 Precinct	0	6	4	64
115 Precinct	0	0	1	22
Precincts Total	0	12	9	192
Patrol Borough Queens North Task Force	0	0	0	0
Patrol Borough Queens North HQ	0	1	0	5
Patrol Borough Queens North Anti-Crime Unit	0	0	1	5
Patrol Borough Queens North Total	0	13	10	202

Table shows MOS command as recorded at the time of complaint.

Figure 62H: Officers With CCRB Complaints Closed in 2018 by Command - Patrol Borough Staten Island

Staten Island	Substantiated MOS Nov 2018	Substantiated MOS YTD 2018	Total MOS Nov 2018	Total MOS YTD 2018
120 Precinct	0	7	8	79
122 Precinct	0	4	2	47
123 Precinct	0	2	0	17
121 Precinct	0	0	2	23
Precincts Total	0	13	12	166
Patrol Borough Staten Island Task Force	0	0	0	2
Patrol Borough Staten Island HQ	0	5	0	10
Patrol Borough Staten Island Anti-Crime Unit	0	0	0	3
Staten Island Housing Unit	0	0	0	0
Staten Island Court Section	0	0	0	0
Staten Island Impact Response Team	0	0	0	0
Patrol Borough Staten Island Total	0	18	12	181

Table shows MOS command as recorded at the time of complaint.

Figure 62I: Officers With CCRB Complaints Closed in 2018 by Command - Special Operations Division

Special Operations	Substantiated MOS Nov 2018	Substantiated MOS YTD 2018	Total MOS Nov 2018	Total MOS YTD 2018
Emergency Services Unit and Squads 1-10	0	0	3	29
Harbor Unit	0	1	0	5
Aviation Unit	0	0	0	0
Canine Team	0	0	0	1
Mounted Unit	0	0	0	1
2 SOD Strategic Response Group	0	0	1	8
Special Operations Division Headquarters	0	0	0	0
Special Operations Division Total	0	1	4	44

Table shows MOS command as recorded at the time of complaint.

Figure 62J: Officers With CCRB Complaints Closed in 2018 by Command - Other Patrol Services Bureau Commands

Other Patrol Services Bureau Commands	Substantiated MOS Nov 2018	Substantiated MOS YTD 2018	Total MOS Nov 2018	Total MOS YTD 2018
Chiefs Office	0	1	0	4
Special Operations Division Taxi Unit	0	0	0	0
Other Patrol Services Bureau Commands Total	0	1	0	4

Table shows MOS command as recorded at the time of complaint.

Figure 62K: Officers With CCRB Complaints Closed in 2018 by Command - Traffic Control Division

Traffic Control Division	Substantiated MOS Nov 2018	Substantiated MOS YTD 2018	Total MOS Nov 2018	Total MOS YTD 2018
Traffic Control Division - Headquarters Command	0	0	0	0
Manhattan Traffic Task Force	0	1	3	11
Brooklyn Traffic Task Force	0	0	0	0
Bronx Traffic Task Force	0	0	0	0
Queens Traffic Task Force	0	0	0	0
Surface Transportation Enforcement Division (STED)	0	0	1	2
Bus Unit	0	0	1	4
Traffic Control Parking Enforcement District	0	0	0	0
Traffic Control Tow Units	0	0	0	0
Traffic Control Summons Enforcement	0	0	0	0
Traffic Command Intersection Control	0	0	0	0
Traffic Control Intelligence Unit	0	0	0	0
Highway District	0	1	0	4
Highway Unit #1	0	1	1	16
Highway Unit #2	0	0	2	11
Highway Unit #3	0	1	1	11
Highway Unit #4	0	0	0	0
Highway Unit #5	0	0	0	5
Highway Safety Enforcement Unit	0	0	0	0
Movie and TV Unit	0	0	0	0
Traffic Control Division Total	0	4	9	64

Table shows MOS command as recorded at the time of complaint.

Figure 62L: Officers With CCRB Complaints Closed in 2018 by Command - Transit Bureau

Transit Bureau	Substantiated MOS Nov 2018	Substantiated MOS YTD 2018	Total MOS Nov 2018	Total MOS YTD 2018
Transit Bureau Headquarters	0	0	0	0
Transit Bureau Authority Liaison	0	0	0	0
Transit Bureau Inspections	0	0	0	0
Transit Bureau Spec. Invest. Unit	0	0	0	0
Transit Bureau Crime Analysis	0	0	0	0
Transit Bureau Patrol Operations	0	0	0	0
Transit Bureau Manhattan	0	0	0	0
Transit Bureau Bronx	0	0	0	0
Transit Bureau Queens	0	0	0	0
Transit Bureau Brooklyn	0	0	0	0
TB DT01	0	0	0	4
TB DT02	0	2	0	19
TB DT03	0	0	1	22
TB DT04	0	0	0	13
TB DT11	0	0	0	5
TB DT12	0	1	0	8
TB DT20	0	0	0	4
TB DT23	0	0	1	4
TB DT30	0	0	0	6
TB DT32	0	0	2	10
TB DT33	0	0	0	8
TB DT34	0	0	2	6
Transit Bureau Manhattan Task Force	0	2	3	14
Transit Bureau Bronx Task Force	0	0	0	0
Transit Bureau Queens Task Force	0	0	0	0
Transit Bureau Brooklyn Task Force	0	1	0	3
Transit Bureau Homeless Outreach Unit	0	0	0	1
Transit Division Canine Unit	0	0	0	3
Transit Bureau Vandal Unit	0	0	0	0
Transit Bureau Special Operations Unit	0	0	0	4
TB Anti-Terrorism	0	1	0	6
Transportation Bureau and Transit Other Commands	0	0	0	0
Transit Bureau Total	0	7	9	140

Table shows MOS command as recorded at the time of complaint.

Figure 62M: Officers With CCRB Complaints Closed in 2018 by Command - Housing Bureau

Housing Bureau	Substantiated MOS Nov 2018	Substantiated MOS YTD 2018	Total MOS Nov 2018	Total MOS YTD 2018
Housing Bureau (Office of the Chief Command Center)	0	0	0	0
Housing Bureau Special Operations Section	0	0	0	0
PSA 1	0	1	0	17
PSA 2	2	3	7	72
PSA 3	0	1	2	26
PSA 4	0	0	1	43
PSA 5	0	3	5	33
PSA 6	0	1	2	24
PSA 7	0	12	0	57
PSA 8	0	5	4	28
PSA 9	0	0	0	27
Housing Bureau Brooklyn/Staten Island	0	0	0	0
Housing Bureau Manhattan	0	0	0	0
Housing Bureau Bronx/Queens	0	0	0	0
Housing Bureau Investigations	0	0	0	0
Housing Bureau Elevator Vandalism Unit	0	0	0	0
Housing Bureau Operations and Misc. Commands	0	0	0	0
Housing Bureau Total	3	28	23	337
Housing Borough Brooklyn Impact Response Team	1	2	2	10
Housing Borough Manhattan Impact Response Team	0	0	0	0
Housing Borough Bronx/Queens Impact Response Team	0	0	0	0
Housing Bureau Total	3	28	23	337

Table shows MOS command as recorded at the time of complaint.

Figure 62N: Officers With CCRB Complaints Closed in 2018 by Command - Organized Crime Control Bureau

Organized Crime Control Bureau	Substantiated MOS Nov 2018	Substantiated MOS YTD 2018	Total MOS Nov 2018	Total MOS YTD 2018
Queens Narcotics	0	2	0	31
Manhattan North Narcotics	0	2	0	6
Manhattan South Narcotics	0	0	0	14
Bronx Narcotics	0	3	1	23
Staten Island Narcotics	0	0	0	14
Brooklyn North Narcotics	0	0	1	24
Brooklyn South Narcotics	1	3	2	16
Narcotics Headquarters	0	0	0	0
Auto Crime Division	0	0	2	4
Vice Enforcement Division	0	0	0	0
Drug Enforcement Task Force	0	0	0	0
Organized Crime Headquarters	0	0	0	2
Organized Crime Control Bureau Total	1	10	6	134

Table shows MOS command as recorded at the time of complaint.

Figure 620: Officers With CCRB Complaints Closed in 2018 by Command - Detective Bureau

Detective Bureau	Substantiated MOS Nov 2018	Substantiated MOS YTD 2018	Total MOS Nov 2018	Total MOS YTD 2018
Detective Bureau Headquarters	0	0	0	4
Central Investigation and Resource Division	0	0	0	0
Special Investigations Division	0	0	0	10
Special Victims Division	1	3	1	10
Forensic Investigations Division	0	0	0	0
Fugitive Enforcement Division	0	0	0	0
Gang Division	0	1	2	25
Detective Borough Bronx	0	0	0	16
Detective Borough Manhattan	0	0	1	23
Detective Borough Brooklyn	0	1	0	28
Detective Borough Queens	0	1	1	19
Detective Borough Staten Island	0	0	0	1
DB Queens North Operations	0	0	0	0
DB Queens South Operations	0	0	0	0
Detective Bureau Total	1	6	5	136

Table shows MOS command as recorded at the time of complaint.

Figure 62P: Officers With CCRB Complaints Closed in 2018 by Command - Other Bureaus

Other Bureaus	Substantiated MOS Nov 2018	Substantiated MOS YTD 2018	Total MOS Nov 2018	Total MOS YTD 2018
Internal Affairs Bureau				
Internal Affairs Bureau	0	0	0	4
Criminal Justice Bureau				
Court Division	2	15	6	100
Court Bureau	0	0	0	0
Court LMSI	0	0	0	0
Court Unit	0	0	0	0
Criminal Justice Headquarters	0	0	1	2
Support Services Bureau				
Property Clerk Division	0	0	0	3
Fleet Services	0	0	0	0
Central Records Division	0	0	0	0
Personnel Bureau				
Applicant Processing Division	0	0	0	1
Health Services	0	0	0	0
Personnel Bureau Headquarters	0	0	0	1
Other Bureaus Total	2	15	7	111

Table shows MOS command as recorded at the time of complaint.

Figure 62Q: Officers With CCRB Complaints Closed in 2018 by Command - Deputy Commissioners and Miscellaneous Commands

Deputy Commissioners and Miscellaneous Commands	Substantiated MOS Nov 2018	Substantiated MOS YTD 2018	Total MOS Nov 2018	Total MOS YTD 2018
Deputy Commissioner Legal Matters - License Division	0	0	0	1
Deputy Commissioner Legal Matters - Legal Bureau	0	0	0	0
DC Training	0	0	0	0
Deputy Commissioner Training - Police Academy	0	0	0	0
Deputy Commissioner Training - Police Academy Training	0	0	0	3
Deputy Commissioner Training - In-service Training Section	0	0	0	2
Deputy Commissioner Management and Budget	0	0	0	0
Police Commissioner Office	0	0	0	0
Community Affairs Division	0	0	0	0
Chief of Community Affairs	0	0	0	0
Community Affairs Juvenile Section	0	0	0	0
School Safety Bronx/Manhattan	0	0	0	0
School Safety Queens/Brooklyn	0	0	0	4
Office of Equal Employment	0	0	0	0
Deputy Commissioner Operations	0	0	0	1
DC Operations Financial Mgmt.	0	0	0	0
Intelligence Division	0	1	0	24
Chief of Department	0	0	0	3
Department Advocate	0	0	0	0
Deputy Commissioner Public Information	0	0	0	0
Crime Prevention	0	0	0	0
First Deputy Commissioner	0	0	0	0
Office of Management, Analysis and Planning	0	0	0	1
Quality Assurance Division	0	0	0	0
Deputy Commissioner Counterterrorism	0	0	0	0
Chief of Department Evaluation Section	0	0	0	0
Deputy Commissioners and Miscellaneous Commands Total	0	1	0	39

Table shows MOS command as recorded at the time of complaint.