

DAILY REPORT

7/1/2021

(Data from Wednesday, June 30, 2021)

Code Red

SINGLE ADULTS	
Drop-in Center Clients Served	404
Drop-in Center Overnight Census	121
Faith Bed Census	22
Outreach Contacts	141
Outreach Placements	6
Safe Haven Utilization	1031
Veterans In Short-term Housing	197
Criminal Justice Short-term Housing	118

(5 of 6 sites reported)
 (5 of 6 sites reported)
 (5 of 6 sites reported)

FAMILY INTAKE	
Families Requesting Temporary Housing at PATH	84
Adult Families Requesting Temporary Housing at AFIC	10
Families Placed in Overnight Accommodations	0
Families w/children at PATH Overnight (pre 10PM)	0

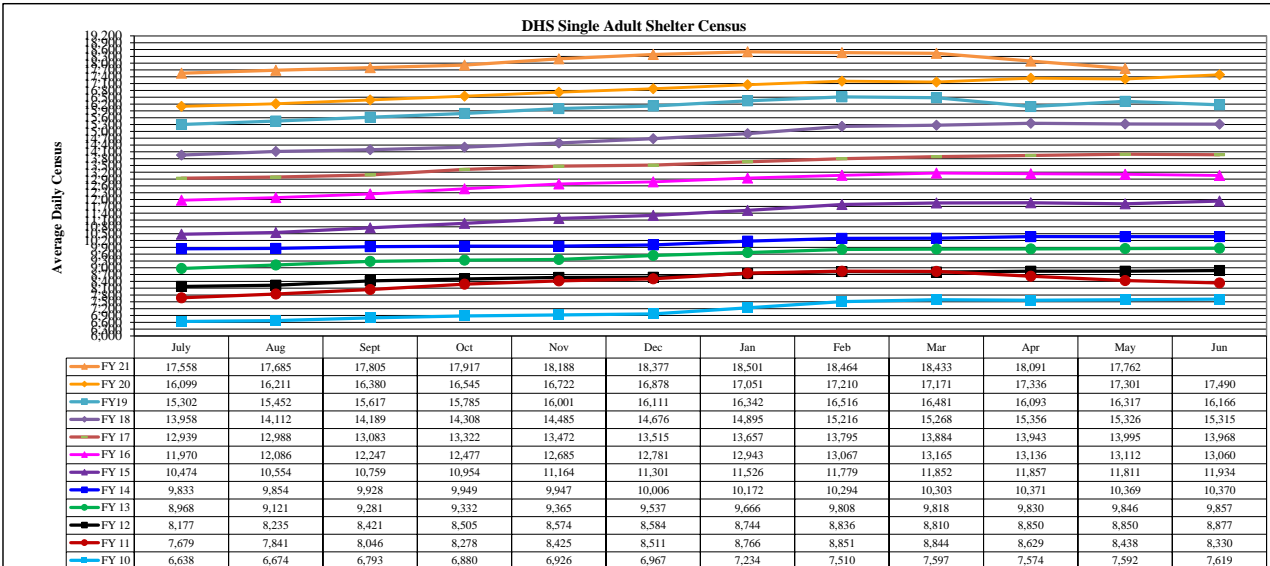
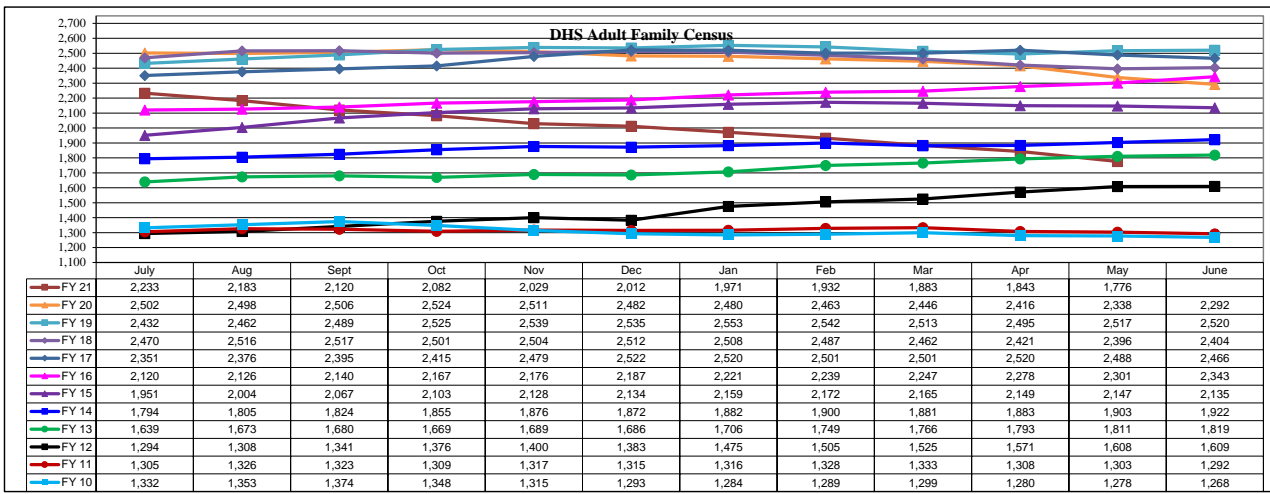
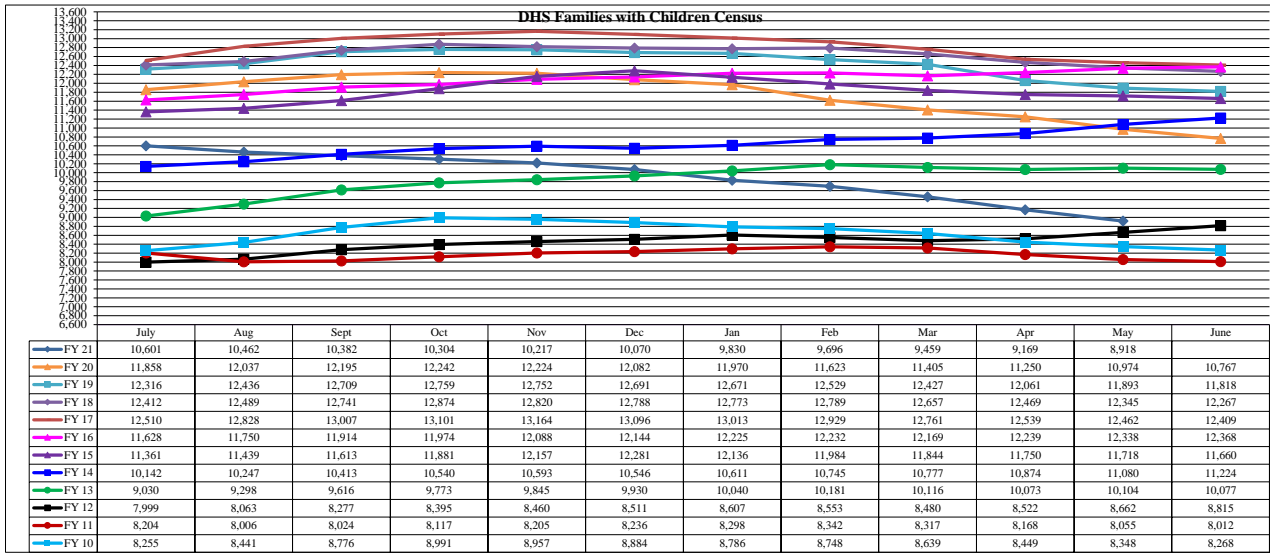
TOTAL SHELTER CENSUS	
Adults	31,987
Children	15,058
Total Individuals	47,045

SINGLE ADULTS	
Men	12,752
Women	4,229
Total Single Adults	16,981

FAMILIES WITH CHILDREN	
Families	8,674
Adults	11,361
Children	15,058
Individuals	26,419

ADULT FAMILIES CENSUS	
Families	1,730
Individuals (Adults)	3,645

x



*Due to data conversion the average monthly census for December 2011 and January 2012 for Families with Children and Adult Families is based upon data for a partial month.