

DAILY REPORT

4/8/2020

(Data from Tuesday, April 07, 2020)

SINGLE ADULTS	
Drop-in Center Clients Served	579
Drop-in Center Overnight Census	219
Faith Bed Census	52
Outreach Contacts	296
Outreach Placements	21
Safe Haven Utilization	1052
Veterans In Short-term Housing	245
Criminal Justice Short-term Housing	215

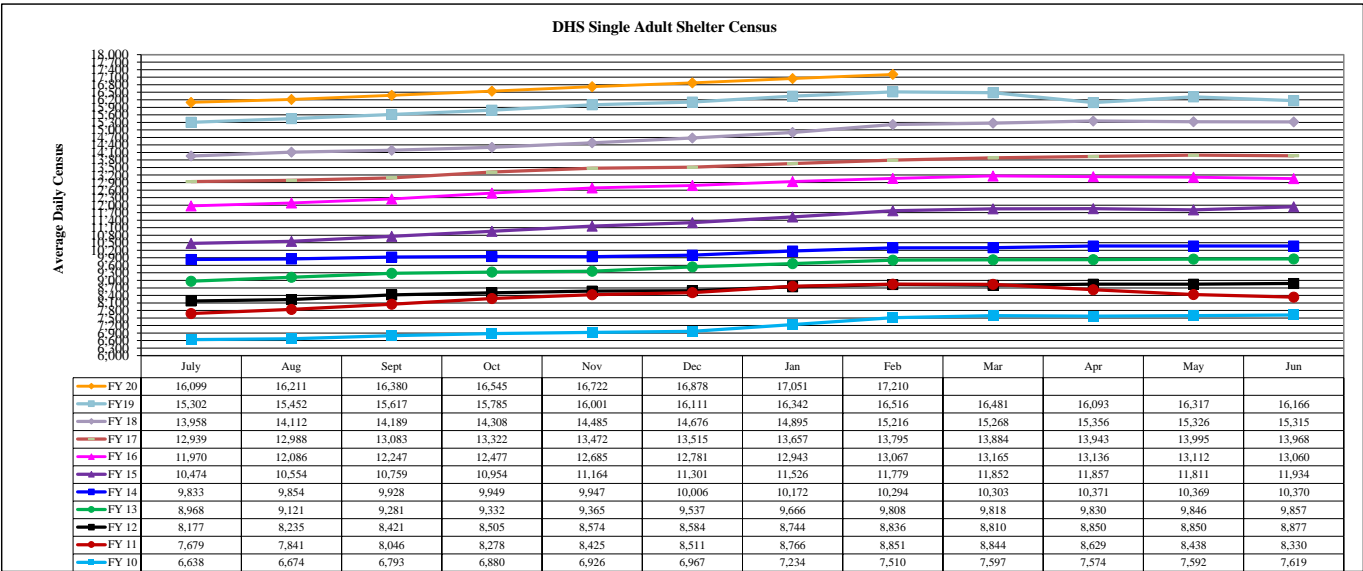
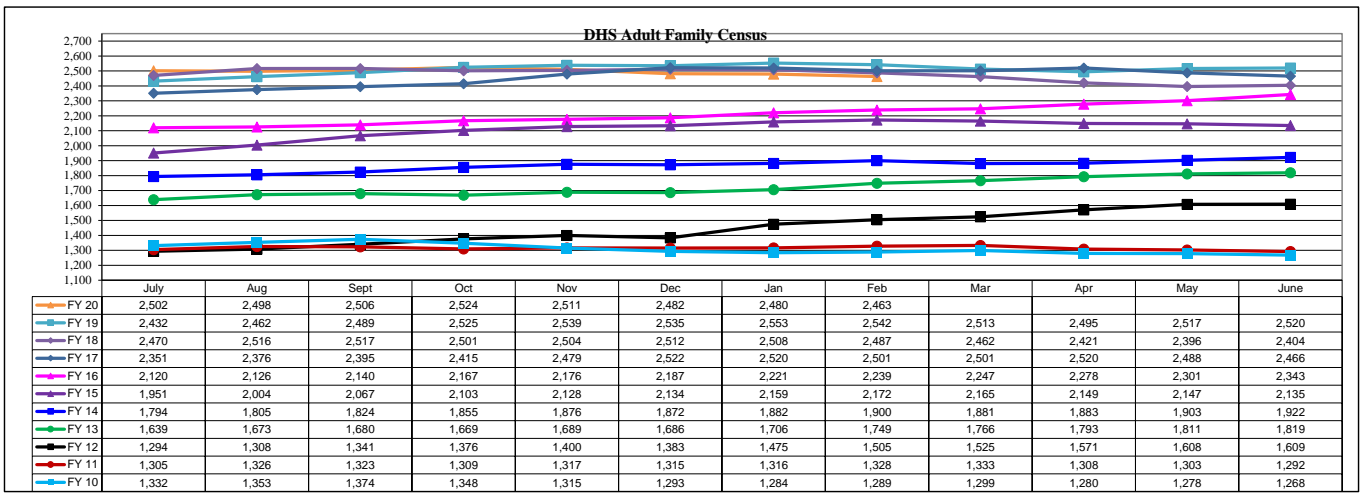
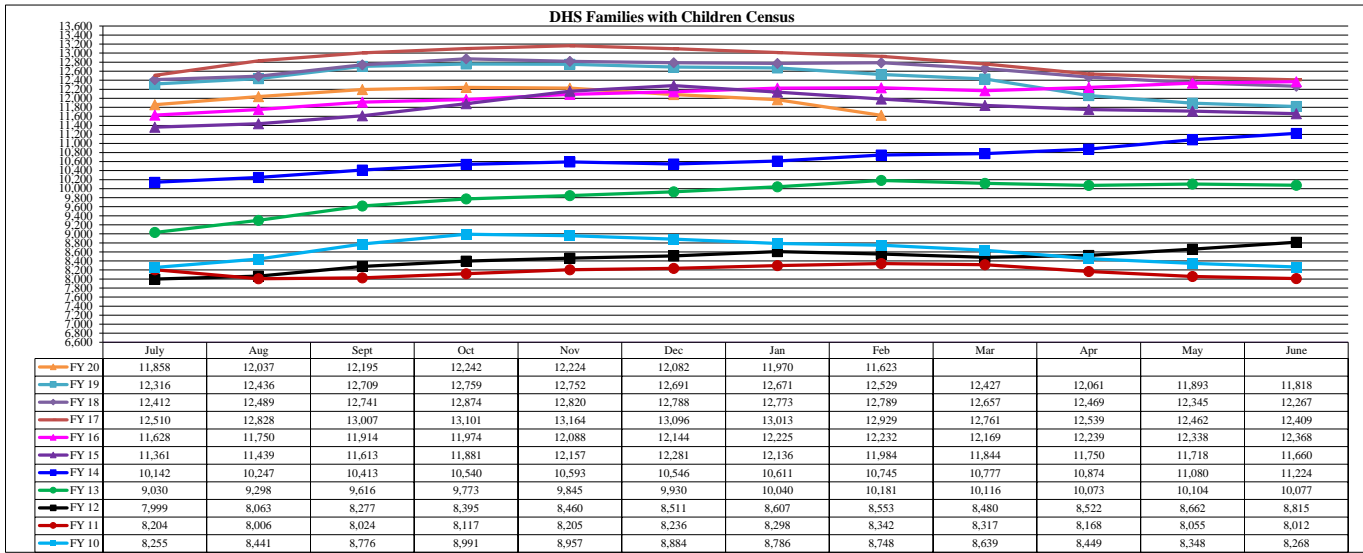
FAMILY INTAKE	
Families Requesting Temporary Housing at PATH	53
Adult Families Requesting Temporary Housing at AFIC	11
Families Placed in Overnight Accommodations	0
Families w/children at PATH Overnight (pre 10PM)	0

TOTAL SHELTER CENSUS	
Adults	37,716
Children	20,266
Total Individuals	57,982

SINGLE ADULT SHELTER CENSUS	
Men	12,686
Women	4,617
Total Single Adults	17,303

FAMILIES WITH CHILDREN CENSUS	
Families	11,399
Adults	15,253
Children	20,266
Individuals	35,519

ADULT FAMILIES CENSUS	
Families	2,450
Individuals (Adults)	5,160



*Due to data conversion the average monthly census for December 2011 and January 2012 for Families with Children and Adult Families is based upon data for a partial month.