

DAILY REPORT

4/22/2021

(Data from Wednesday, April 21, 2021)

Code Blue

SINGLE ADULTS	
Drop-in Center Clients Served	394
Drop-in Center Overnight Census	147
Faith Bed Census	26
Outreach Contacts	351
Outreach Placements	12
Safe Haven Utilization	1102
Veterans In Short-term Housing	204
Criminal Justice Short-term Housing	102

(5 of 6 sites reported)
 (5 of 6 sites reported)
 (5 of 6 sites reported)

FAMILY INTAKE	
Families Requesting Temporary Housing at PATH	96
Adult Families Requesting Temporary Housing at AFIC	19
Families Placed in Overnight Accommodations	0
Families w/children at PATH Overnight (pre 10PM)	0

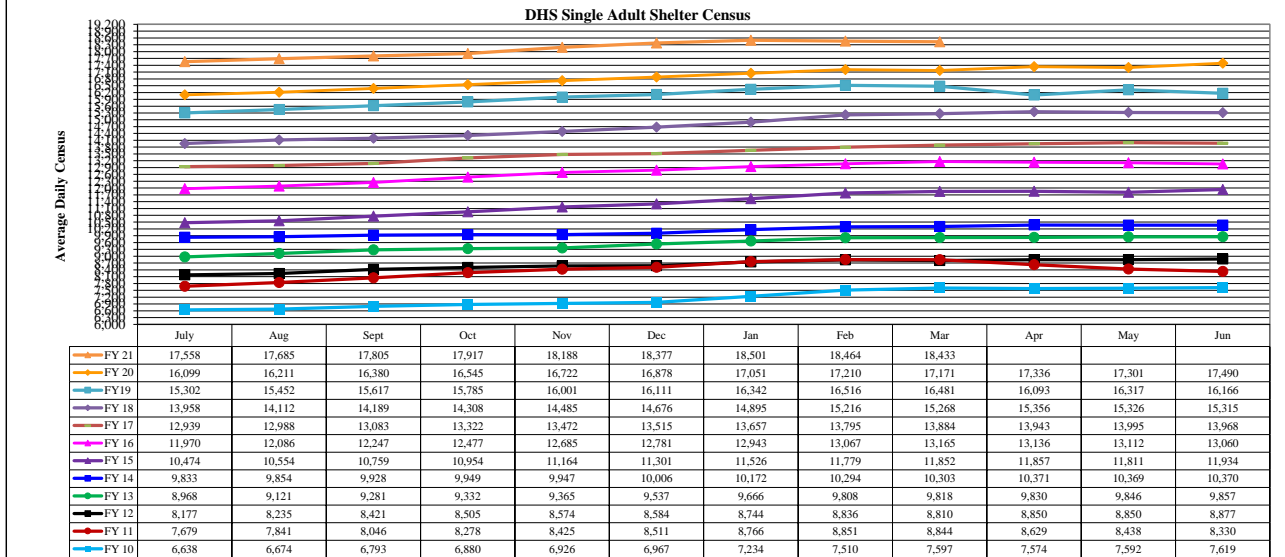
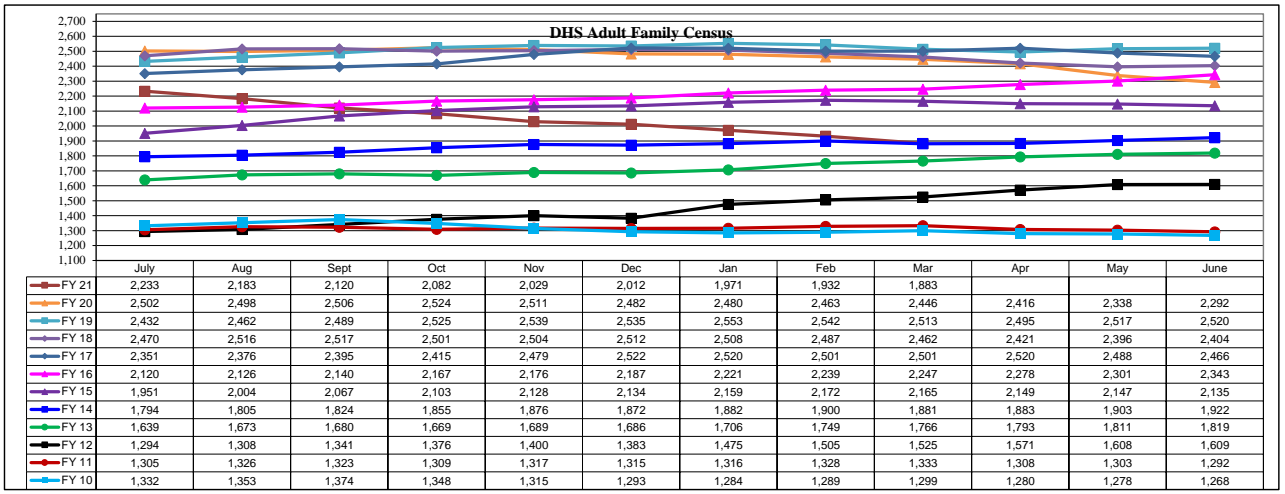
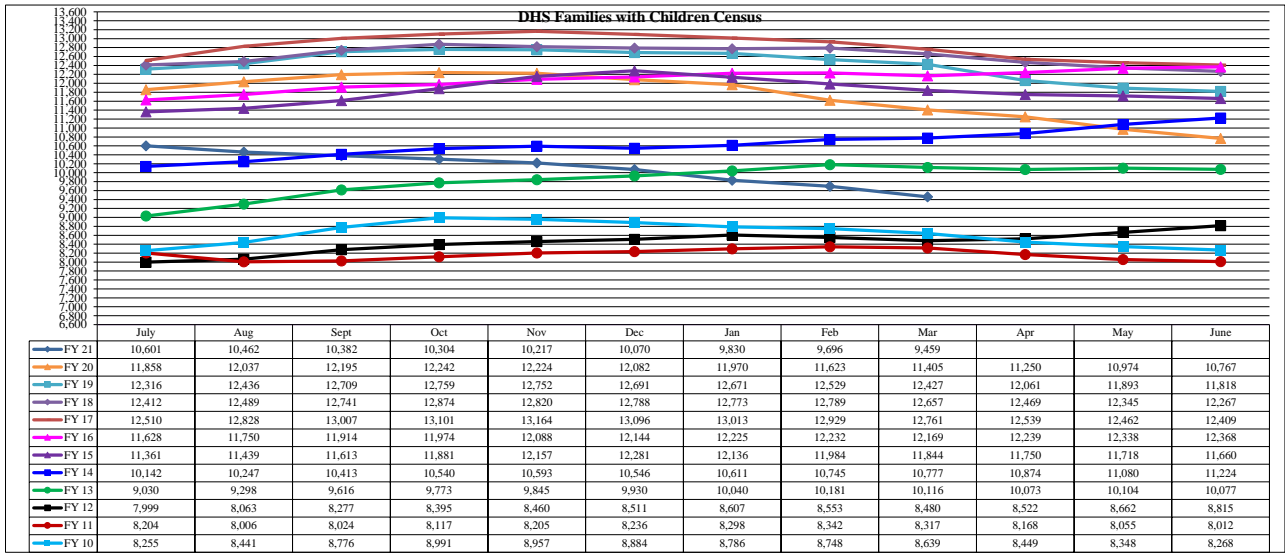
TOTAL SHELTER CENSUS	
Adults	33,969
Children	15,883
Total Individuals	49,852

SINGLE ADULTS	
Men	13,733
Women	4,374
Total Single Adults	18,107

FAMILIES WITH CHILDREN	
Families	9,112
Adults	11,996
Children	15,883
Individuals	27,879

ADULT FAMILIES CENSUS	
Families	1,835
Individuals (Adults)	3,866

x



*Due to data conversion the average monthly census for December 2011 and January 2012 for Families with Children and Adult Families is based upon data for a partial month.