

DAILY REPORT

12/1/2020

(Data from Monday, November 30, 2020)

SINGLE ADULTS	
Drop-in Center Clients Served	338
Drop-in Center Overnight Census	115
Faith Bed Census	48
Outreach Contacts	232
Outreach Placements	11
Safe Haven Utilization	1119
Veterans In Short-term Housing	231
Criminal Justice Short-term Housing	116

Incomplete (5/6)
 Incomplete (5/6)
 Incomplete (5/6)

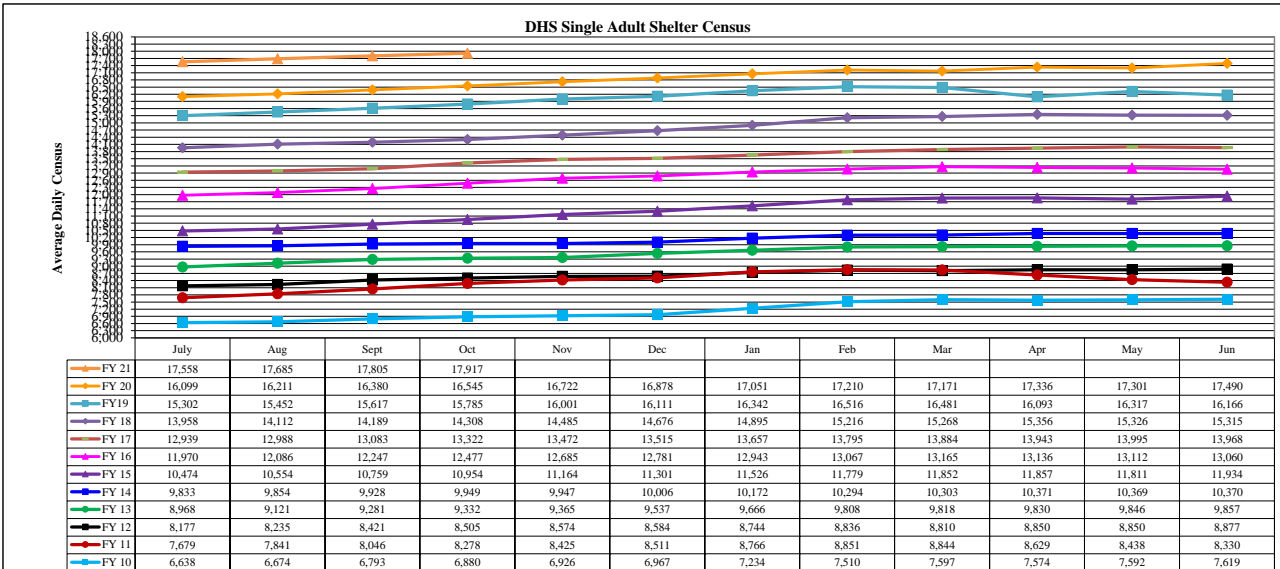
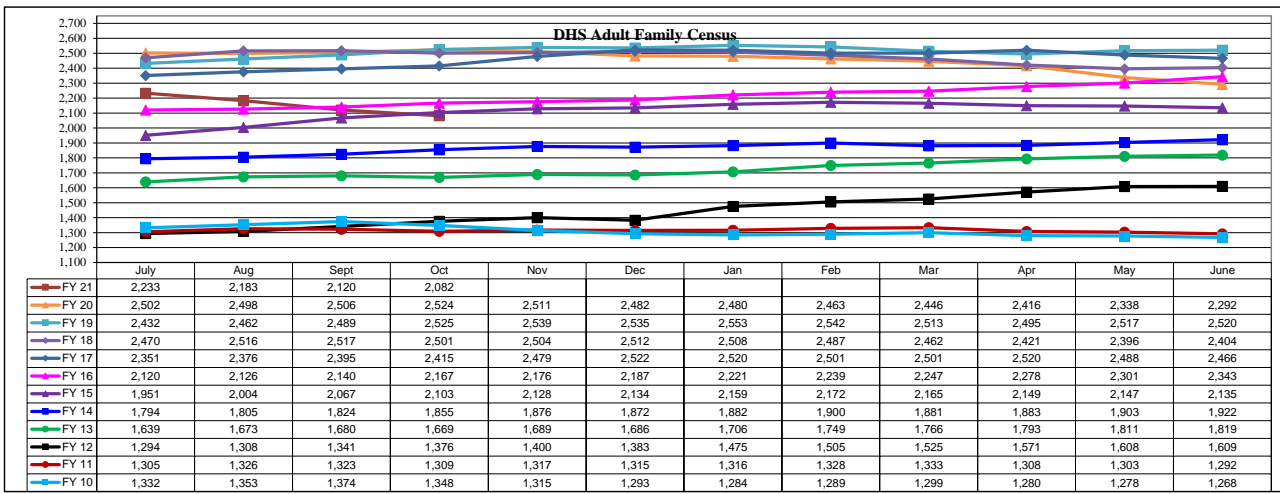
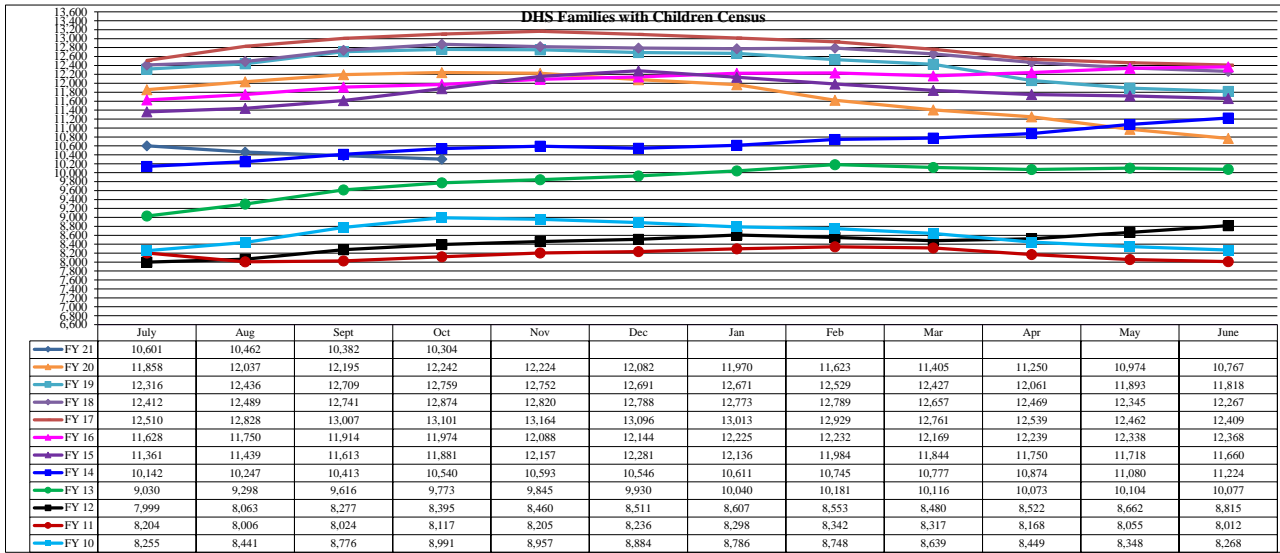
FAMILY INTAKE	
Families Requesting Temporary Housing at PATH	129
Adult Families Requesting Temporary Housing at AFIC	14
Families Placed in Overnight Accommodations	0
Families w/children at PATH Overnight (pre 10PM)	0

TOTAL SHELTER CENSUS	
Adults	35,812
Children	17,780
Total Individuals	53,592

SINGLE ADULTS	
Men	13,692
Women	4,522
Total Single Adults	18,214

FAMILIES WITH CHILDREN CENSUS	
Families	10,151
Adults	13,349
Children	17,780
Individuals	31,129

ADULT FAMILIES CENSUS	
Families	2,011
Individuals (Adults)	4,249



*Due to data conversion the average monthly census for December 2011 and January 2012 for Families with Children and Adult Families is based upon data for a partial month.