

DAILY REPORT

3/9/2020

(Data from Sunday, March 08, 2020)

SINGLE ADULTS	
Drop-in Center Clients Served	707
Drop-in Center Overnight Census	263
Faith Bed Census	140
Outreach Contacts	209
Outreach Placements	10
Safe Haven Utilization	1050
Veterans In Short-term Housing	239
Criminal Justice Short-term Housing	210

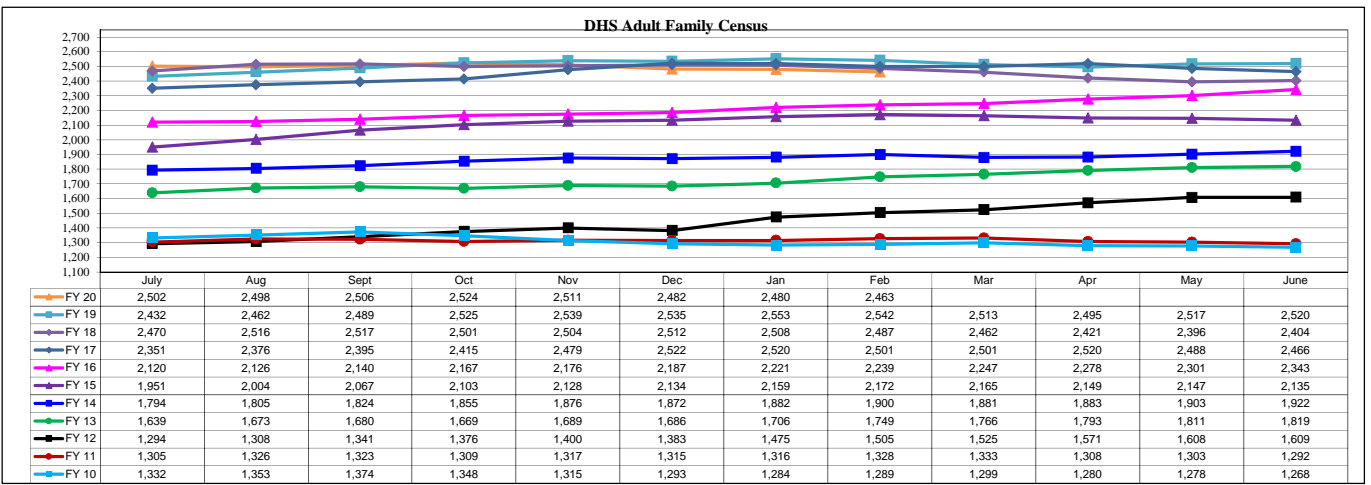
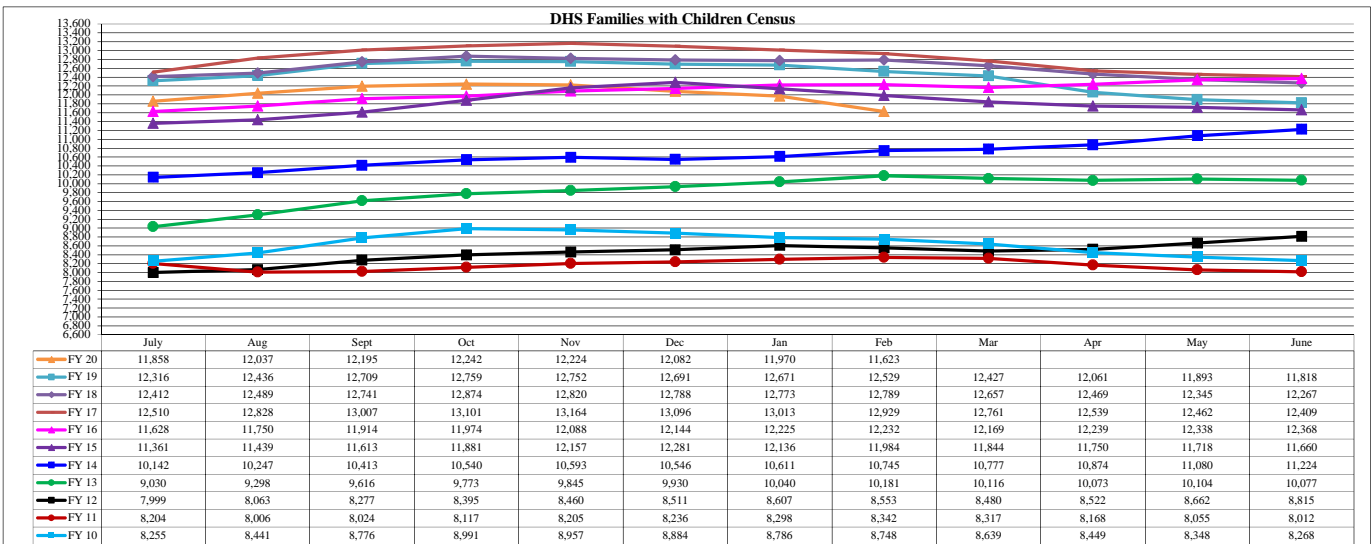
FAMILY INTAKE	
Families Requesting Temporary Housing at PATH	56
Adult Families Requesting Temporary Housing at AFIC	5
Families Placed in Overnight Accommodations	0
Families w/children at PATH Overnight (pre 10PM)	0

TOTAL SHELTER CENSUS	
Adults	37,680
Children	20,478
Total Individuals	58,158

SINGLE ADULT SHELTER CENSUS	
Men	12,522
Women	4,660
Total Single Adults	17,182

FAMILIES WITH CHILDREN CENSUS	
Families	11,418
Adults	15,305
Children	20,478
Individuals	35,783

ADULT FAMILIES CENSUS	
Families	12,522
Individuals (Adults)	5,193



*Due to data conversion the average monthly census for December 2011 and January 2012 for Families with Children and Adult Families is based upon data for a partial mon

DAILY REPORT

3/10/2020

(Data from Monday, March 09, 2020)

SINGLE ADULTS	
Drop-in Center Clients Served	632
Drop-in Center Overnight Census	252
Faith Bed Census	172
Outreach Contacts	362
Outreach Placements	16
Safe Haven Utilization	1052
Veterans In Short-term Housing	238
Criminal Justice Short-term Housing	220

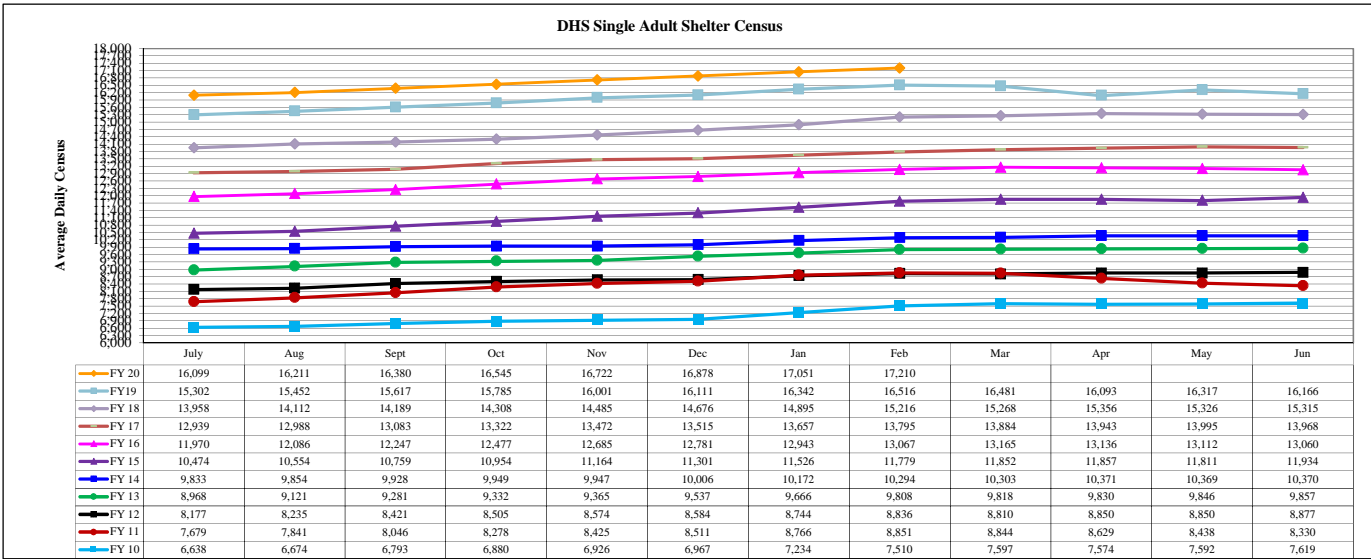
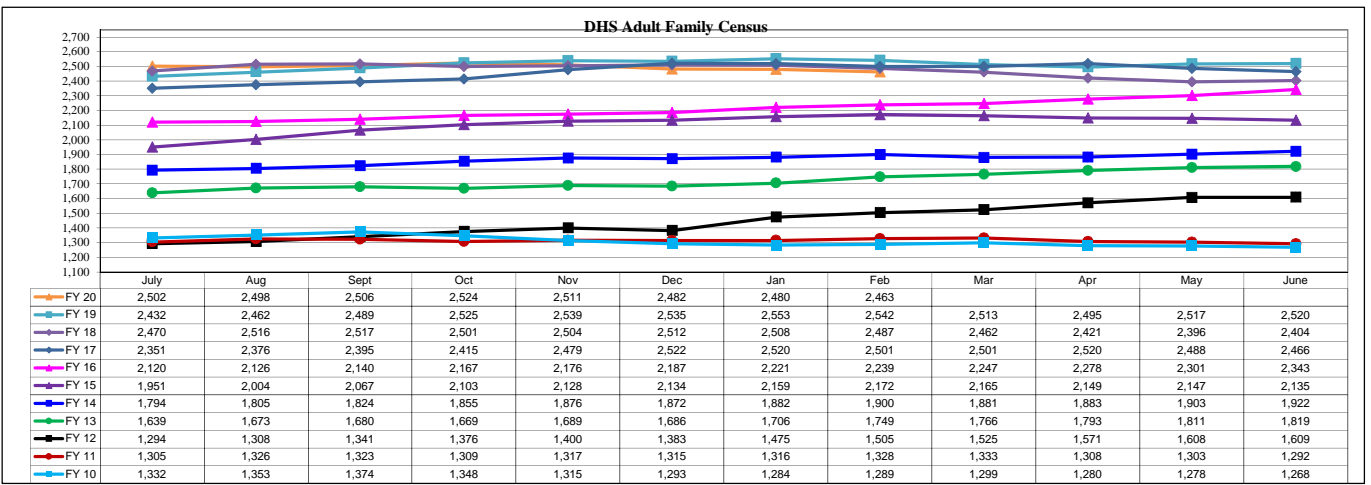
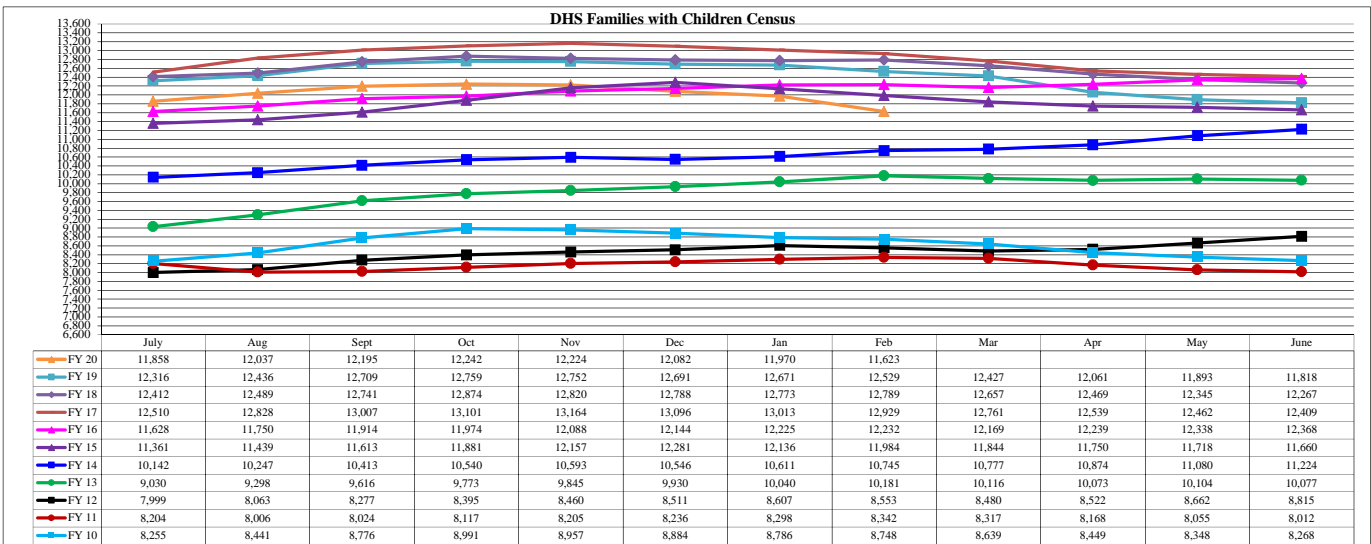
FAMILY INTAKE	
Families Requesting Temporary Housing at PATH	83
Adult Families Requesting Temporary Housing at AFIC	21
Families Placed in Overnight Accommodations	0
Families w/children at PATH Overnight (pre 10PM)	0

TOTAL SHELTER CENSUS	
Adults	37,688
Children	20,453
Total Individuals	58,141

SINGLE ADULT SHELTER CENSUS	
Men	12,527
Women	4,660
Total Single Adults	17,187

FAMILIES WITH CHILDREN CENSUS	
Families	11,410
Adults	15,280
Children	20,453
Individuals	35,733

ADULT FAMILIES CENSUS	
Families	2,476
Individuals (Adults)	5,221



*Due to data conversion the average monthly census for December 2011 and January 2012 for Families with Children and Adult Families is based upon data for a partial mon

DAILY REPORT

3/11/2020

(Data from Tuesday, March 10, 2020)

SINGLE ADULTS	
Drop-in Center Clients Served	651
Drop-in Center Overnight Census	242
Faith Bed Census	156
Outreach Contacts	405
Outreach Placements	26
Safe Haven Utilization	1051
Veterans In Short-term Housing	239
Criminal Justice Short-term Housing	217

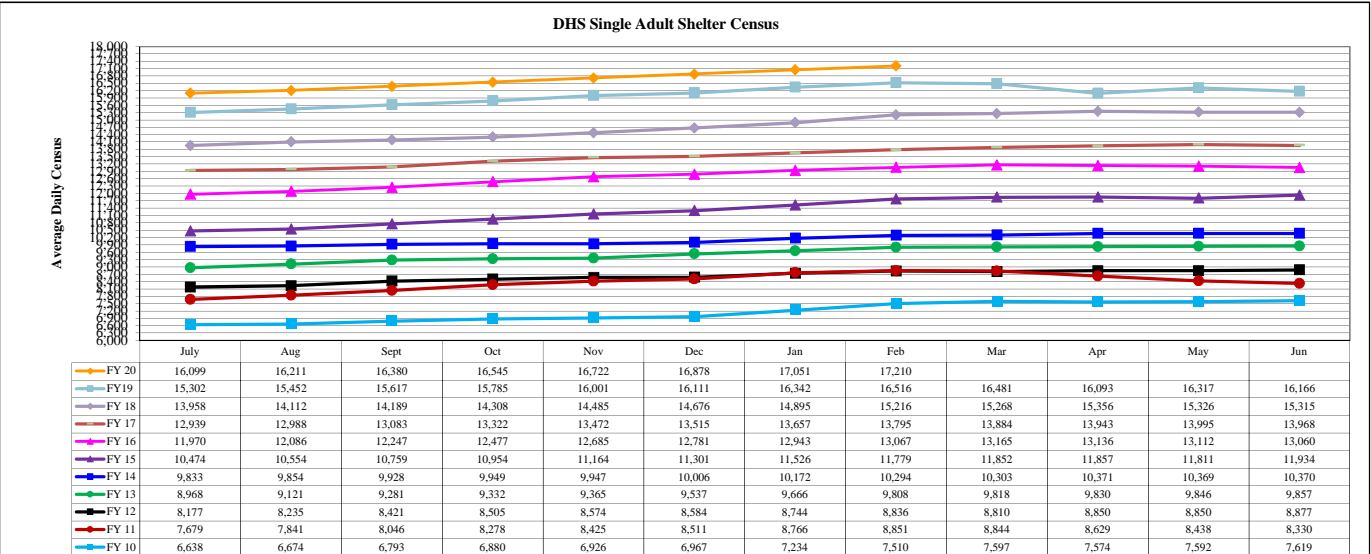
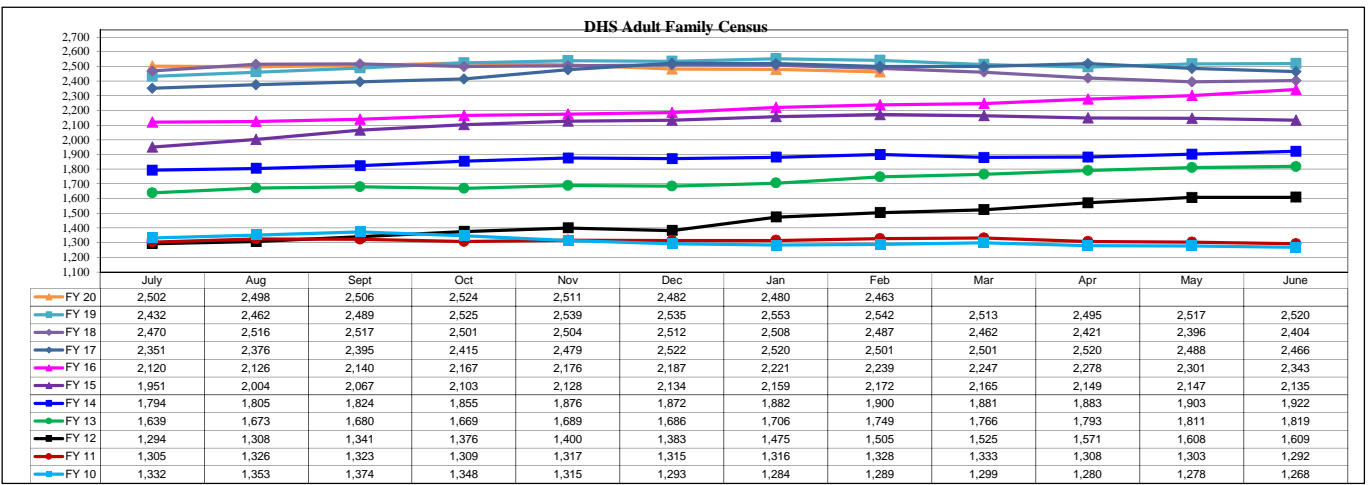
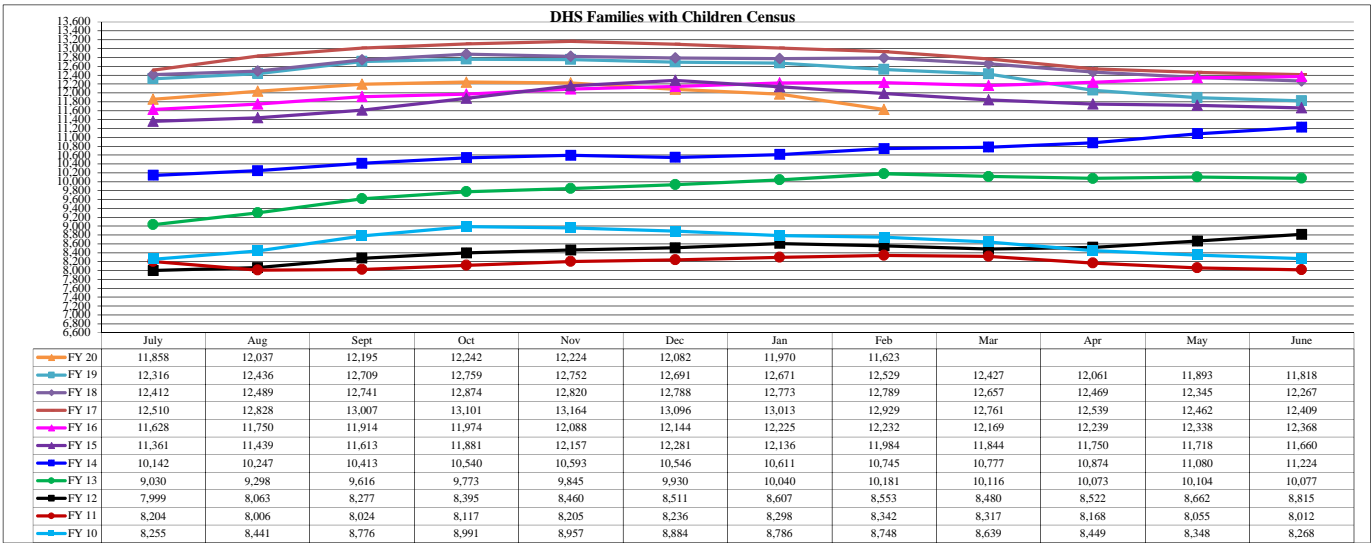
FAMILY INTAKE	
Families Requesting Temporary Housing at PATH	87
Adult Families Requesting Temporary Housing at AFIC	15
Families Placed in Overnight Accommodations	0
Families w/children at PATH Overnight (pre 10PM)	0

TOTAL SHELTER CENSUS	
Adults	37,688
Children	20,453
Total Individuals	58,141

SINGLE ADULT SHELTER CENSUS	
Men	12,527
Women	4,660
Total Single Adults	17,187

FAMILIES WITH CHILDREN CENSUS	
Families	11,410
Adults	15,280
Children	20,453
Individuals	35,733

ADULT FAMILIES CENSUS	
Families	2,476
Individuals (Adults)	5,221



*Due to data conversion the average monthly census for December 2011 and January 2012 for Families with Children and Adult Families is based upon data for a partial mon

DAILY REPORT

3/12/2020

(Data from Wednesday, March 11, 2020)

SINGLE ADULTS	
Drop-in Center Clients Served	650
Drop-in Center Overnight Census	237
Faith Bed Census	160
Outreach Contacts	377
Outreach Placements	18
Safe Haven Utilization	1052
Veterans In Short-term Housing	229
Criminal Justice Short-term Housing	216

FAMILY INTAKE	
Families Requesting Temporary Housing at PATH	81
Adult Families Requesting Temporary Housing at AFIC	16
Families Placed in Overnight Accommodations	0
Families w/children at PATH Overnight (pre 10PM)	0

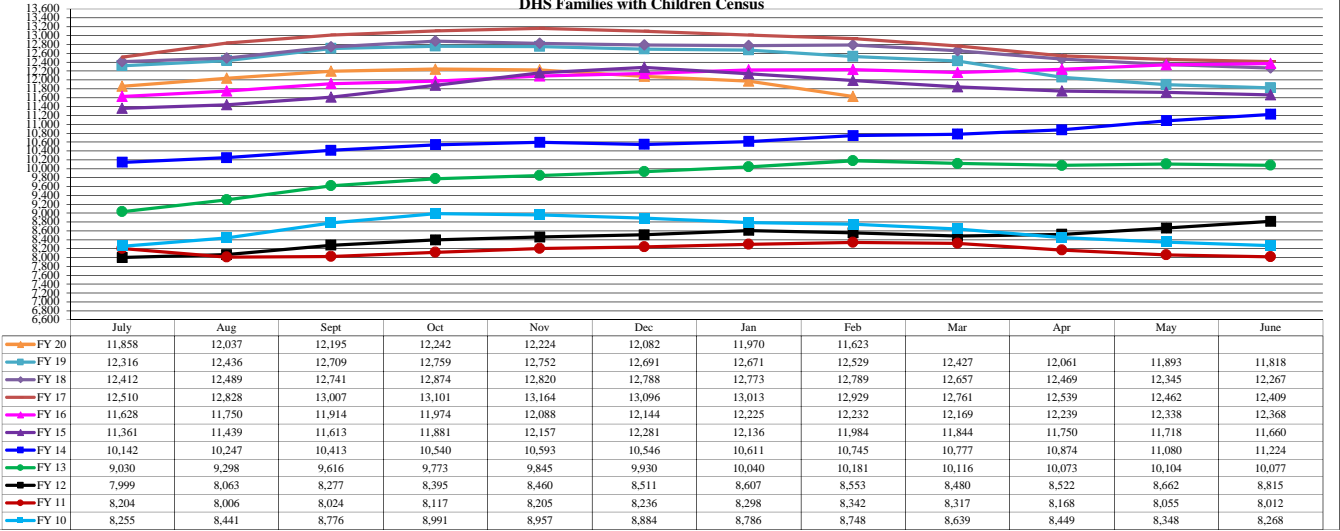
TOTAL SHELTER CENSUS	
Adults	37,653
Children	20,465
Total Individuals	58,118

SINGLE ADULT SHELTER CENSUS	
Men	12,519
Women	4,663
Total Single Adults	17,182

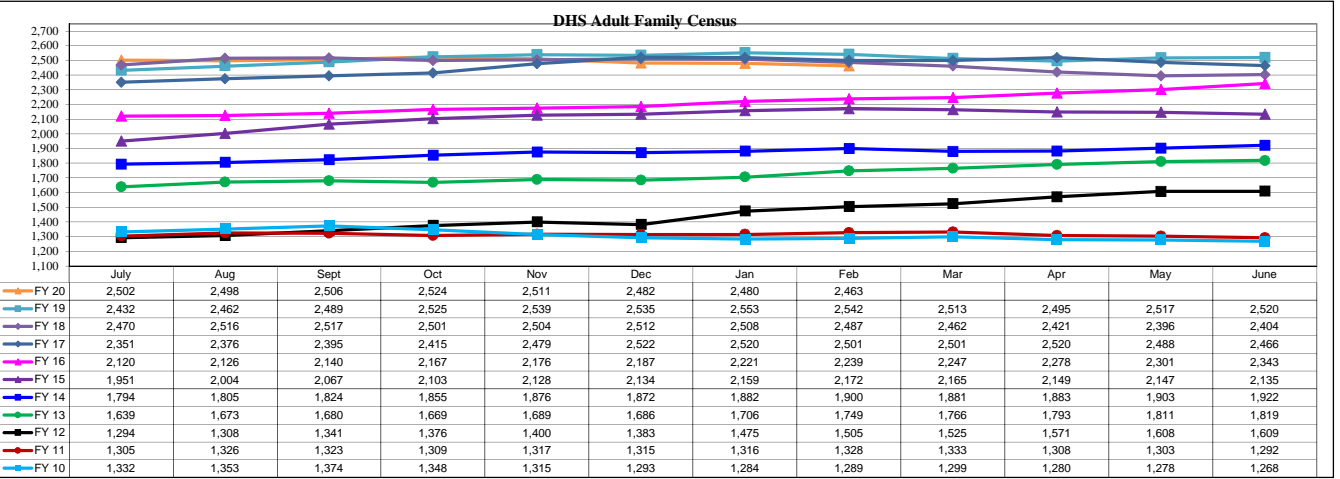
FAMILIES WITH CHILDREN CENSUS	
Families	11,416
Adults	15,276
Children	20,465
Individuals	35,741

ADULT FAMILIES CENSUS	
Families	2,463
Individuals (Adults)	5,195

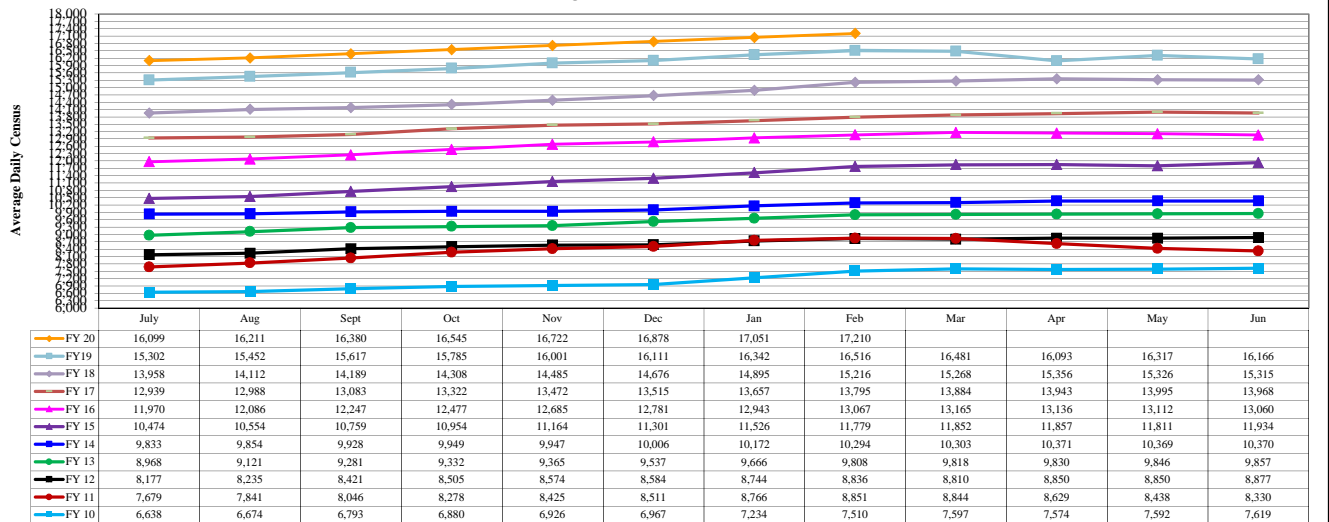
DHS Families with Children Census



DHS Adult Family Census



DHS Single Adult Shelter Census



*Due to data conversion the average monthly census for December 2011 and January 2012 for Families with Children and Adult Families is based upon data for a partial mon

DAILY REPORT

3/13/2020

(Data from Thursday, March 12, 2020)

SINGLE ADULTS	
Drop-in Center Clients Served	517 Incomplete (4)
Drop-in Center Overnight Census	227 Incomplete (4)
Faith Bed Census	108 Incomplete (4)
Outreach Contacts	353
Outreach Placements	25
Safe Haven Utilization	1054
Veterans In Short-term Housing	239
Criminal Justice Short-term Housing	215

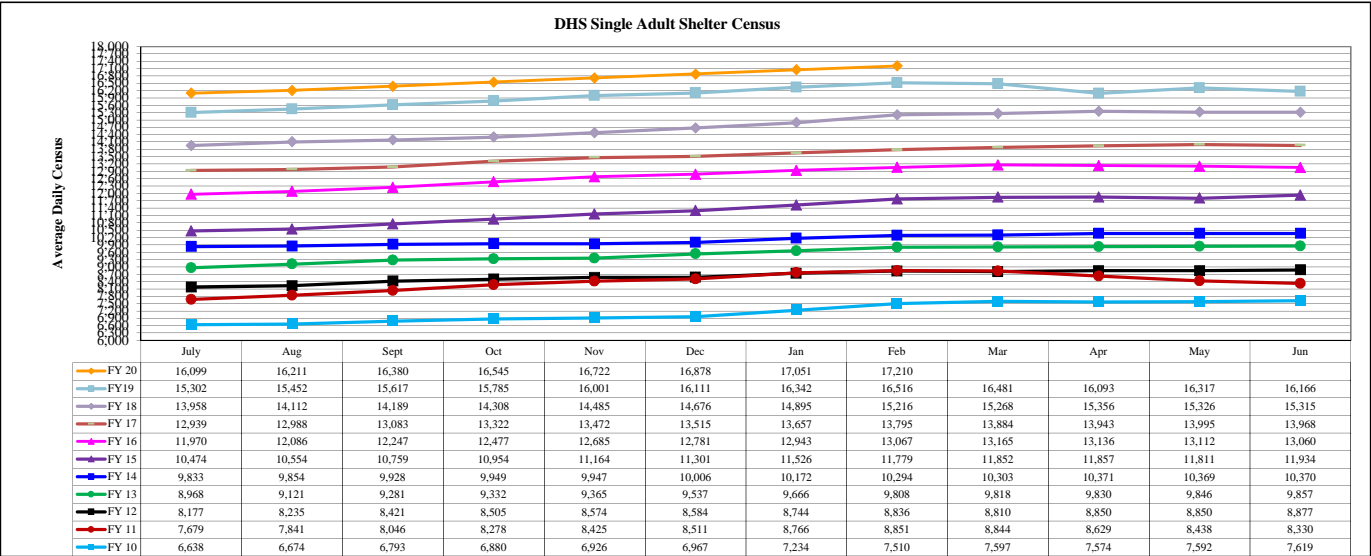
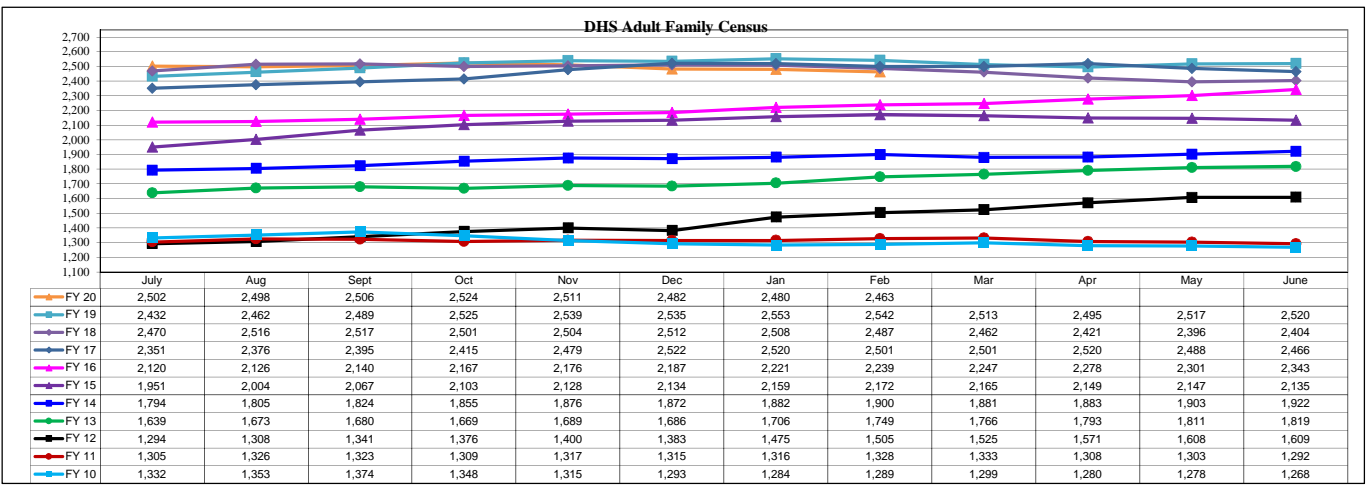
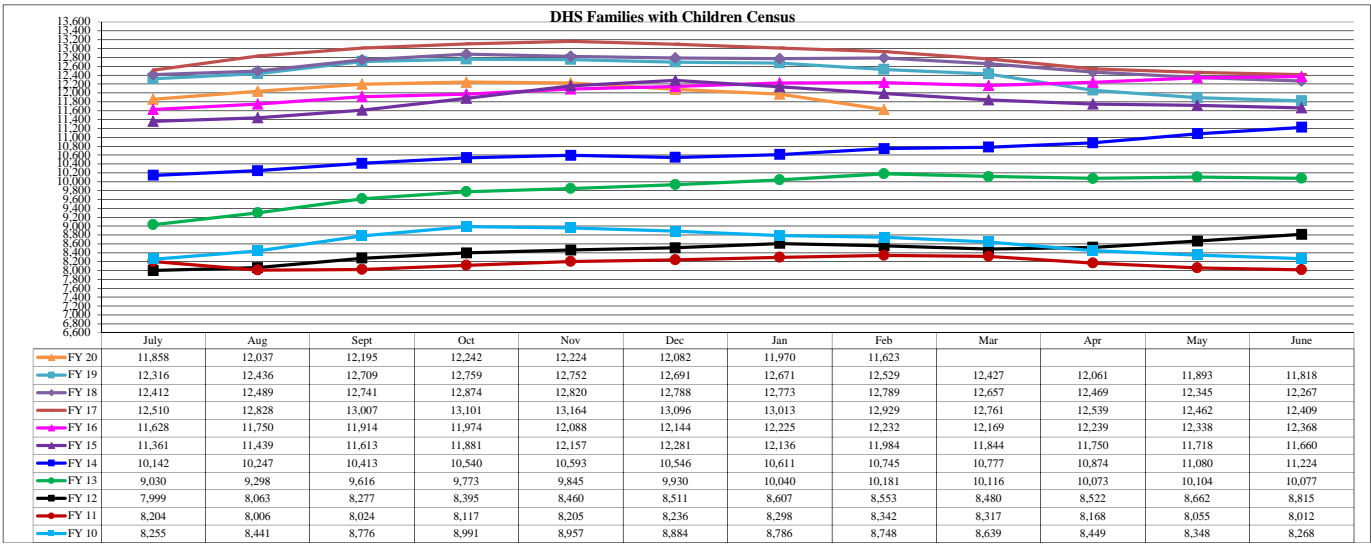
FAMILY INTAKE	
Families Requesting Temporary Housing at PATH	73
Adult Families Requesting Temporary Housing at AFIC	19
Families Placed in Overnight Accommodations	0
Families w/children at PATH Overnight (pre 10PM)	0

TOTAL SHELTER CENSUS	
Adults	37,684
Children	20,488
Total Individuals	58,172

SINGLE ADULT SHELTER CENSUS	
Men	12,561
Women	4,656
Total Single Adults	17,217

FAMILIES WITH CHILDREN CENSUS	
Families	11,423
Adults	15,291
Children	20,488
Individuals	35,779

ADULT FAMILIES CENSUS	
Families	2,457
Individuals (Adults)	5,176



*Due to data conversion the average monthly census for December 2011 and January 2012 for Families with Children and Adult Families is based upon data for a partial mon