

**DAILY REPORT**

10/21/2022

(Data from Thursday, October 20, 2022)

SINGLE ADULTS	
Drop-in Center Clients Served	560
Drop-in Center Overnight Census	193
Faith Bed Census	14
Outreach Contacts	351
Outreach Placements	12
Safe Haven Utilization	1507
Veterans In Short-term Housing	197
Criminal Justice Short-term Housing (Note: This count is also included in the <b>TOTAL SHELTER CENSUS</b> )	196

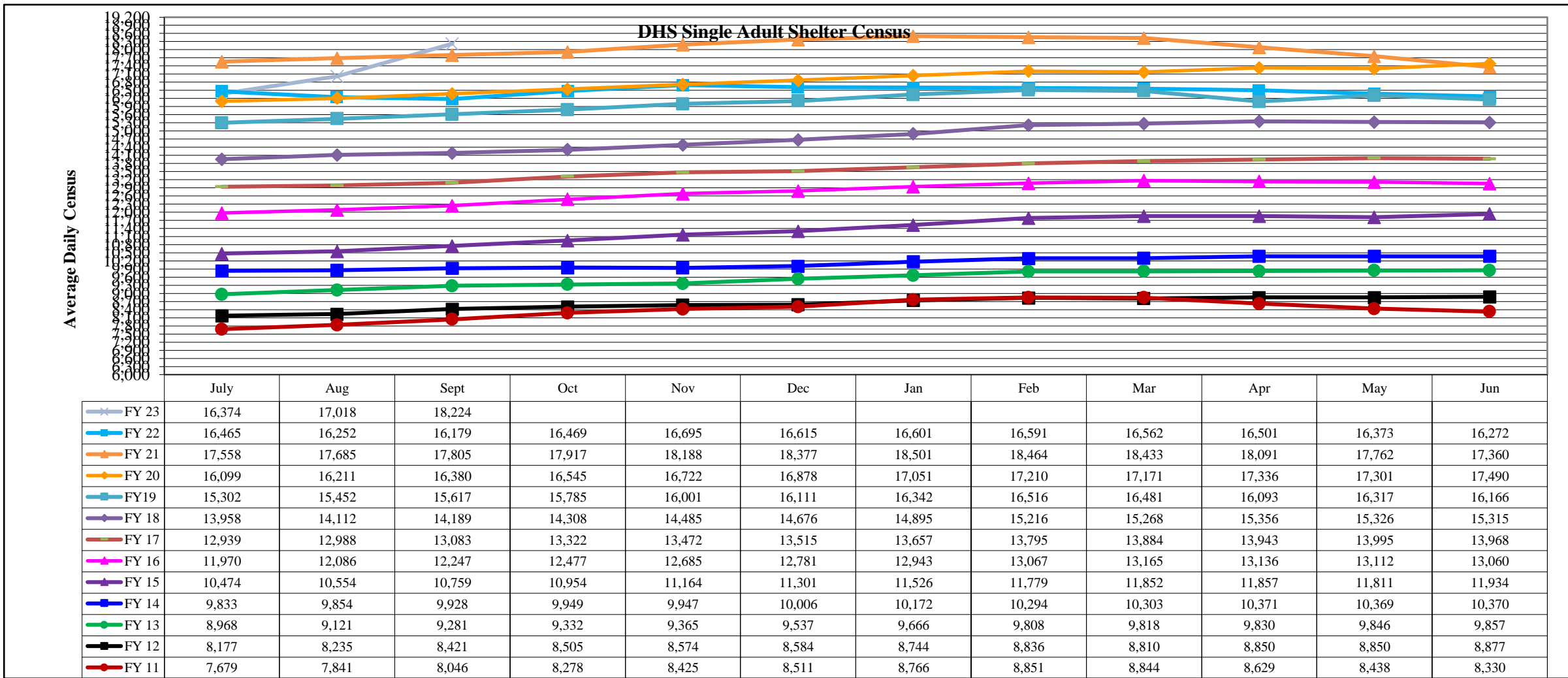
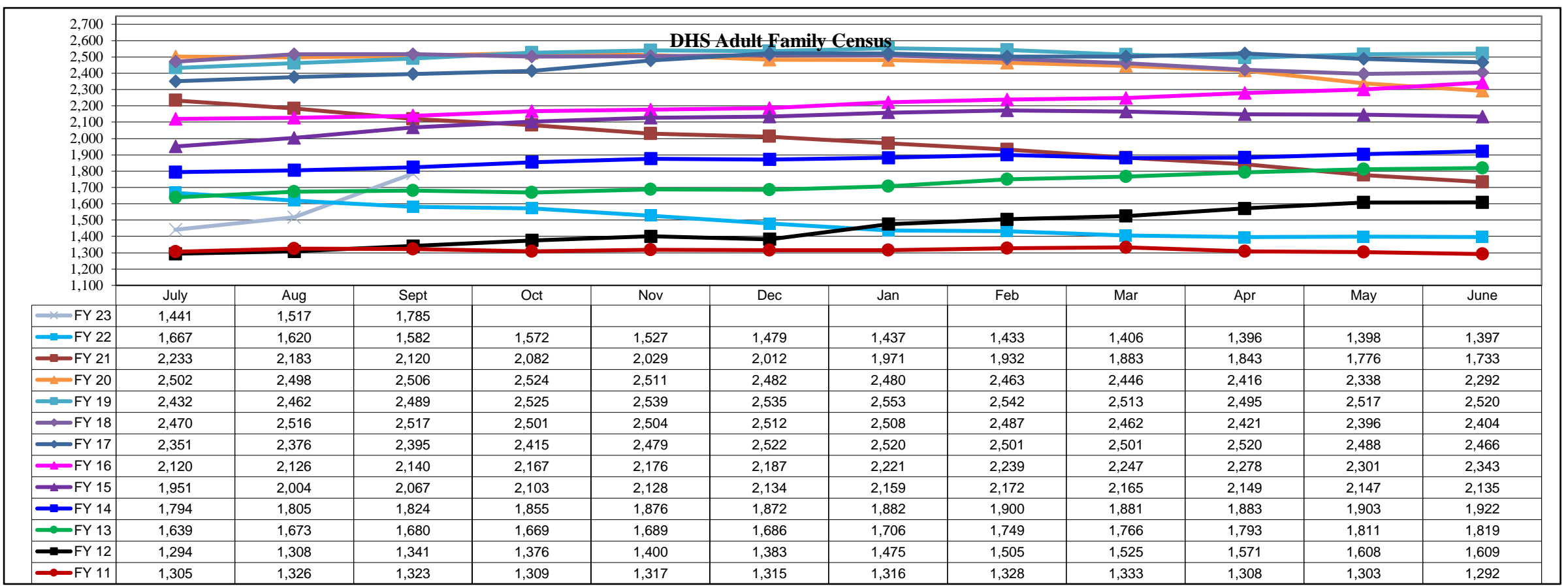
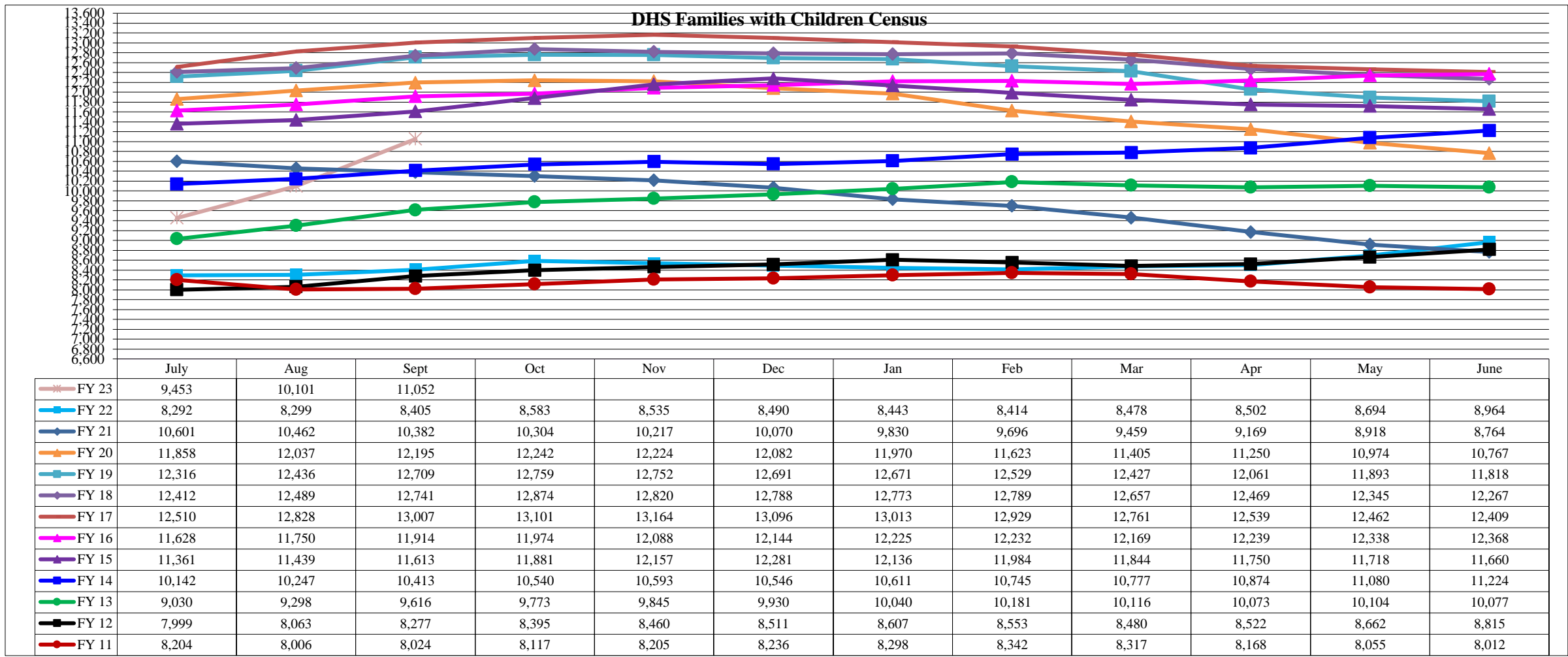
FAMILY INTAKE	
Families Requesting Temporary Housing at PATH	80
Adult Families Requesting Temporary Housing at AFIC	34
Families Placed in Overnight Accommodations	0
Families w/children at PATH Overnight (pre 10PM)	0

TOTAL SHELTER CENSUS	
Adults	43,114
Children	20,635
<b>Total Individuals</b>	<b>63,749</b>

SINGLE ADULTS	
Men	15,841
Women	4,441
<b>Total Single Adults</b>	<b>20,282</b>

FAMILIES WITH CHILDREN	
<b>Families</b>	12,158
Adults	17,939
Children	20,635
<b>Individuals</b>	<b>38,574</b>

ADULT FAMILIES CENSUS	
<b>Families</b>	2,309
<b>Individuals (Adults)</b>	<b>4,893</b>



\*Due to data conversion the average monthly census for December 2011 and January 2012 for Families with Children and Adult Families is based upon data for a partial month.