

DAILY REPORT

9/21/2021

(Data from Monday, September 20, 2021)

| SINGLE ADULTS | |
|-------------------------------------|------|
| Drop-in Center Clients Served | 428 |
| Drop-in Center Overnight Census | 136 |
| Faith Bed Census | 24 |
| Outreach Contacts | 162 |
| Outreach Placements | 11 |
| Safe Haven Utilization | 1080 |
| Veterans In Short-term Housing | 126 |
| Criminal Justice Short-term Housing | 97 |

| FAMILY INTAKE | |
|---|-----|
| Families Requesting Temporary Housing at PATH | 155 |
| Adult Families Requesting Temporary Housing at AFIC | 7 |
| Families Placed in Overnight Accommodations | 0 |
| Families w/children at PATH Overnight (pre 10PM) | 0 |

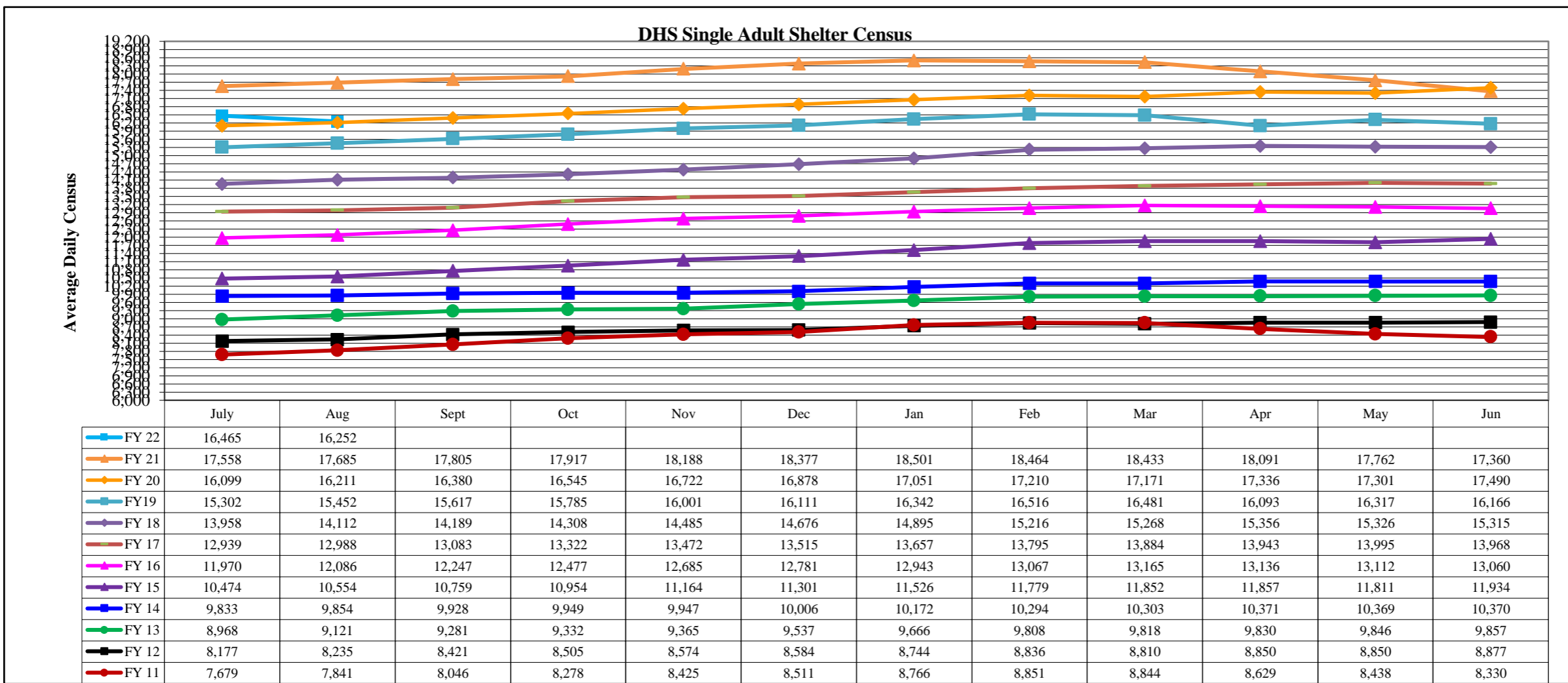
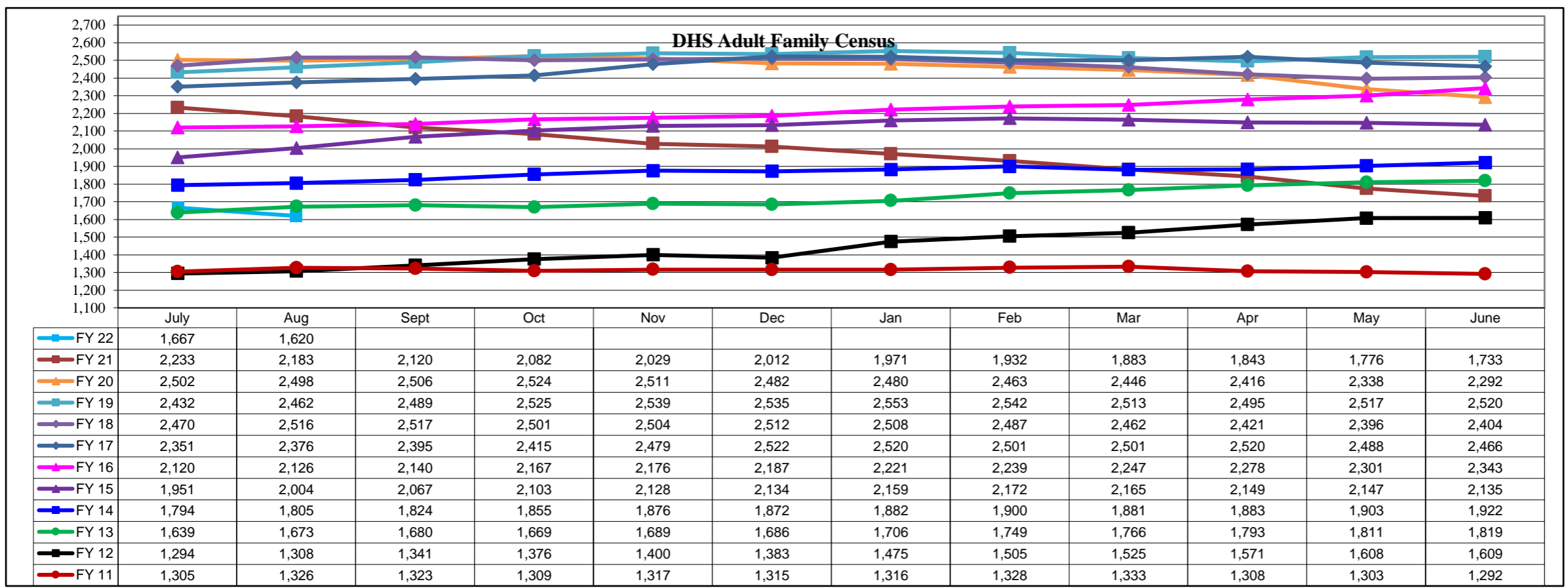
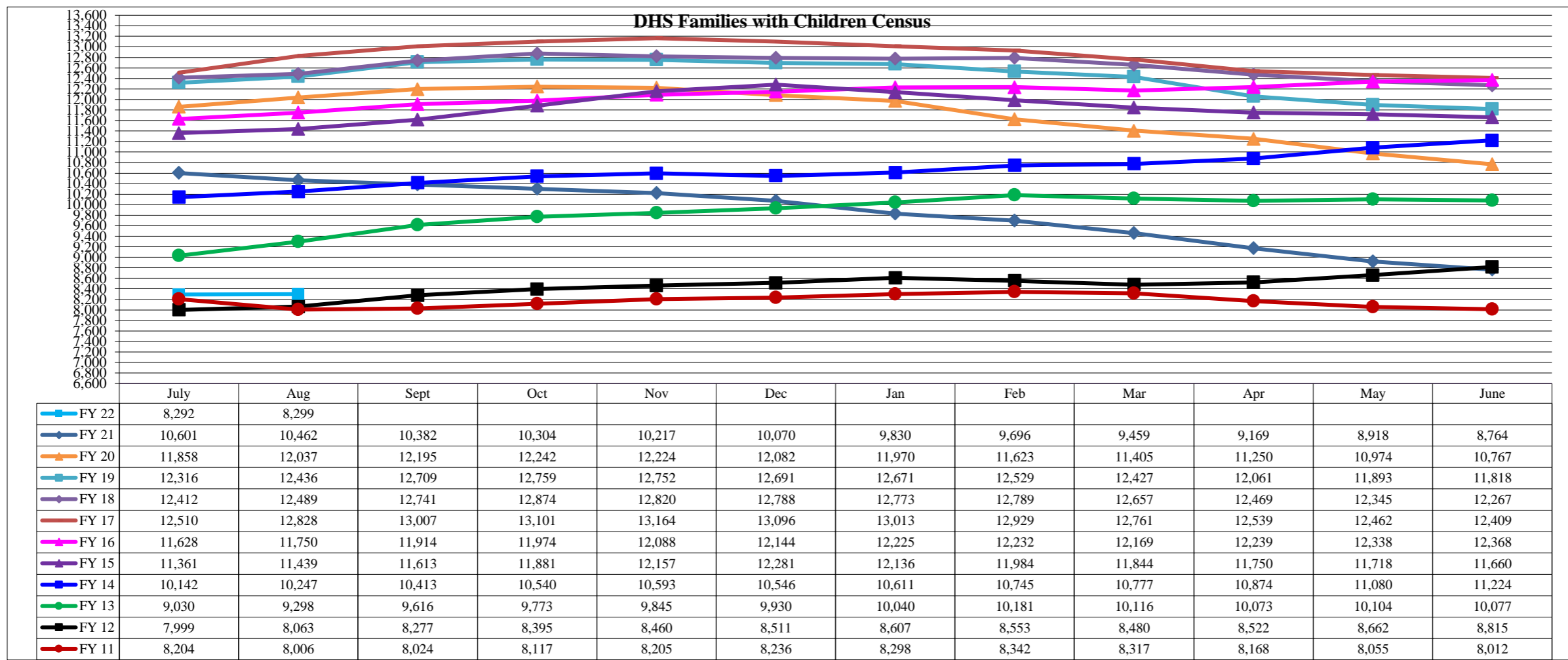
| TOTAL SHELTER CENSUS | |
|--------------------------|---------------|
| Adults | 30,611 |
| Children | 14,653 |
| Total Individuals | 45,264 |

| SINGLE ADULTS | |
|----------------------------|---------------|
| Men | 12,161 |
| Women | 4,064 |
| Total Single Adults | 16,225 |

| FAMILIES WITH CHILDREN | |
|------------------------|---------------|
| Families | 8,412 |
| Adults | 11,053 |
| Children | 14,653 |
| Individuals | 25,706 |

| ADULT FAMILIES CENSUS | |
|-----------------------------|--------------|
| Families | 1,592 |
| Individuals (Adults) | 3,333 |

x



*Due to data conversion the average monthly census for December 2011 and January 2012 for Families with Children and Adult Families is based upon data for a partial month.