

DAILY REPORT

5/22/2020

(Data from Thursday, May 21, 2020)

SINGLE ADULTS	
Drop-in Center Clients Served	494
Drop-in Center Overnight Census	150
Faith Bed Census	50
Outreach Contacts	385
Outreach Placements	91
Safe Haven Utilization	1180
Veterans In Short-term Housing	227
Criminal Justice Short-term Housing	132

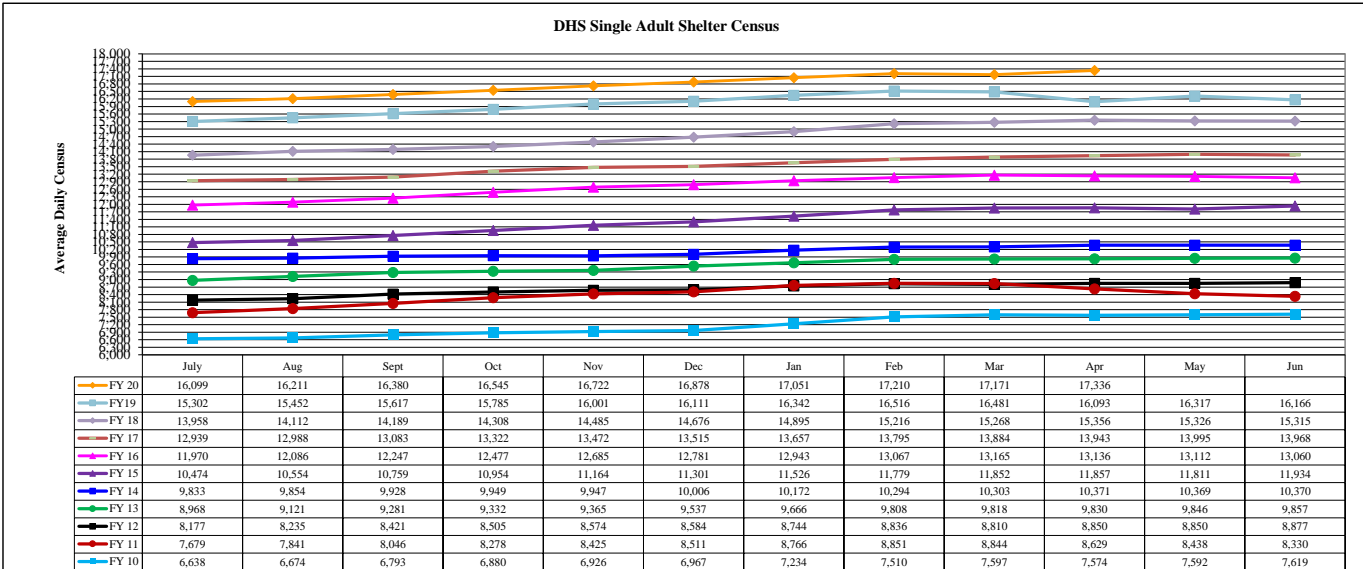
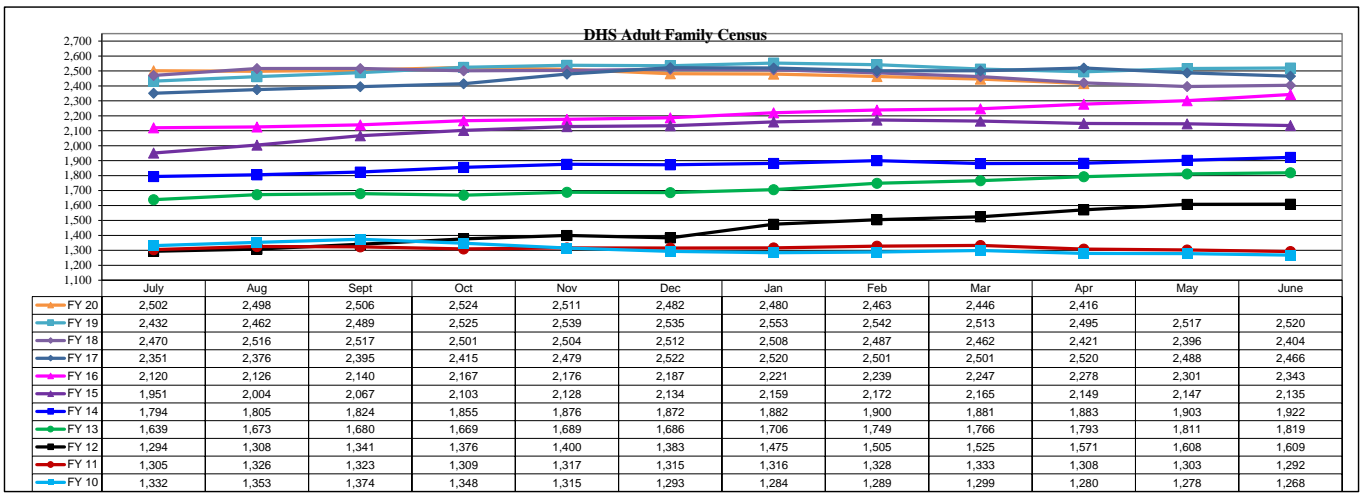
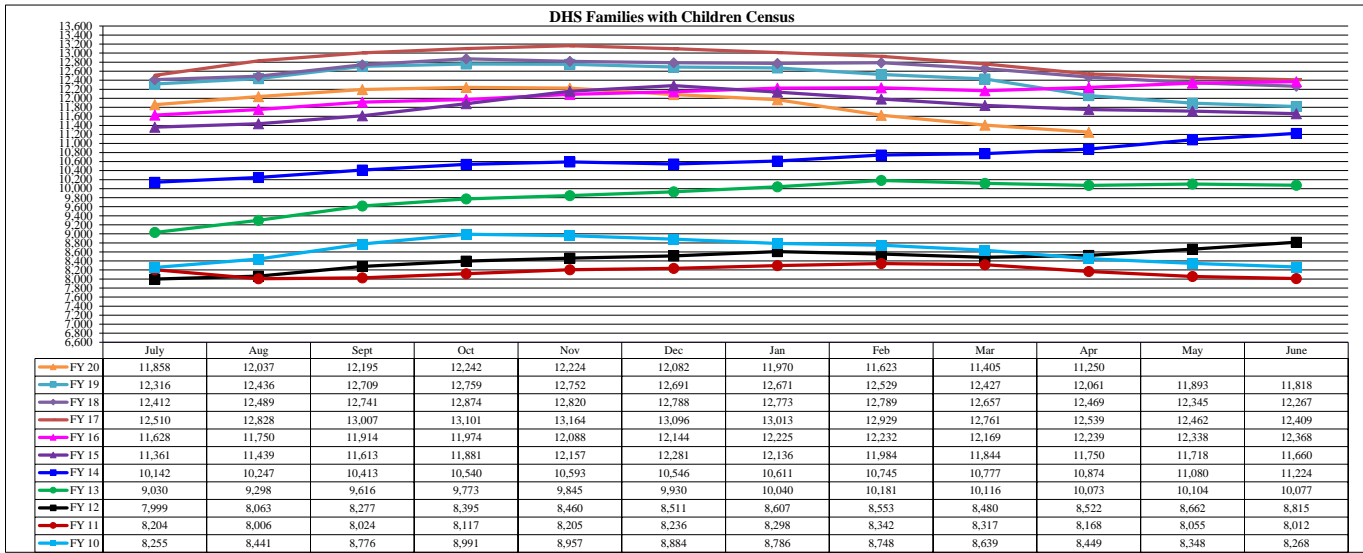
FAMILY INTAKE	
Families Requesting Temporary Housing at PATH	64
Adult Families Requesting Temporary Housing at AFIC	23
Families Placed in Overnight Accommodations	0
Families w/children at PATH Overnight (pre 10PM)	0

TOTAL SHELTER CENSUS	
Adults	36,934
Children	19,546
Total Individuals	56,480

SINGLE ADULT SHELTER CENSUS	
Men	12,871
Women	4,506
Total Single Adults	17,377

FAMILIES WITH CHILDREN CENSUS	
Families	10,930
Adults	14,637
Children	19,546
Individuals	34,183

ADULT FAMILIES CENSUS	
Families	2,328
Individuals (Adults)	4,920



*Due to data conversion the average monthly census for December 2011 and January 2012 for Families with Children and Adult Families is based upon data for a partial month.