

DAILY REPORT

10/14/2021

(Data from Wednesday, October 13, 2021)

SINGLE ADULTS	
Drop-in Center Clients Served	309
Drop-in Center Overnight Census	114
Faith Bed Census	21
Outreach Contacts	240
Outreach Placements	8
Safe Haven Utilization	1086
Veterans In Short-term Housing	119
Criminal Justice Short-term Housing	108

5 of 6 sites reporting
 5 of 6 sites reporting
 5 of 6 sites reporting

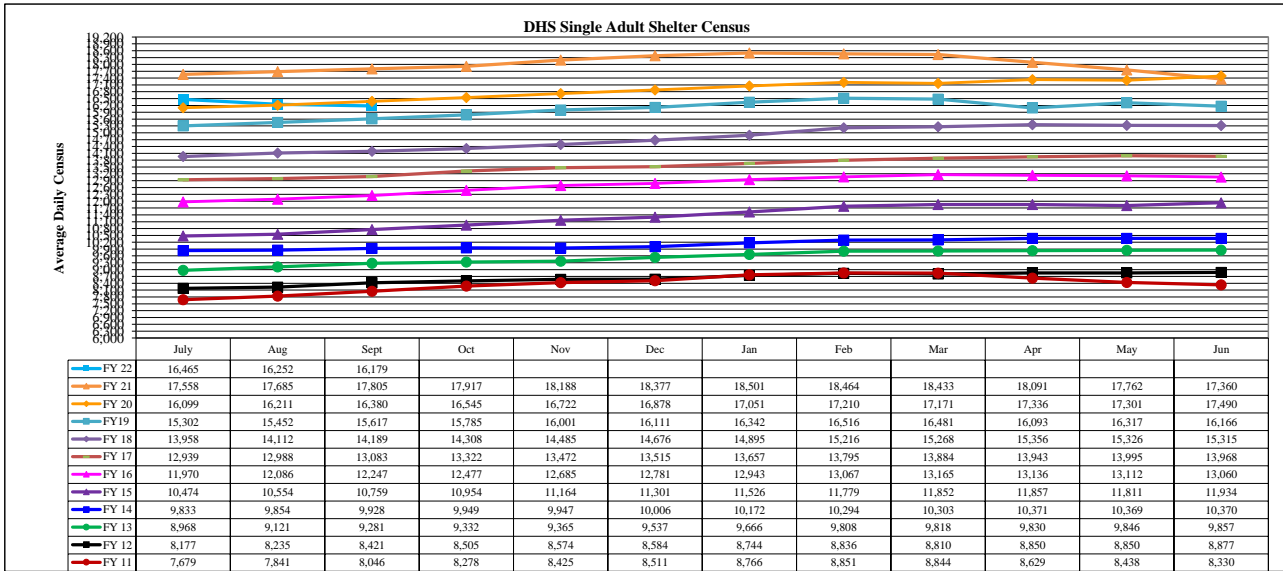
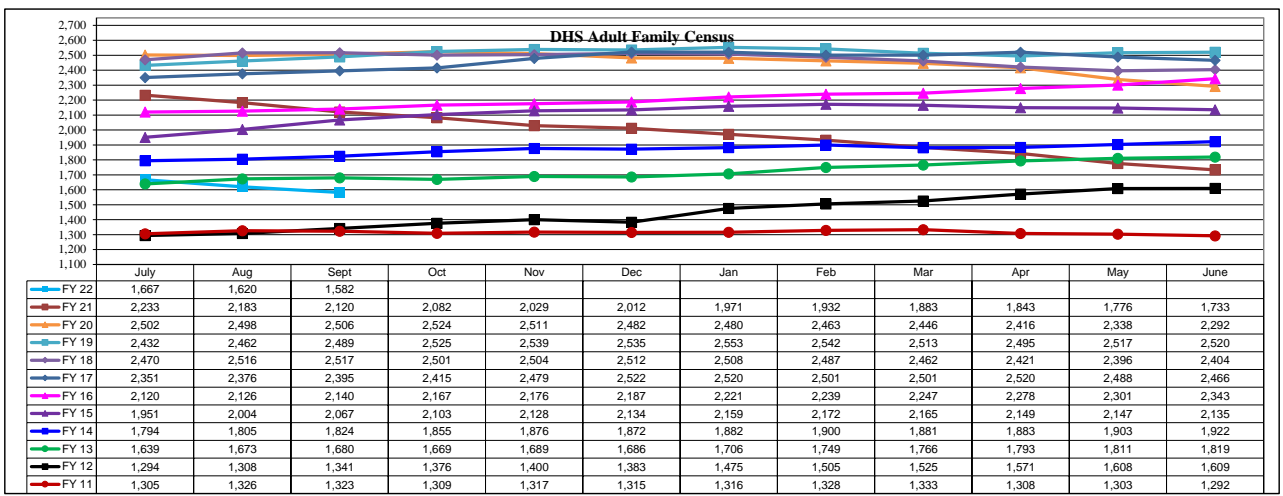
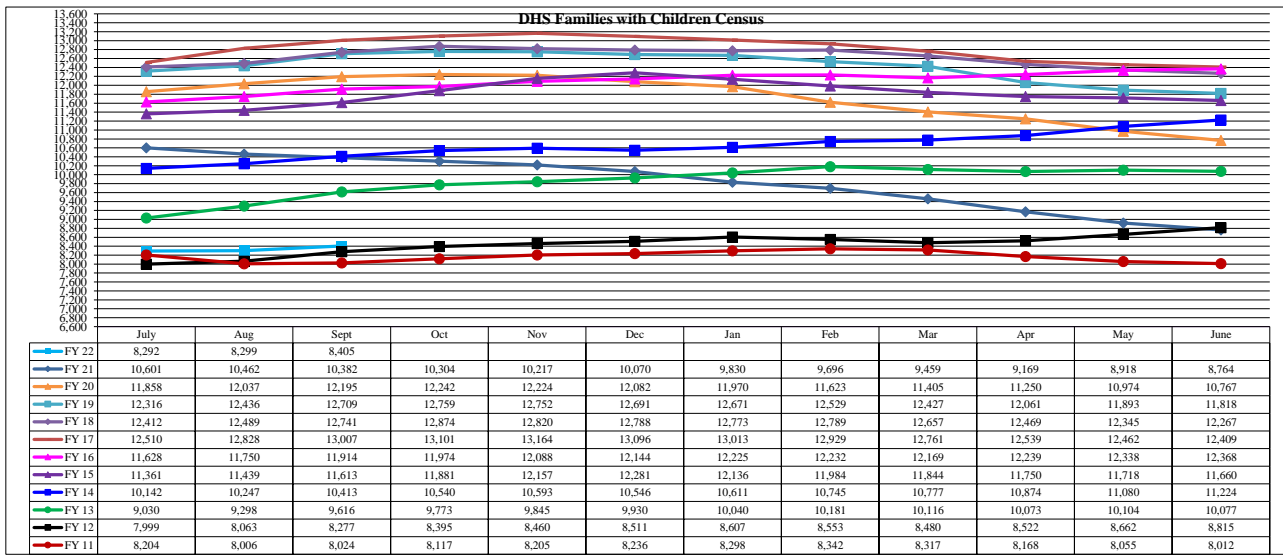
FAMILY INTAKE	
Families Requesting Temporary Housing at PATH	143
Adult Families Requesting Temporary Housing at AFIC	19
Families Placed in Overnight Accommodations	0
Families w/children at PATH Overnight (pre 10PM)	0

TOTAL SHELTER CENSUS	
Adults	31,159
Children	14,955
Total Individuals	46,114

SINGLE ADULTS	
Men	12,420
Women	4,123
Total Single Adults	16,543

FAMILIES WITH CHILDREN	
Families	8,614
Adults	11,296
Children	14,955
Individuals	26,251

ADULT FAMILIES CENSUS	
Families	1,581
Individuals (Adults)	3,320



*Due to data conversion the average monthly census for December 2011 and January 2012 for Families with Children and Adult Families is based upon data for a partial month.