

DAILY REPORT

6/23/2021

(Data from Tuesday, June 22, 2021)

SINGLE ADULTS	
Drop-in Center Clients Served	389
Drop-in Center Overnight Census	130
Faith Bed Census	14
Outreach Contacts	266
Outreach Placements	5
Safe Haven Utilization	1045
Veterans In Short-term Housing	191
Criminal Justice Short-term Housing	102

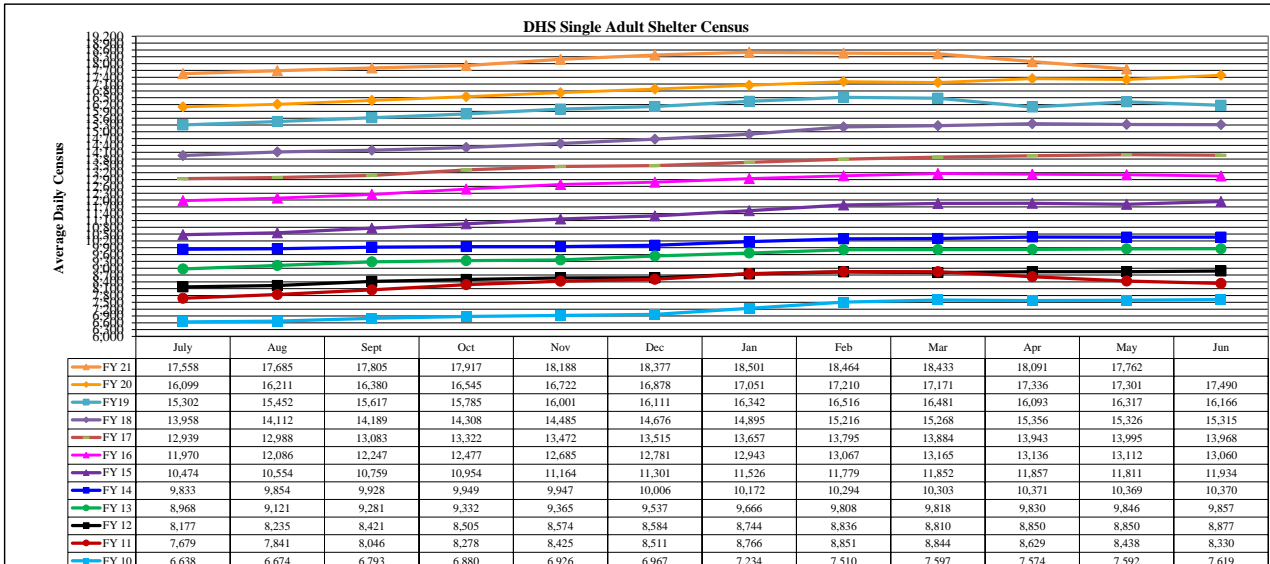
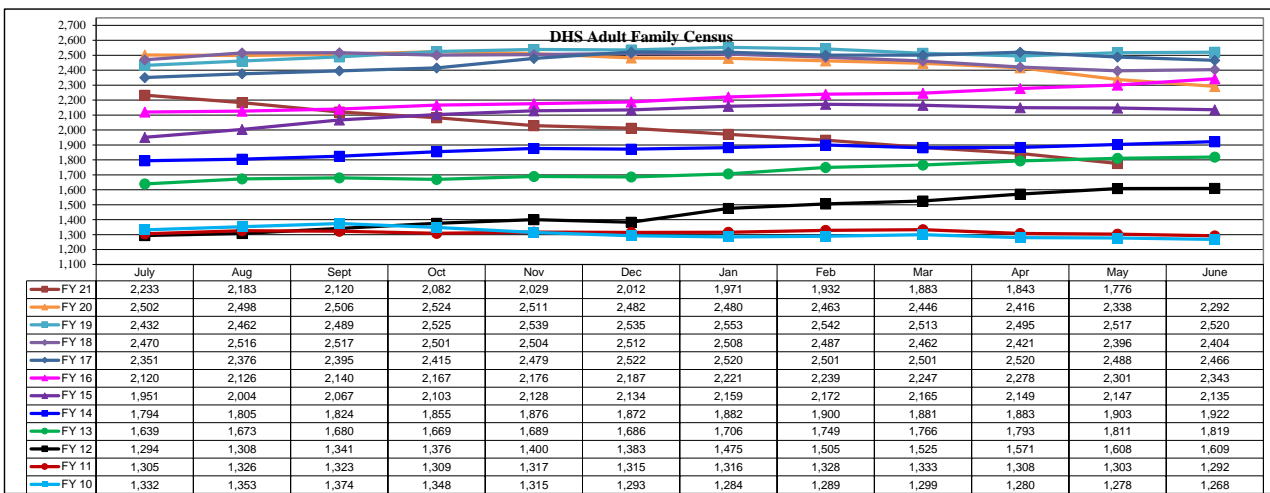
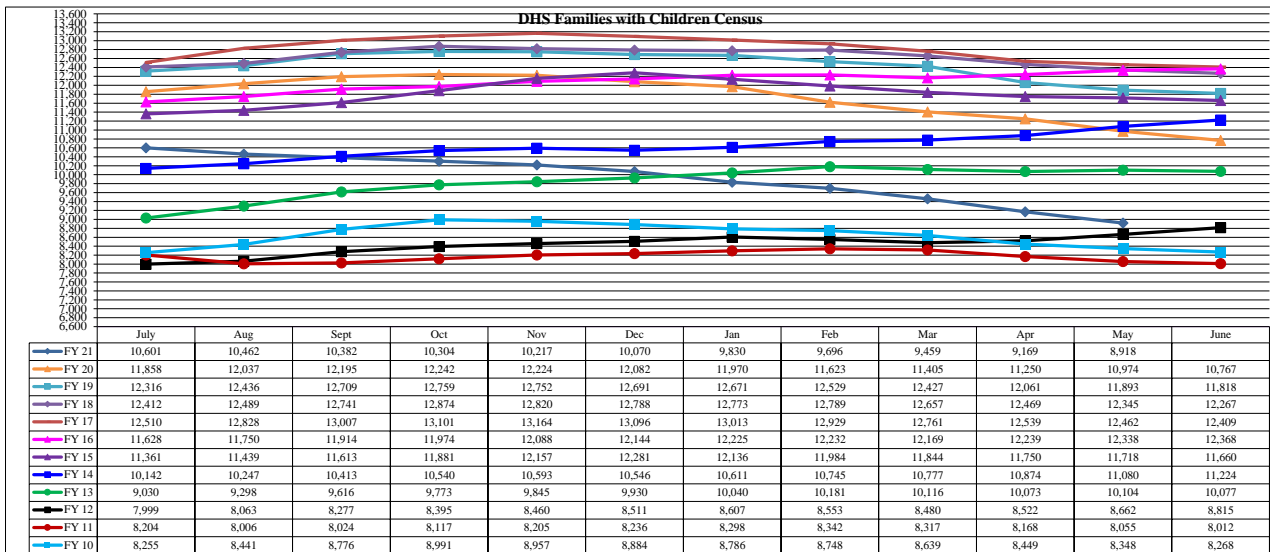
FAMILY INTAKE	
Families Requesting Temporary Housing at PATH	92
Adult Families Requesting Temporary Housing at AFIC	14
Families Placed in Overnight Accommodations	0
Families w/children at PATH Overnight (pre 10PM)	0

TOTAL SHELTER CENSUS	
Adults	32,500
Children	15,109
Total Individuals	47,609

SINGLE ADULTS	
Men	13,158
Women	4,282
Total Single Adults	17,440

FAMILIES WITH CHILDREN	
Families	8,721
Adults	11,417
Children	15,109
Individuals	26,526

ADULT FAMILIES CENSUS	
Families	1,731
Individuals (Adults)	3,643



*Due to data conversion the average monthly census for December 2011 and January 2012 for Families with Children and Adult Families is based upon data for a partial month.