

**DAILY REPORT**

5/24/2021

(Data from Sunday, May 23, 2021)

SINGLE ADULTS	
Drop-in Center Clients Served	403
Drop-in Center Overnight Census	135
Faith Bed Census	11
Outreach Contacts	94
Outreach Placements	1
Safe Haven Utilization	1083
Veterans In Short-term Housing	189
Criminal Justice Short-term Housing	92

FAMILY INTAKE	
Families Requesting Temporary Housing at PATH	42
Adult Families Requesting Temporary Housing at AFIC	10
Families Placed in Overnight Accommodations	0
Families w/children at PATH Overnight (pre 10PM)	0

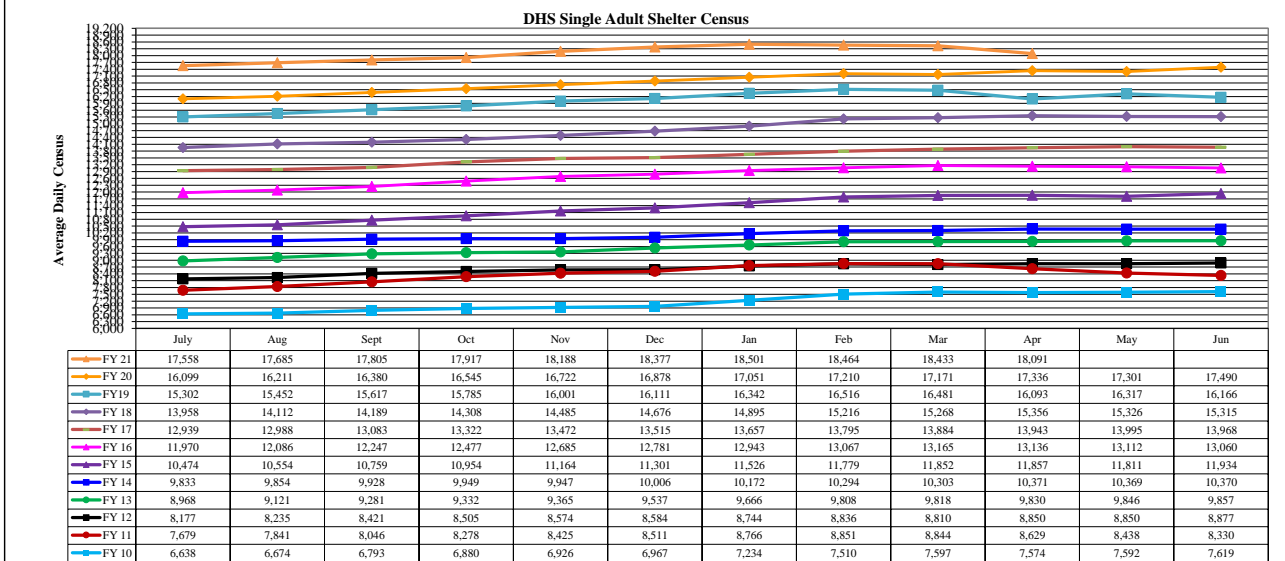
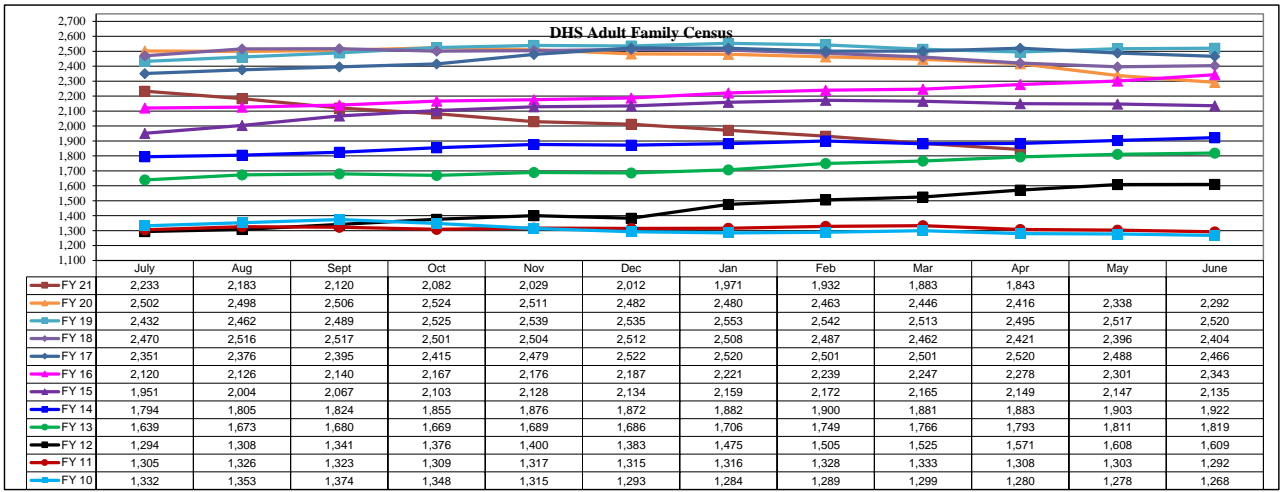
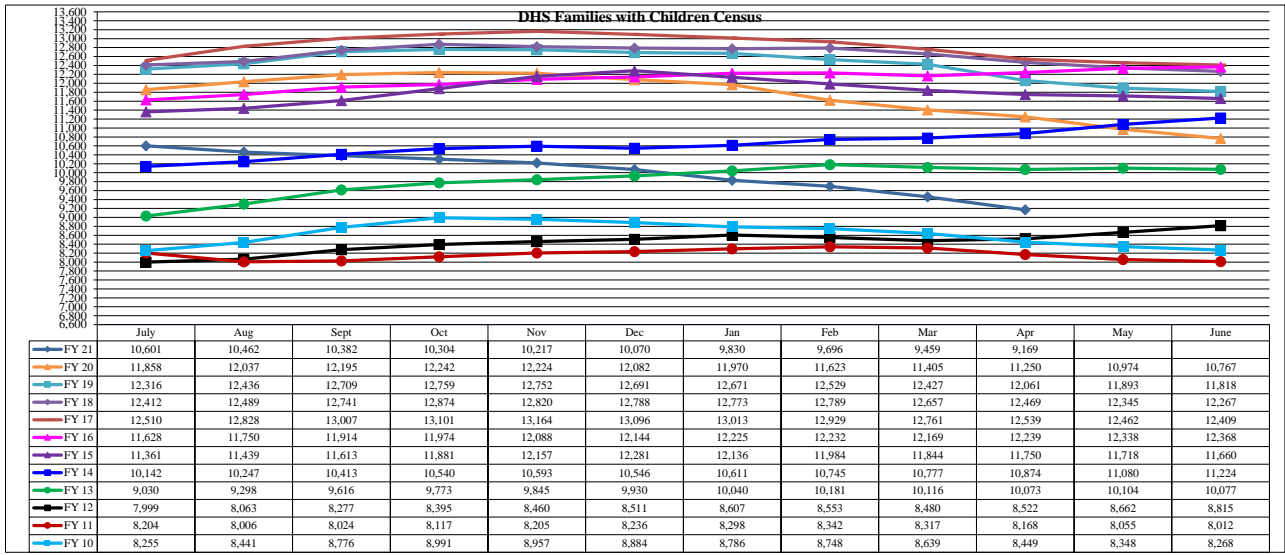
TOTAL SHELTER CENSUS	
Adults	32,894
Children	15,341
<b>Total Individuals</b>	<b>48,235</b>

SINGLE ADULTS	
Men	13,343
Women	4,283
<b>Total Single Adults</b>	<b>17,626</b>

FAMILIES WITH CHILDREN	
<b>Families</b>	8,831
Adults	11,587
Children	15,341
<b>Individuals</b>	<b>26,928</b>

ADULT FAMILIES CENSUS	
<b>Families</b>	1,751
<b>Individuals (Adults)</b>	<b>3,681</b>

x



\*Due to data conversion the average monthly census for December 2011 and January 2012 for Families with Children and Adult Families is based upon data for a partial month.