

DAILY REPORT

4/26/2021

(Data from Sunday, April 25, 2021)

SINGLE ADULTS	
Drop-in Center Clients Served	285
Drop-in Center Overnight Census	107
Faith Bed Census	26
Outreach Contacts	186
Outreach Placements	3
Safe Haven Utilization	1119
Veterans In Short-term Housing	197
Criminal Justice Short-term Housing	93

(5 of 6 sites reported)
 (5 of 6 sites reported)
 (5 of 6 sites reported)

FAMILY INTAKE	
Families Requesting Temporary Housing at PATH	52
Adult Families Requesting Temporary Housing at AFIC	10
Families Placed in Overnight Accommodations	0
Families w/children at PATH Overnight (pre 10PM)	0

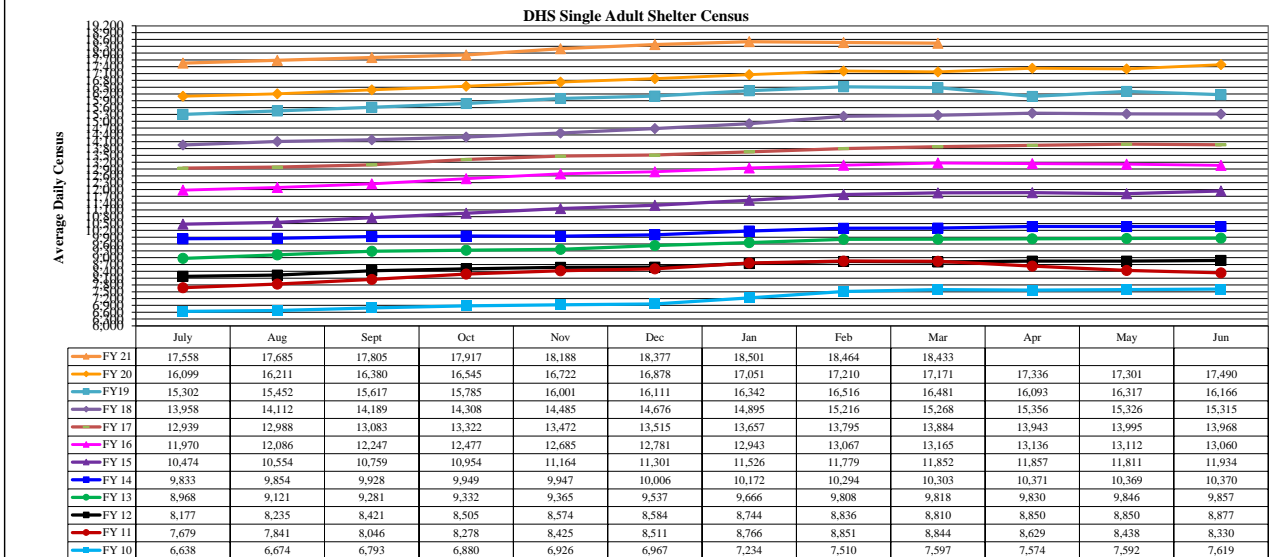
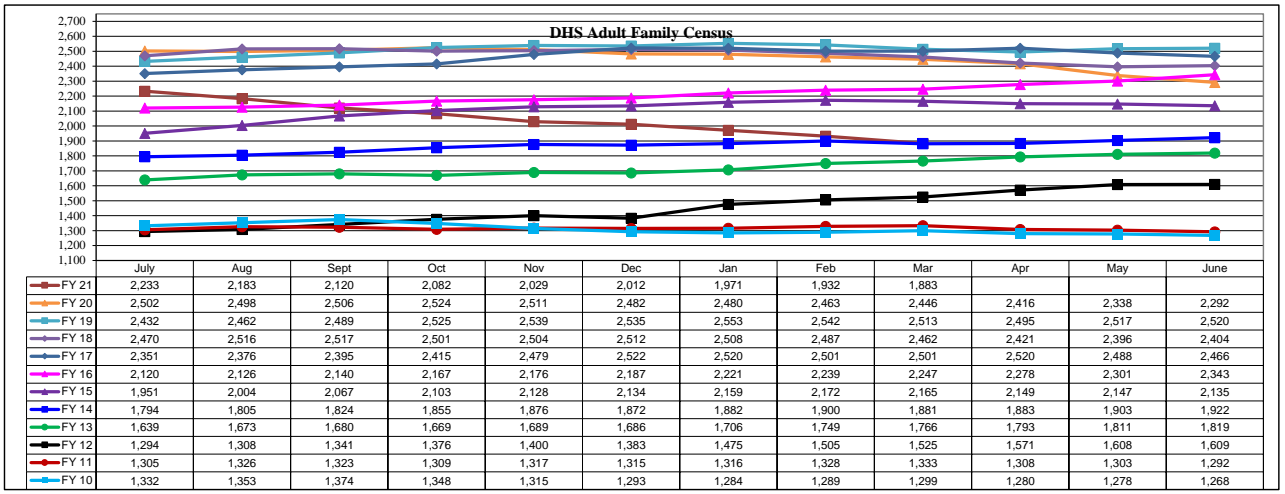
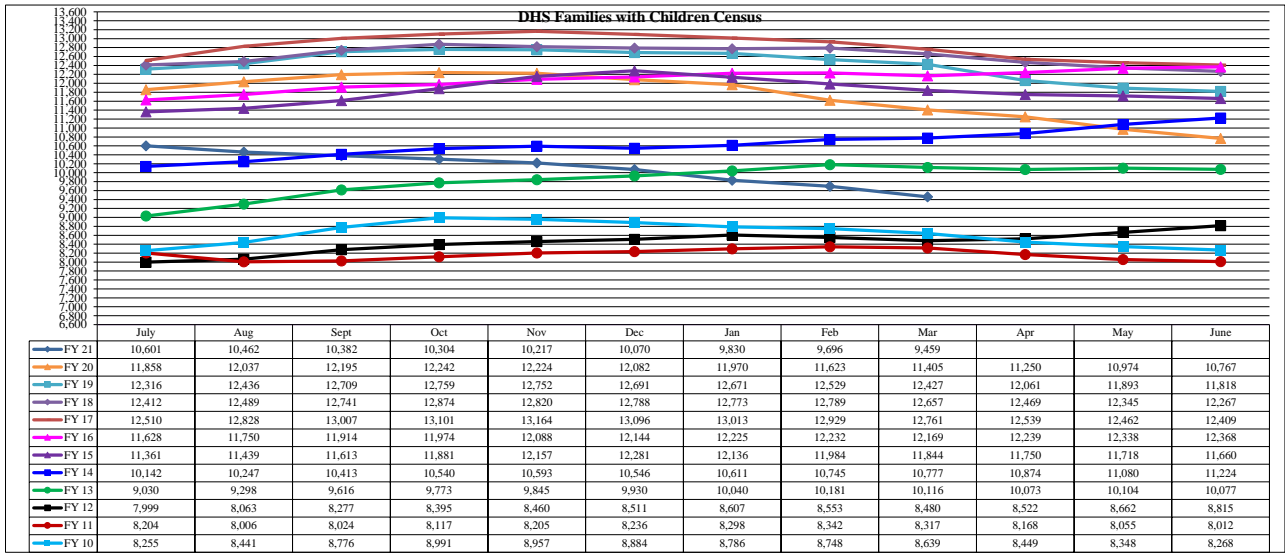
TOTAL SHELTER CENSUS	
Adults	33,874
Children	15,822
Total Individuals	49,696

SINGLE ADULTS	
Men	13,694
Women	4,351
Total Single Adults	18,045

FAMILIES WITH CHILDREN	
Families	9,095
Adults	11,977
Children	15,822
Individuals	27,799

ADULT FAMILIES CENSUS	
Families	1,831
Individuals (Adults)	3,852

x



*Due to data conversion the average monthly census for December 2011 and January 2012 for Families with Children and Adult Families is based upon data for a partial month.