

**DAILY REPORT**

8/18/2020

(Data from Monday, August 17, 2020)

SINGLE ADULTS	
Drop-in Center Clients Served	347
Drop-in Center Overnight Census	90
Faith Bed Census	45
Outreach Contacts	241
Outreach Placements	11
Safe Haven Utilization	1084
Veterans In Short-term Housing	226
Criminal Justice Short-term Housing	113

5 of 6 sites reporting  
 5 of 6 sites reporting  
 5 of 6 sites reporting

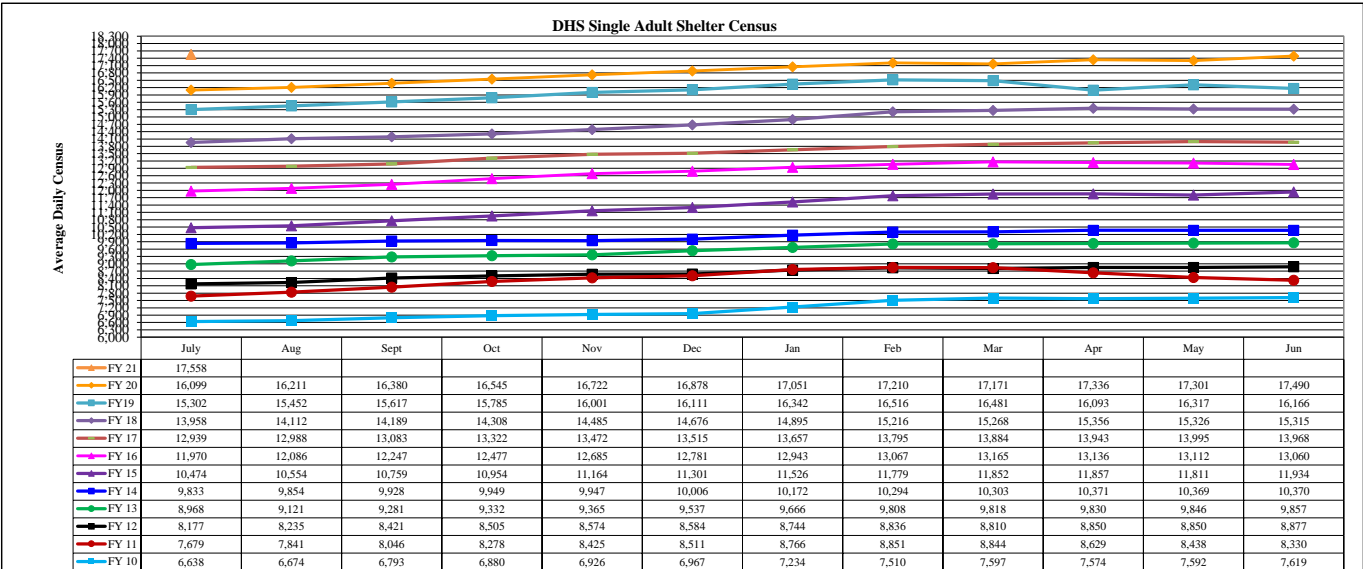
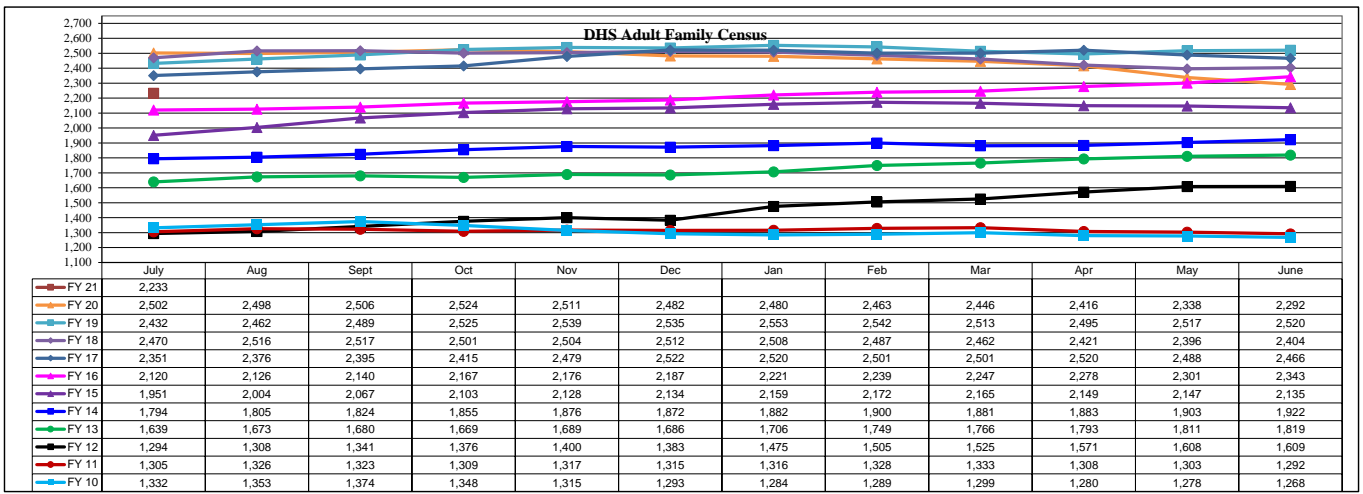
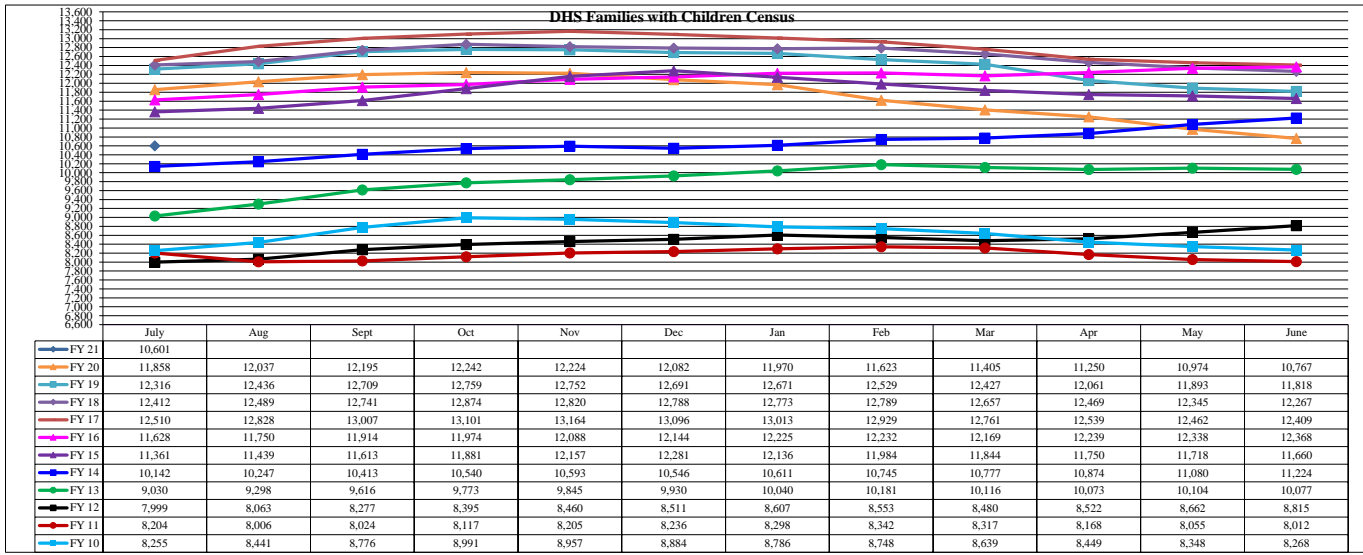
FAMILY INTAKE	
Families Requesting Temporary Housing at PATH	152
Adult Families Requesting Temporary Housing at AFIC	13
Families Placed in Overnight Accommodations	0
Families w/children at PATH Overnight (pre 10PM)	0

TOTAL SHELTER CENSUS	
Adults	36,216
Children	18,521
<b>Total Individuals</b>	<b>54,737</b>

SINGLE ADULTS	
Men	13,225
Women	4,526
<b>Total Single Adults</b>	<b>17,751</b>

FAMILIES WITH CHILDREN CENSUS	
Families	10,430
Adults	13,853
Children	18,521
<b>Individuals</b>	<b>32,374</b>

ADULT FAMILIES CENSUS	
Families	2,184
<b>Individuals (Adults)</b>	<b>4,612</b>



\*Due to data conversion the average monthly census for December 2011 and January 2012 for Families with Children and Adult Families is based upon data for a partial month.