

**DAILY REPORT**

5/23/2023

(Data from Monday, May 22, 2023)

SINGLE ADULTS	
Drop-in Center Clients Served	585
Drop-in Center Overnight Census	157
Faith Bed Census	17
Outreach Contacts	341
Outreach Placements	23
Safe Haven Utilization	1551
Veterans In Short-term Housing	143
Criminal Justice Short-term Housing (Note: This count is also included in the <b>TOTAL SHELTER CENSUS</b> )	197

6 of 7 sites reporting  
 6 of 7 sites reporting  
 6 of 7 sites reporting

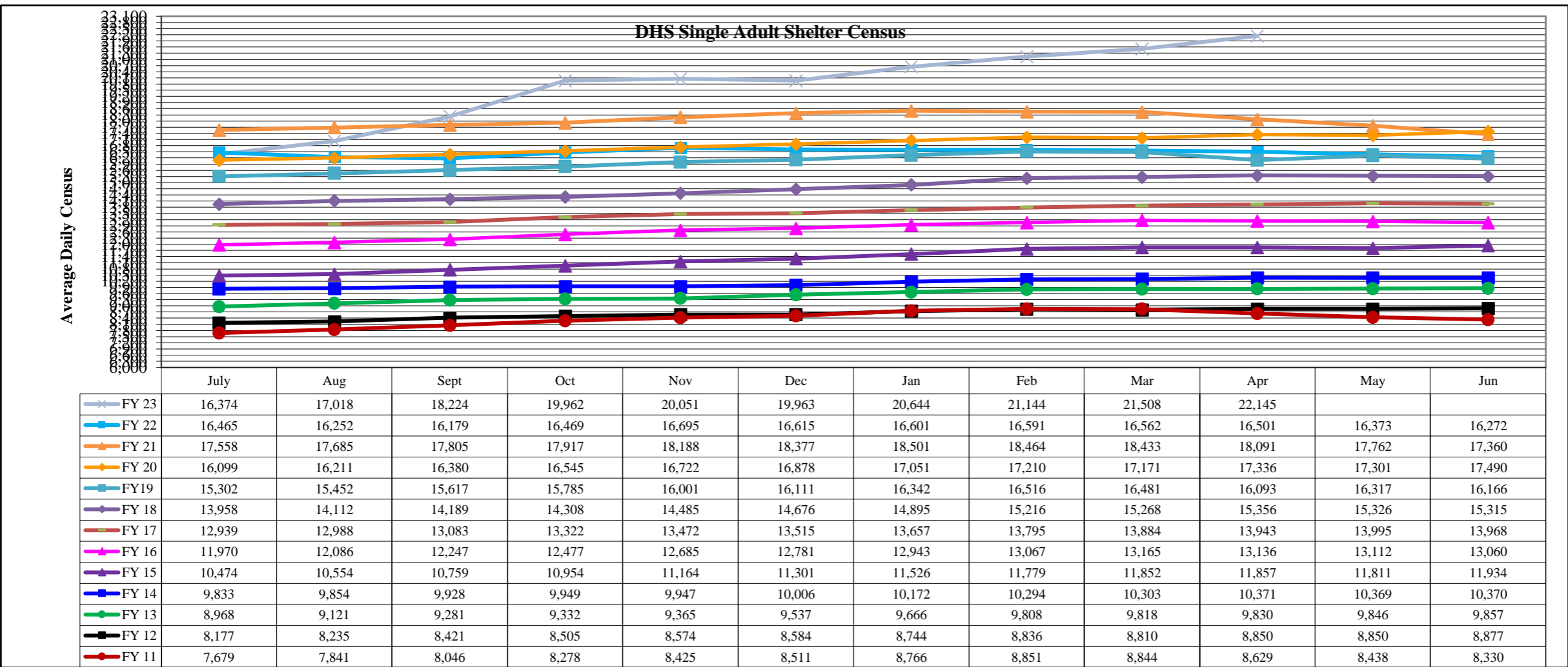
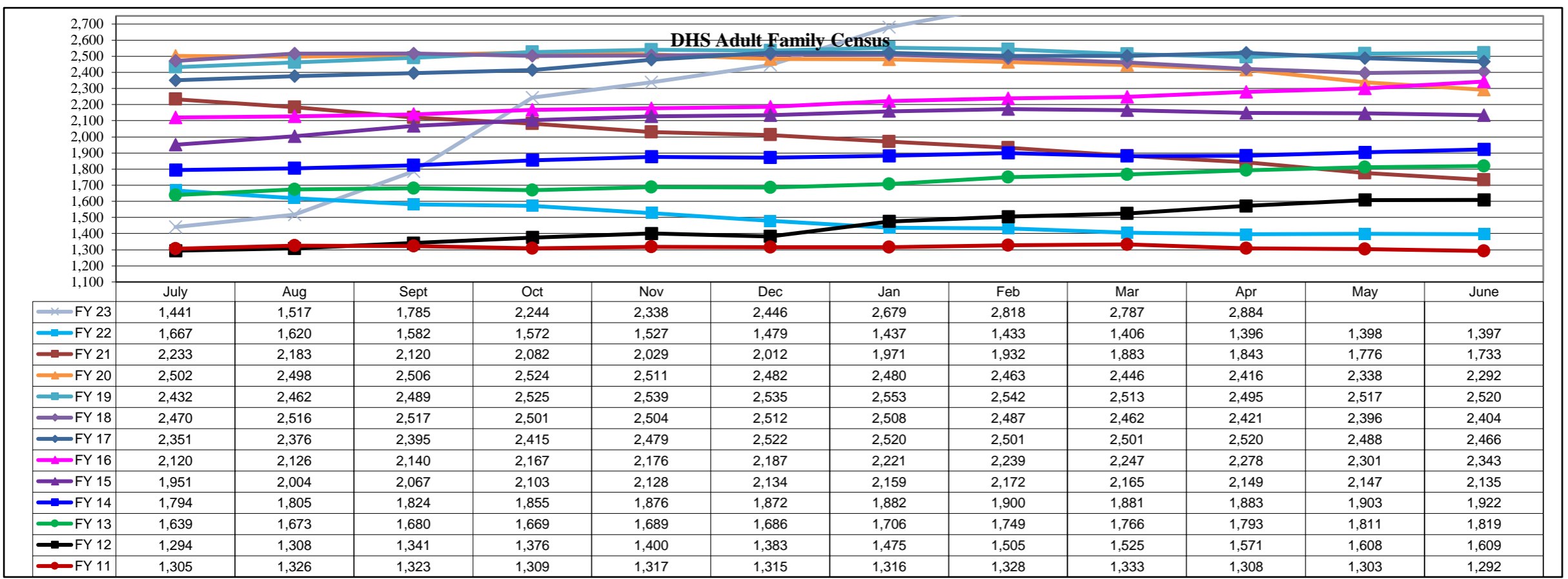
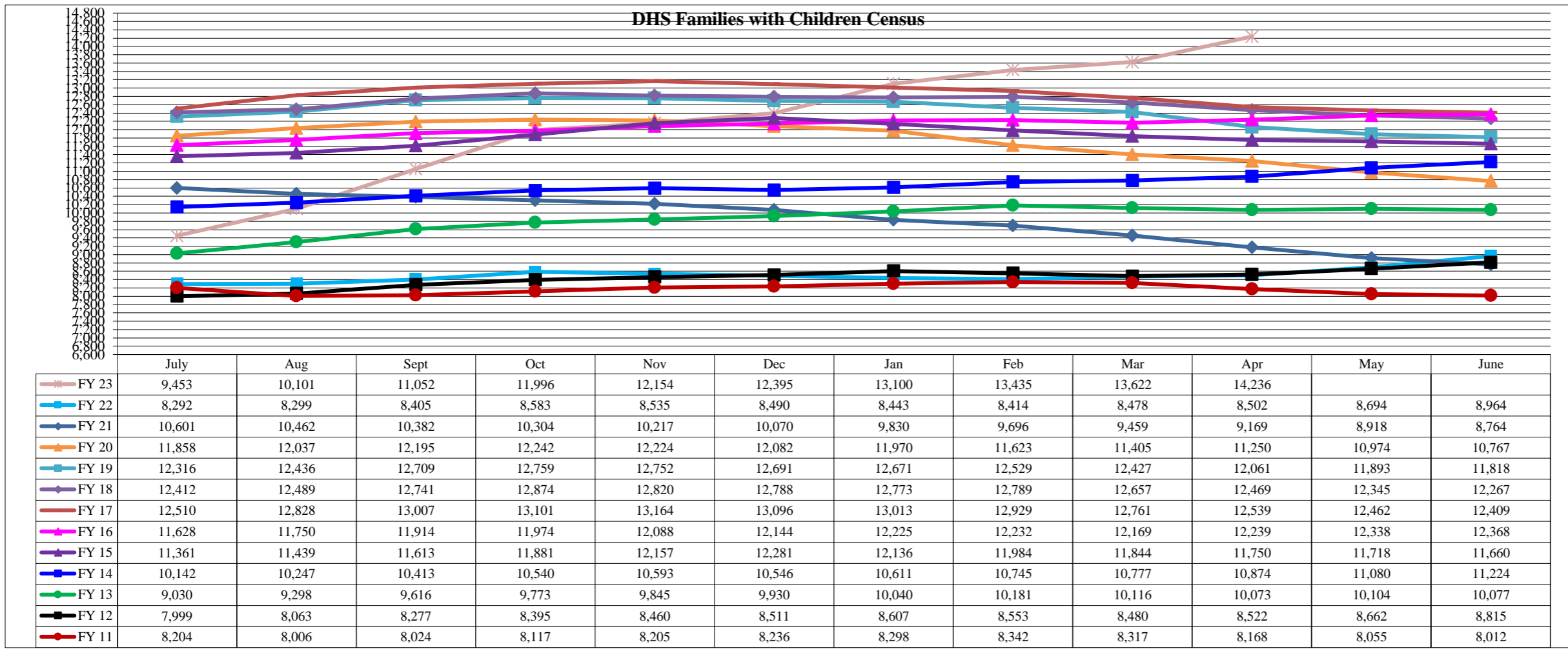
FAMILY INTAKE	
Families with Children Requesting Temporary Housing	152
Adult Families Requesting Temporary Housing	44
Families Placed in Overnight Accommodations	0
Families w/children at PATH Overnight (pre 10PM)	0

TOTAL SHELTER CENSUS	
Adults	54,449
Children	26,967
<b>Total Individuals</b>	<b>81,416</b>

SINGLE ADULTS	
Men	18,181
Women	4,691
<b>Total Single Adults</b>	<b>22,872</b>

FAMILIES WITH CHILDREN	
<b>Families</b>	15,874
Adults	25,032
Children	26,967
<b>Individuals</b>	<b>51,999</b>

ADULT FAMILIES CENSUS	
<b>Families</b>	3,090
<b>Individuals (Adults)</b>	<b>6,545</b>



\*Due to data conversion the average monthly census for December 2011 and January 2012 for Families with Children and Adult Families is based upon data for a partial month.