



BILL DE BLASIO
MAYOR

CIVILIAN COMPLAINT REVIEW BOARD
100 CHURCH STREET 10th FLOOR
NEW YORK, NEW YORK 10007 ♦ TELEPHONE (212) 912-7235
www.nyc.gov/ccrb



FREDERICK DAVIE
CHAIR

Executive Director's Monthly Report
November 2019
(Statistics for October 2019)

Contents

Executive Summary	2
Glossary	3
Complaints Received	4
CCRB Cases Received By Borough and Precinct	5
Allegations Received	7
CCRB Docket	10
Body Worn Camera Footage Requests	12
Closed Cases	13
Resolving Cases	13
Dispositions / Case Abstracts	14
Dispositions - Full Investigations	16
Dispositions - All CCRB Cases	17
Dispositions - Allegations	18
Substantiation Rates	20
Substantiation Rates and Video	21
Board Discipline Recommendations for Substantiated Complaints	22
Board Discipline Recommendations for Substantiated Allegations	24
Truncations	28
Complaints by PSA	29
Mediation Unit	31
Administrative Prosecution Unit	33
NYPD Discipline	34
Appendix	39

Executive Summary

The Civilian Complaint Review Board (“CCRB”) is an independent municipal Agency that investigates complaints of NYPD misconduct. Every month, the CCRB prepares an Executive Director report for its public meeting. Data for October 2019 included the following highlights:

- 1) Of the cases in the CCRB active investigations docket, 73% have been open for 4 months or fewer, and 89% have been open for 7 months or fewer (page 10). In October, the CCRB opened 381 new cases (page 4), and currently has a total open docket of 2,422 cases (page 11).
- 2) The CCRB substantiated allegations in 25% of its fully investigated cases (page 16).
- 3) The CCRB fully investigated 50% of the cases it closed in October (page 13) and resolved (fully investigated, mediated or attempted mediation) 54% of the cases it closed (page 17). The Agency's truncation rate was 46% (page 13). This is primarily driven by uncooperative complainants/alleged victims, or witnesses.
- 4) For October, investigations using video evidence resulted in substantiated allegations in 34% of cases - compared to 7% of cases in which video was not available (page 20-21).
- 5) The Monthly Report includes a breakdown of complaints and substantiations by NYPD precinct and borough of occurrence (pages 5-6, 25-27).
- 6) In October the Police Commissioner did not finalize any decisions against police officers in Administrative Prosecution Unit (APU) cases (page 33). The CCRB's APU prosecutes the most serious allegations of misconduct. The APU conducted 24 trials against members of the NYPD year-to-date; 1 trial was conducted against respondent officers in October.

Finally, the Monthly Report contains a Table of Contents, Glossary, and Appendix, all meant to assist readers in navigating this report. The CCRB is committed to producing monthly reports that are valuable to the public, and welcomes feedback on how to make its data more accessible.

Glossary

In this glossary we have included a list of terms that regularly appear in our reports.

Allegation: An allegation is a specific act of misconduct. The same “complaint” can have multiple allegations – excessive force and discourteous language, for example. Each allegation is reviewed separately during an investigation.

APU: The Administrative Prosecution Unit is the division of the CCRB that has prosecuted “charges” cases since April 2013, after the signing of a 2012 Memorandum of Understanding between the CCRB and NYPD.

Board Panel: The “Board” of the CCRB has 13 members. Of the 13 members, five are chosen by the Mayor, five are chosen by the City Council, and three are chosen by the Police Commissioner. Following a completed investigation by the CCRB staff, three Board members, sitting as a Board Panel, will make a finding on whether misconduct occurred and will make a recommendation on what level of penalty should follow.

Case/Complaint: For the purposes of CCRB data, a “case” or “complaint” is defined as any incident within the Agency’s jurisdiction, brought to resolution by the CCRB. Cases/Complaints thus include truncations, fully investigated or ongoing cases, mediations, and completed investigations pending Board Panel review.

Disposition: The Board’s finding as to the outcome of a case (i.e. if misconduct occurred).

FADO: Under the City Charter, the CCRB has jurisdiction to investigate the following categories of police misconduct: Force, Abuse of Authority, Discourtesy, and Offensive Language, collectively known as “FADO”.

Intake: CCRB’s intake team initially handles complaints from the public. Intake takes complaints that come via live phone calls, voicemails, an online complaint form, or in-person.

Investigation: CCRB investigators gather evidence and interview witnesses to prepare reports on misconduct allegations. An investigation ends when a closing report is prepared detailing the evidence and legal analysis, and the case is given to the Board for disposition.

Mediation: A complainant may mediate his or her case with the subject officer, in lieu of an investigation, with the CCRB providing a neutral, third-party mediator.

Truncation: When a complaint is withdrawn or there is no complainant/alleged victim available for an interview, the investigation is “truncated.”

Complaints Received

The CCRB’s Intake team processes misconduct complaints from the public and referrals from the NYPD. Under the New York City Charter, the CCRB’s jurisdiction is limited to allegations of misconduct related to Force, Abuse of Authority, Discourtesy and Offensive Language. All other complaints are referred to the appropriate agency. Figure 1 refers to all complaints that the CCRB receives and Figures 2 and 3 refer to new cases that remain with the Agency. In October 2019, the CCRB initiated 381 new complaints.

Figure 1: Total Intake by Month (January 2018 - October 2019)

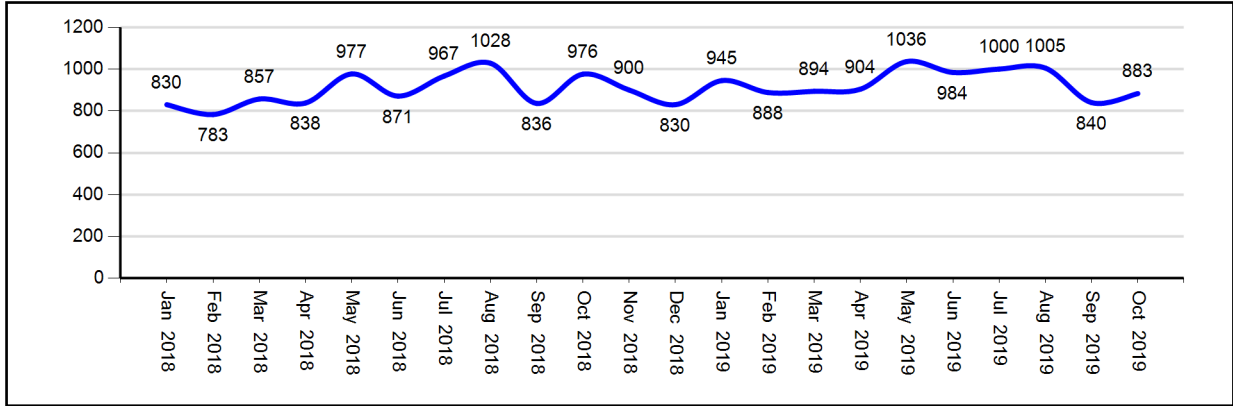


Figure 2: New CCRB Complaints by Month (January 2018 - October 2019)

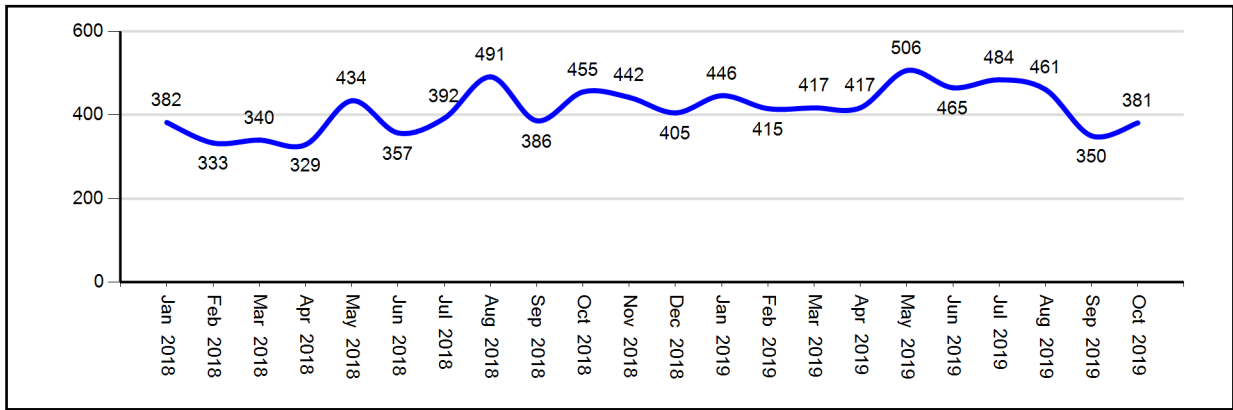
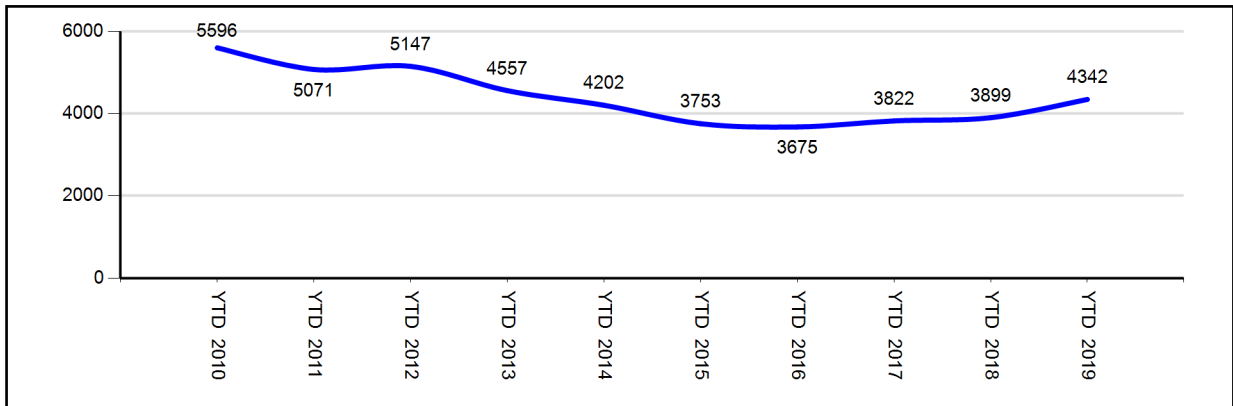


Figure 3: New CCRB Complaints by Year (YTD 2010 - YTD 2019)



CCRB Cases Received by Borough and Precinct

Of the five boroughs, the largest number of misconduct complaints stemmed from incidents occurring in Brooklyn, followed by Manhattan. The 14th Precinct and 40th Precinct and 75th Precinct had the highest number at 14 incidents.

Figure 4: CCRB Complaints Received By Borough of Occurrence (October 2019)

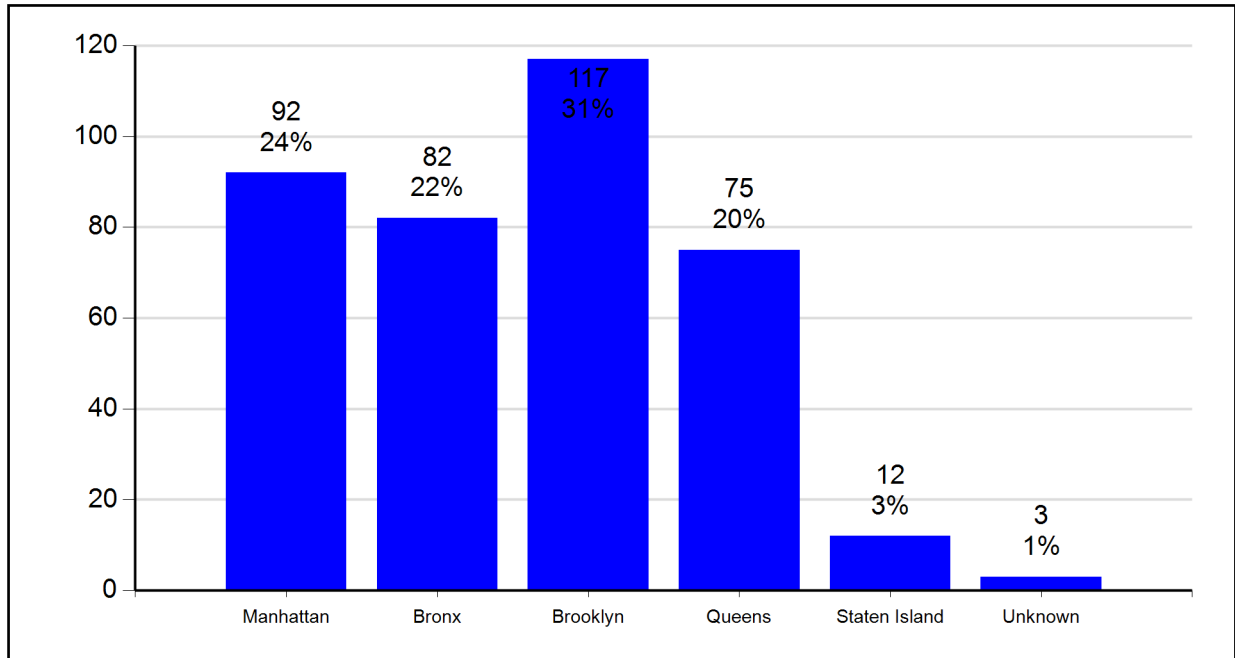


Figure 5: CCRB Complaints Received By Borough of Occurrence (YTD 2019)

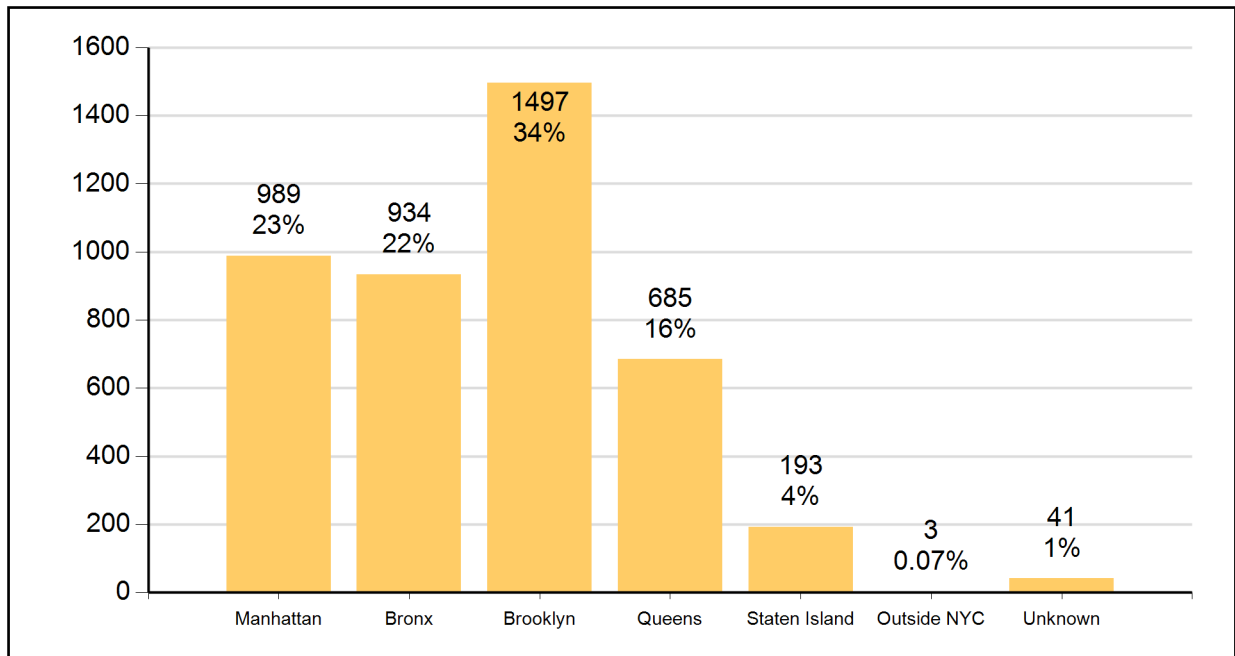


Figure 6: CCRB Complaints Received By Precinct of Occurrence (October 2019)

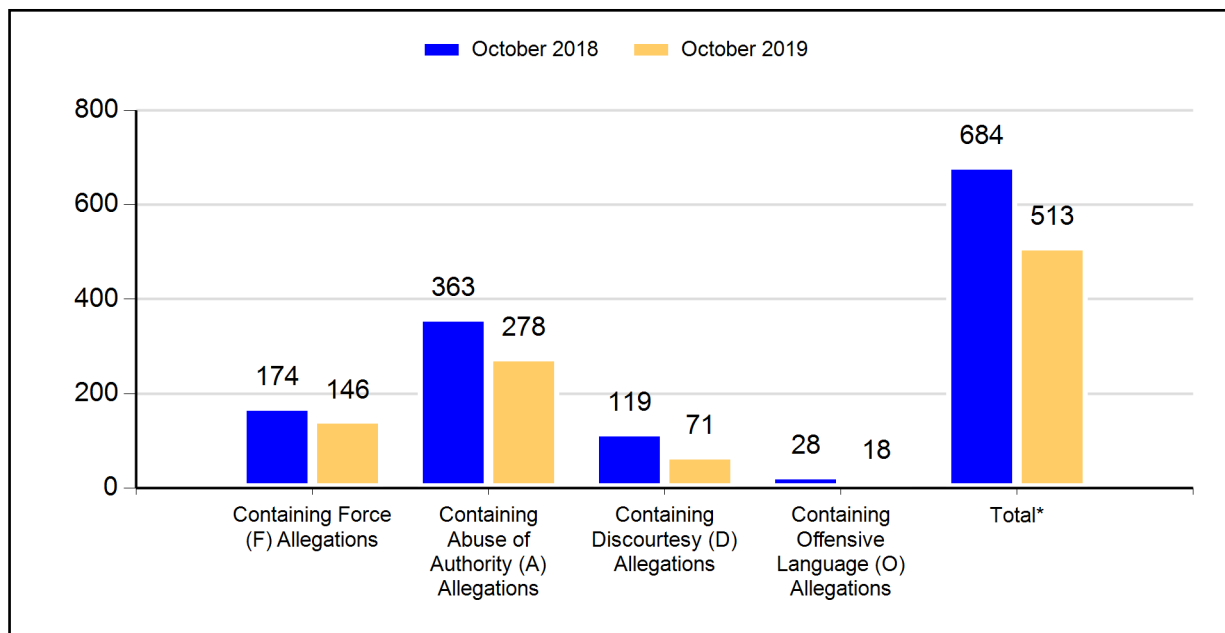
NYPD Precinct of Occurrence*	Number of Complaints	NYPD Precinct of Occurrence*	Number of Complaints
1	5	67	9
5	2	68	3
7	4	69	3
9	4	70	5
10	7	71	9
13	5	72	2
14	14	73	13
17	6	75	14
19	7	76	2
23	4	77	7
24	7	78	4
25	4	79	5
26	4	81	3
28	8	83	2
30	1	84	4
32	4	88	1
33	3	90	6
34	3	100	1
40	14	101	3
41	6	102	1
42	10	103	9
43	5	104	9
44	9	105	6
45	5	106	6
46	4	107	3
47	8	108	4
48	10	109	5
50	3	110	4
52	9	111	3
60	6	112	2
61	4	113	6
62	2	114	9
63	7	115	4
66	1	120	6
		121	3
		122	3
		Unknown	7

*These figures track where an incident occurred, not necessarily the Command of the officer. Please review Figures 62A-62Q for Command Level data for cases closed in 2017.

Allegations Received

As described in the previous section, the CCRB has jurisdiction over four categories of NYPD misconduct. In comparing October 2018 to October 2019, the number of complaints containing an allegation of Force is down, Abuse of Authority complaints are down, Discourtesy are down and Offensive Language are down. Figures for the year-to-date comparison show that in 2019, complaints containing an allegation of Force are up, Abuse of Authority are up, Discourtesy are down and Offensive Language are down.

Figure 7: CCRB Complaints Received By Type of Allegation (October 2018 vs. October 2019)



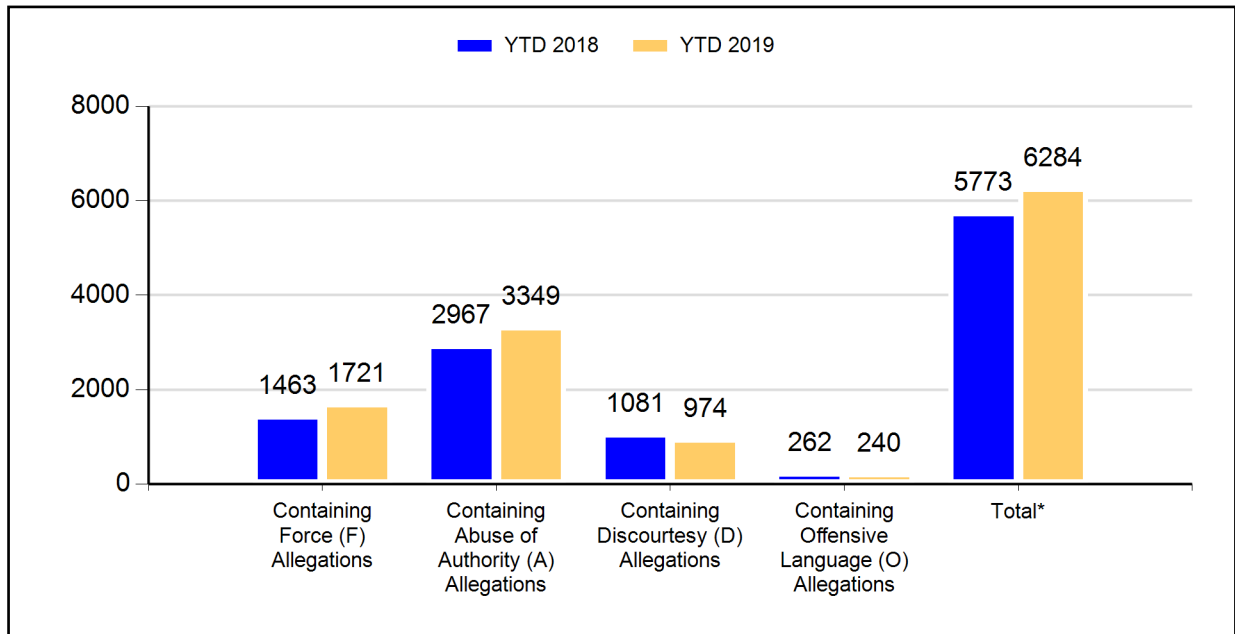
*This is the total of distinct FADO allegation types in complaints received.

Figure 8: CCRB Complaints Received By Type of Allegation (% of Complaints)

	October 2018		October 2019		Change	% Change
	Count	% of Total Complaints	Count	% of Total Complaints		
Force (F)	174	38%	146	38%	-28	-16%
Abuse of Authority (A)	363	80%	278	73%	-85	-23%
Discourtesy (D)	119	26%	71	19%	-48	-40%
Offensive Language (O)	28	6%	18	5%	-10	-36%
Total FADO Allegations	684		513		-171	-25%
Total Complaints	455		381		-74	-16%

Note: the number of allegations in recently received complaints typically grows somewhat as the complaints are investigated.

Figure 9: CCRB Complaints Received By Type of Allegation (YTD 2018 vs. YTD 2019)



*This is the total of distinct FADO allegation types in complaints received.

Figure 10: CCRB Complaints Received By Type of Allegation YTD (% of Complaints)

	YTD 2018		YTD 2019		Change	% Change
	Count	% of Total Complaints	Count	% of Total Complaints		
Force (F)	1463	38%	1721	40%	258	18%
Abuse of Authority (A)	2967	76%	3349	77%	382	13%
Discourtesy (D)	1081	28%	974	22%	-107	-10%
Offensive Language (O)	262	7%	240	6%	-22	-8%
Total FADO Allegations	5773		6284		511	9%
Total Complaints	3899		4342		443	11%

Note: the number of allegations in recently received complaints typically grows somewhat as the complaints are investigated.

Figure 11: Total Allegations (% of Total Allegations)

	October 2018		October 2019		Change	% Change
	Count	% of Total Allegations	Count	% of Total Allegations		
Force (F)	343	22%	262	24%	-81	-24%
Abuse of Authority (A)	1022	65%	719	66%	-303	-30%
Discourtesy (D)	174	11%	84	8%	-90	-52%
Offensive Language (O)	32	2%	25	2%	-7	-22%
Total Allegations	1571		1090		-481	-31%
Total Complaints	455		381		-74	-16%

Figure 12: Total Allegations YTD (% of Total Allegations)

	YTD 2018		YTD 2019		Change	% Change
	Count	% of Total Allegations	Count	% of Total Allegations		
Force (F)	3025	23%	3664	23%	639	21%
Abuse of Authority (A)	8079	62%	10775	67%	2696	33%
Discourtesy (D)	1565	12%	1354	8%	-211	-13%
Offensive Language (O)	339	3%	311	2%	-28	-8%
Total Allegations	13008		16104		3096	24%
Total Complaints	3899		4342		443	11%

The number of allegations in recently received complaints typically grows as the complaints are investigated.

CCRB Docket

As of the end of October 2019, 73% of active CCRB cases are fewer than five months old, and 89% active cases have been open for fewer than eight months.

Figure 13: Age of Active Cases Based on Received Date (October 2019)

Case Age Group	Count	% of Total
Cases 0-4 Months	1555	73.2%
Cases 5-7 Months	333	15.7%
Cases 8-11 Months	179	8.4%
Cases 12-18 Months*	47	2.2%
Cases Over 18 Months**	10	0.5%
Total	2124	100%

*12-18 Months: 8 cases that were reopened; 2 cases that were on DA Hold.

**Over18 Months: 4 cases that were reopened; 7 cases that were on DA Hold.

Figure 14: Age of Active Cases Based on Incident Date (October 2019)

	Count	% of Total
Cases 0-4 Months	1431	67.4%
Cases 5-7 Months	367	17.3%
Cases 8-11 Months	209	9.8%
Cases 12-18 Months*	91	4.3%
Cases Over 18 Months**	26	1.2%
Total	2124	100%

*12-18 Months: 7 cases that were reopened; 7 cases that were on DA Hold.

**Over18 Months: 6 cases that were reopened; 8 cases that were on DA Hold.

An active case is here defined as an investigation; cases in mediation are excluded.

Figure 15: Number of Active Investigations (January 2018 - October 2019)

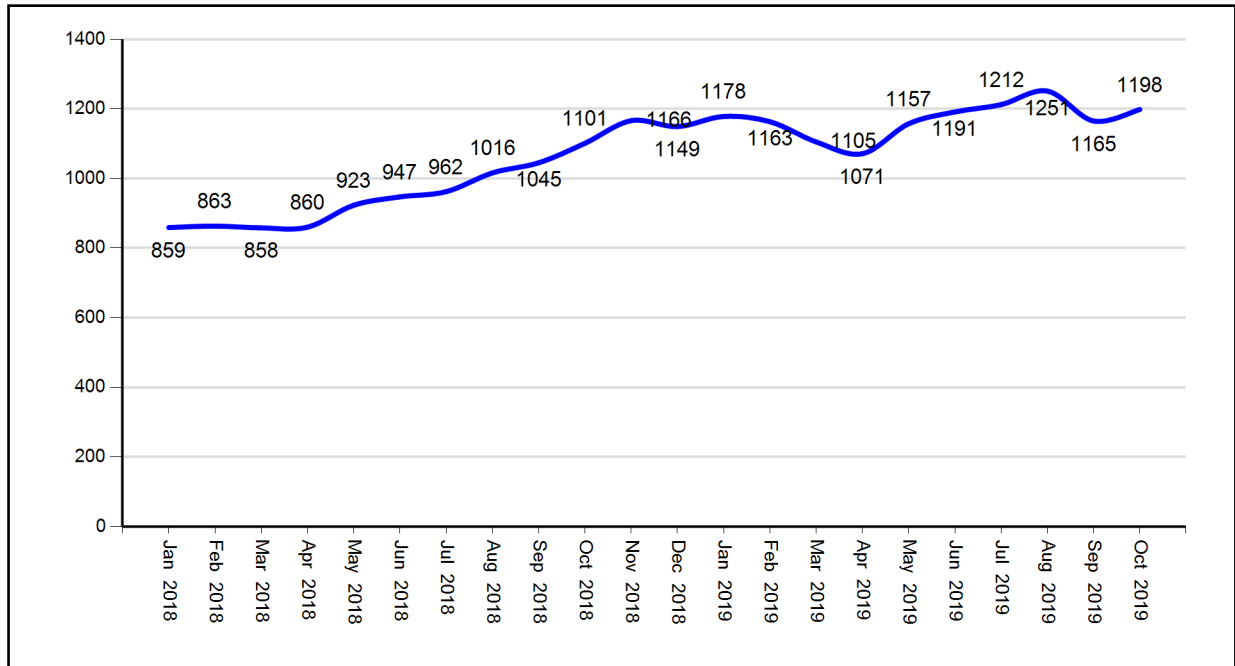


Figure 16: Open Docket Analysis

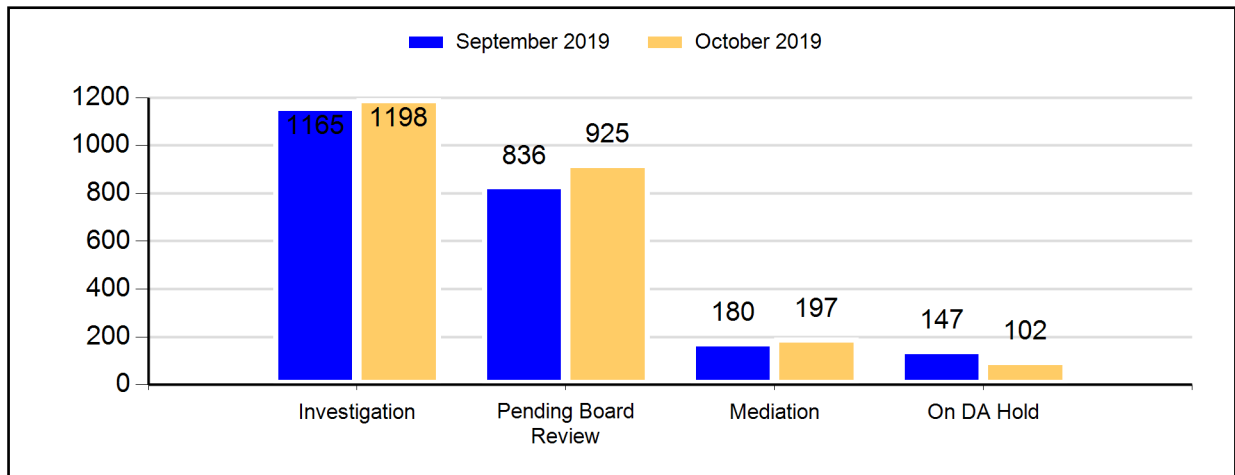


Figure 17: Open Docket Analysis with % Change

	September 2019		October 2019		Change	% Change
	Count	% of Total	Count	% of Total		
Investigations	1165	50%	1198	49%	33	3%
Pending Board Review	836	36%	925	38%	89	11%
Mediation	180	8%	197	8%	17	9%
On DA Hold	147	6%	102	4%	-45	-31%
Total	2328		2422		94	4%

Body Worn Camera Footage Requests

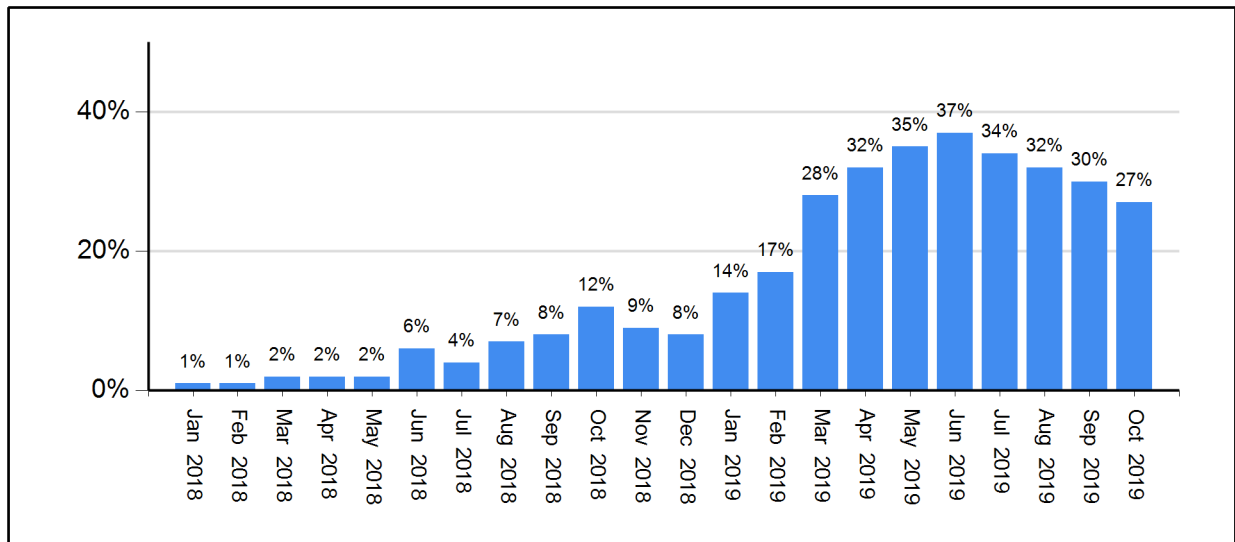
Since the widespread roll out of body worn cameras in 2018, the collection of footage from these cameras has become an integral part of CCRB investigations.

The timeliness of the response to BWC footage requests has a direct impact on the length of time it takes to complete an investigation. The longer it takes to fulfill BWC requests, the longer CCRB investigations remain on the open docket.

Figure 18: Pending Requests for BWC Footage

Days Pending	BWC Requests	% of Total
00 <= Days < 30	244	42.5%
30 <= Days < 60	172	30.0%
60 <= Days < 90	64	11.1%
90 <= Days	94	16.4%
Total	574	100%

Figure 19: Percentage of Open Investigations Docket with Pending BWC Requests (January 2018 - October 2019)

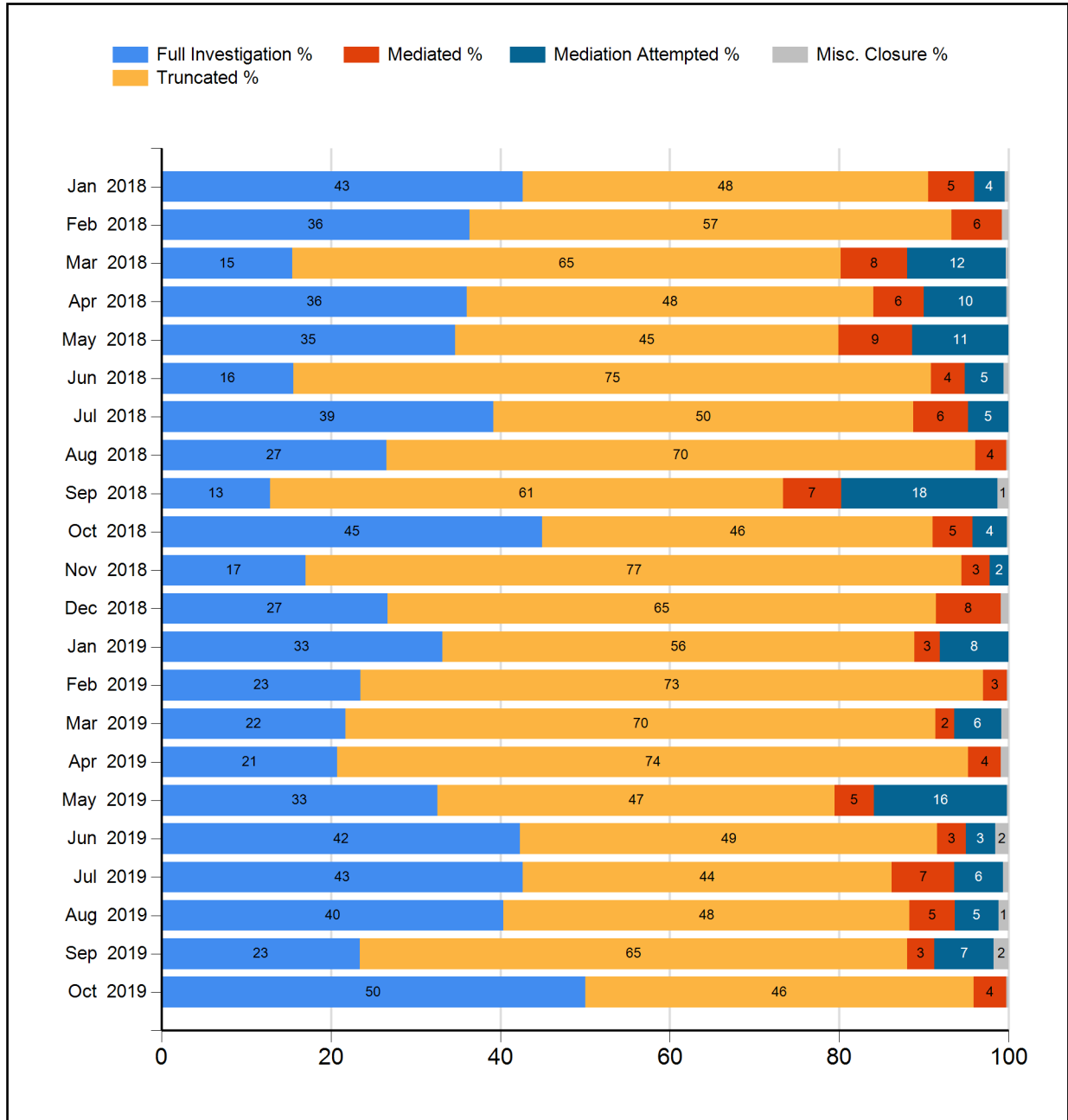


Closed Cases

Resolving Cases

In October 2019, the CCRB fully investigated 50% of the cases it closed, and resolved (fully investigated, mediated or mediation attempted) 54% of the cases it closed.

Figure 20: Case Resolutions (January 2018 - October 2019) (%)



Dispositions

Cases fully investigated by the CCRB generally receive one of five outcomes:

- If the alleged misconduct is found to have occurred, based on the preponderance of the evidence, the allegation is **substantiated**.
- If there is not enough evidence to determine whether or not the alleged misconduct occurred, the allegation is **unsubstantiated**.
- If the preponderance of the evidence suggests that the event or alleged act did not occur, the allegation is **unfounded**.
- If the event did occur, but was not improper by a preponderance of evidence, the allegation is **exonerated**.
- If the CCRB was unable to identify any of the officers accused of misconduct, the case is closed as **officer unidentified**.

Additionally, a case might be **mediated**, with the subject officer and complainant discussing the incident in the presence of a neutral third-party moderator, or closed as **mediation attempted**, the designation for a case in which both the officer and the civilian agree to mediate, but the civilian fails to appear twice for the scheduled mediation session or fails to respond to attempts to schedule a mediation session. Finally, a case that cannot be fully investigated due to complainant/alleged victim unavailability or lack of cooperation is **truncated**.

Case Abstracts

The following case abstracts are taken from complaints closed this month and serve as examples of what the different CCRB dispositions mean in practice:

1. Substantiated

An officer responded to a 911 call regarding a possible crime involving two males, in a black vehicle, with a firearm. Upon arriving at the location, the officer saw a vehicle with two individuals matching the description provided. After approaching the vehicle, the officer asked the driver to exit the vehicle. The driver refused to comply, at which point they engaged in a struggle and the officer used a chokehold against him. In an 18-second portion of BWC footage, the officer instructs the individual to “Come out” twelve times. During this time, the officer pulls the individual’s left arm with his right hand, presses his left hand against the individual’s torso, and grasps the individual’s throat twice, before letting go and grabbing the individual’s wrists. The investigation determined, based on the video footage, that the officer used a chokehold against the individual. As chokeholds are prohibited by the Patrol Guide, the Board substantiated the chokehold allegation.

2. Unsubstantiated

An individual was walking when he was allegedly stopped by plainclothes officers, who subsequently stopped and frisked him. No arrests were made and no summonses were issued. No video footage was obtained. In their CCRB statements, the individual and the officers provided contradictory testimony as to the nature of the stop, frisk, and search. The individual testified that he was physically stopped, while officers stated that they approached the individual to ensure his safety. While the individual alleged that the officers frisked and searched his shirt and pants pockets, all three officers denied ever physically interacting with individual or frisking or searching him. Without any independent witnesses or video footage, the investigation was unable to reach a conclusive finding. The Board unsubstantiated the stop, frisk, and search allegations.

3. Unfounded

The NYPD Emergency Services Unit (ESU) was requested pursuant to an uncooperative occupant of a vehicle. Upon responding, the officers closed the block to vehicular traffic. Shortly thereafter, an individual began recording the incident from two car lengths away. An officer approached him and informed him that he could not record from where he was currently standing. As captured on video footage, the individual asks, “You know I can record, correct?” The officer replies, “Yeah, you can record. Do me a favor. Can you record from the corner, not from the middle? This is a crime scene. Until this is done, do me a favor, back up.” The individual alleged that the officer obstructed his recording of the incident, however, as stated by the officer, and corroborated by video footage, at no point during the incident did the officer tell the individual he could not record the incident. Although civilians and media representatives have the right to record police activity in public spaces, police officers also have the authority to establish police lines for the safety of officers and civilians alike. The investigation determined that the officer did not obstruct the individual’s recording of the incident, but rather established police lines in the vicinity in which the ESU officers were working. The Board unfounded the allegation.

4. Exonerated

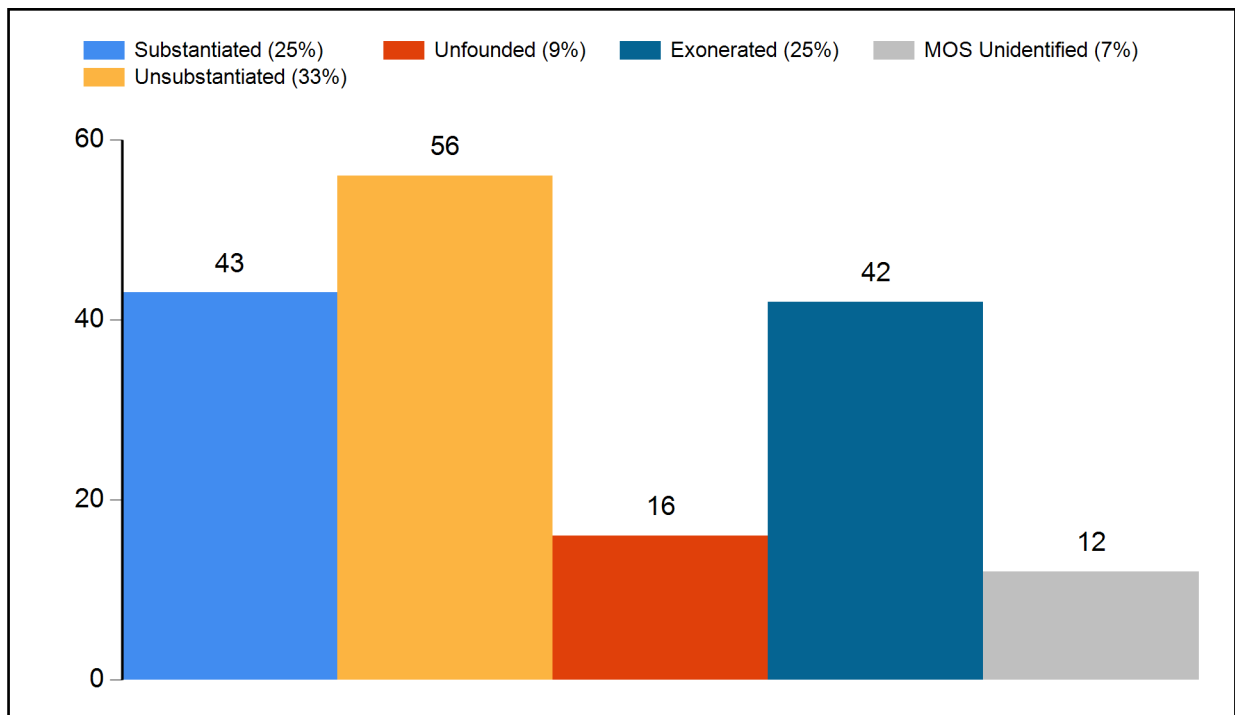
An individual was sitting in his car when he was approached by officers, who informed him that he was under arrest for an open complaint. The officers instructed the individual to exit his vehicle, but the individual refused and began to physically resist. In response, an officer threatened to tase the individual if he continued to refuse to comply. Cellphone video footage captures the incident. It depicts officers instructing the individual to “Step out of the car,” eight times. After the individual does not comply, an officer unholsters his Taser, points it, and says, “I don’t want to do it, you have to get out of the car.” The individual then stands up and exits the vehicle. The investigation determined that the officer was justified in threatening to tase the individual, who was actively resisting, in order to gain voluntary compliance and take the individual into custody. The Board exonerated the allegation.

5. Officer Unidentified

A food cart vendor was approached by an officer wearing a light blue uniform, driving a tow truck, and carrying a gun. The officer allegedly threatened to pick up the vendor’s cart and throw it in the garbage. Video footage of the incident was not found, and police documentation proved inconclusive in determining the subject officer. Police records showed that due to a parade occurring in the location’s vicinity, multiple commands were assigned to cover the area during that date and time. While a memo from the Traffic Operations division noted five regular tow trucks had been assigned to the parade detail, the trucks were staffed only with civilian Traffic Enforcement Agents—none of whom would have been issued a gun. The investigation gathered all relevant documentation from all applicable commands, but did not obtain any evidence which aided in the identification of the subject officer. The Board closed the allegation as officer unidentified.

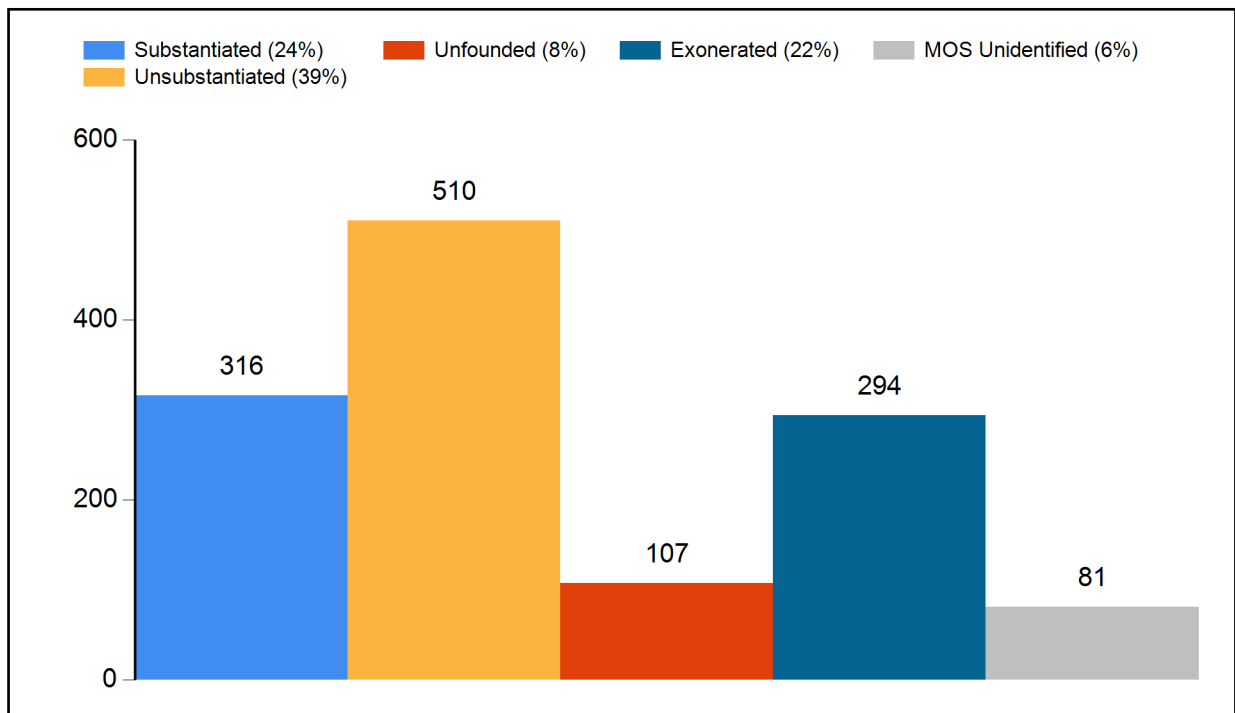
Dispositions - Full Investigations

Figure 21: Disposition Counts of Full Investigations (October 2019)



Due to the reconsideration process, counts are subject to change.

Figure 22: Disposition Counts of Full Investigations (YTD 2019)



Due to the reconsideration process, counts are subject to change.

Dispositions - All CCRB Cases

In addition to full investigations, CCRB cases can be closed through mediation and truncation. The following table lists all the CCRB case closures for the current month and year-to-date.

Figure 23: Disposition of Cases (2018 vs 2019)

	Oct 2018		Oct 2019		YTD 2018		YTD 2019	
	Count	% of Total	Count	% of Total	Count	% of Total	Count	% of Total
Full Investigations								
Substantiated	38	17%	43	25%	200	19%	316	24%
Exonerated	51	23%	42	25%	194	18%	294	22%
Unfounded	23	10%	16	9%	85	8%	107	8%
Unsubstantiated	96	43%	56	33%	512	47%	510	39%
MOS Unidentified	13	6%	12	7%	87	8%	81	6%
Total - Full Investigations	221		169		1078		1308	
Mediation Closures	Count	% of Total	Count	% of Total	Count	% of Total	Count	% of Total
Mediated	23	53%	13	100%	199	47%	155	42%
Mediation Attempted	20	47%	0	0%	225	53%	210	58%
Total - ADR Closures	43		13		424		365	
Resolved Case Total	264	54%	182	54%	1502	44%	1673	41%
Truncations / Other Closures	Count	% of Total	Count	% of Total	Count	% of Total	Count	% of Total
Complaint withdrawn	52	23%	32	21%	351	18%	479	20%
Complainant/Alleged Victim/Witness uncooperative	106	47%	50	32%	1005	52%	1095	46%
Complainant/Alleged Victim/Witness unavailable	34	15%	23	15%	274	14%	383	16%
Alleged Victim unidentified	5	2%	3	2%	37	2%	53	2%
Closed - Pending Litigation*	30	13%	47	30%	238	12%	332	14%
Miscellaneous	0	0%	0	0%	6	0%	8	0%
Administrative closure**	0	0%	1	1%	7	0%	22	1%
Total - Other Case Dispositions	227		156		1918		2372	
Total - Closed Cases	492		338		3421		4045	

* Closed - Pending Litigation is a truncation category added in August 2017. It indicates that the complaint was truncated due to the complainant/alleged victim's attorney.

**Administrative closure is a special category that deals with NYPD's Internal Affairs Bureau-referred cases or spin off cases with no complainant/alleged victim, and in which CCRB attempts to locate or identify a complainant/alleged victim has yielded no results.

Dispositions - FADO Allegations

“Allegations” are different than “cases.” A case or complaint is based on an incident and may contain one or more allegations of police misconduct. The allegation substantiation rate is 13% for the month of October 2019, and the allegation substantiation rate is 12% year-to-date. The type of allegation the CCRB is most likely to substantiate is Discourtesy – substantiating 22% of such allegations during October 2019, and 20% for the year.

Figure 24: Disposition of Allegations (2018 vs 2019)

	Oct 2018		Oct 2019		YTD 2018		YTD 2019	
	Count	%of Total	Count	%of Total	Count	%of Total	Count	%of Total
Fully Investigated Allegations								
Substantiated	85	9%	96	13%	499	10%	710	12%
Unsubstantiated	357	39%	222	29%	1921	39%	2014	34%
Unfounded	73	8%	69	9%	424	9%	519	9%
Exonerated	327	36%	278	37%	1539	31%	2115	35%
MOS Unidentified	77	8%	94	12%	540	11%	632	11%
Total - Full Investigations	919		759		4923		5990	
Mediation Closures	Count	%of Total	Count	%of Total	Count	%of Total	Count	%of Total
Mediated	42	44%	35	100%	429	41%	416	40%
Mediation Attempted	53	56%	0	0%	617	59%	627	60%
Total - ADR Closures	95		35		1046		1043	
Truncations / Other Closures	Count	%of Total	Count	%of Total	Count	%of Total	Count	%of Total
Complaint withdrawn	89	15%	57	12%	788	15%	1183	17%
Complainant/Alleged Victim/Witness uncooperative	311	51%	183	39%	2830	55%	3426	49%
Complainant/Alleged Victim/Witness unavailable	91	15%	47	10%	615	12%	939	13%
Alleged Victim unidentified	10	2%	12	3%	93	2%	153	2%
Closed - Pending Litigation	102	17%	169	36%	755	15%	1199	17%
Miscellaneous	7	1%	2	0%	43	1%	69	1%
Administrative closure	0	0%	1	0%	22	0%	47	1%
Total - Other Case Dispositions	610		471		5146		7016	
Total - Closed Allegations	1625		1265		11117		14050	

Figure 25: Disposition of Allegations By FADO Category (October 2019)

	Substantiated	Unsubstantiated	Exonerated	Unfounded	Officers Unidentified	Total
Force	4 3%	47 34%	36 26%	26 19%	25 18%	138 100%
Abuse of Authority	67 13%	128 25%	233 45%	32 6%	55 11%	515 100%
Discourtesy	19 22%	38 44%	9 10%	9 10%	11 13%	86 100%
Offensive Language	6 30%	9 45%	0 0%	2 10%	3 15%	20 100%
Total	96 13%	222 29%	278 37%	69 9%	94 12%	759 100%

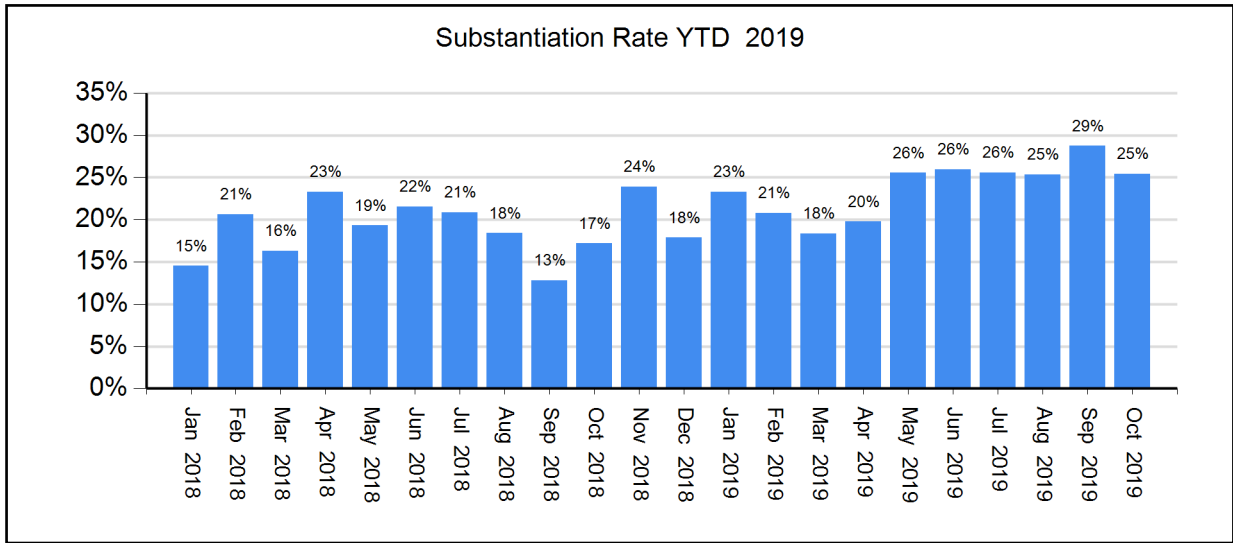
Figure 26: Disposition of Allegations By FADO Category (YTD 2019)

	Substantiated	Unsubstantiated	Exonerated	Unfounded	Officers Unidentified	Total
Force	85 7%	369 30%	475 38%	183 15%	123 10%	1235 100%
Abuse of Authority	456 12%	1229 32%	1574 41%	227 6%	372 10%	3858 100%
Discourtesy	152 20%	332 45%	65 9%	85 11%	109 15%	743 100%
Offensive Language	17 11%	84 55%	1 1%	24 16%	28 18%	154 100%
Total	710 12%	2014 34%	2115 35%	519 9%	632 11%	5990 100%

Substantiation Rates

The October 2019 case substantiation rate was 25%.

Figure 27: Percentage of Cases Substantiated (January 2018 - October 2019)

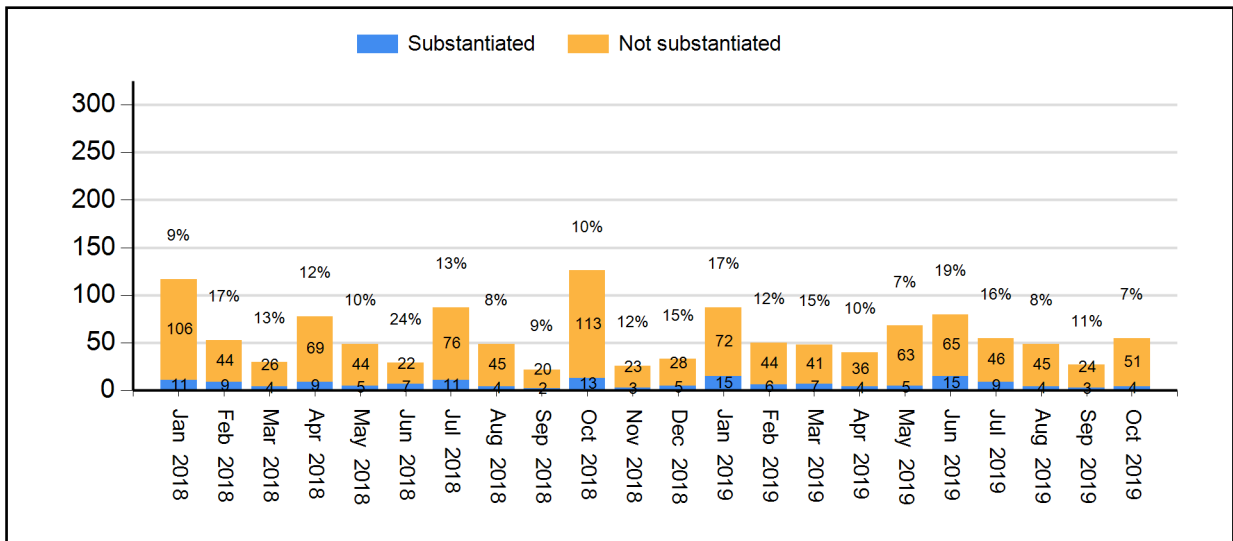


Due to the reconsideration process, counts are subject to change.

Substantiation Rates and Video

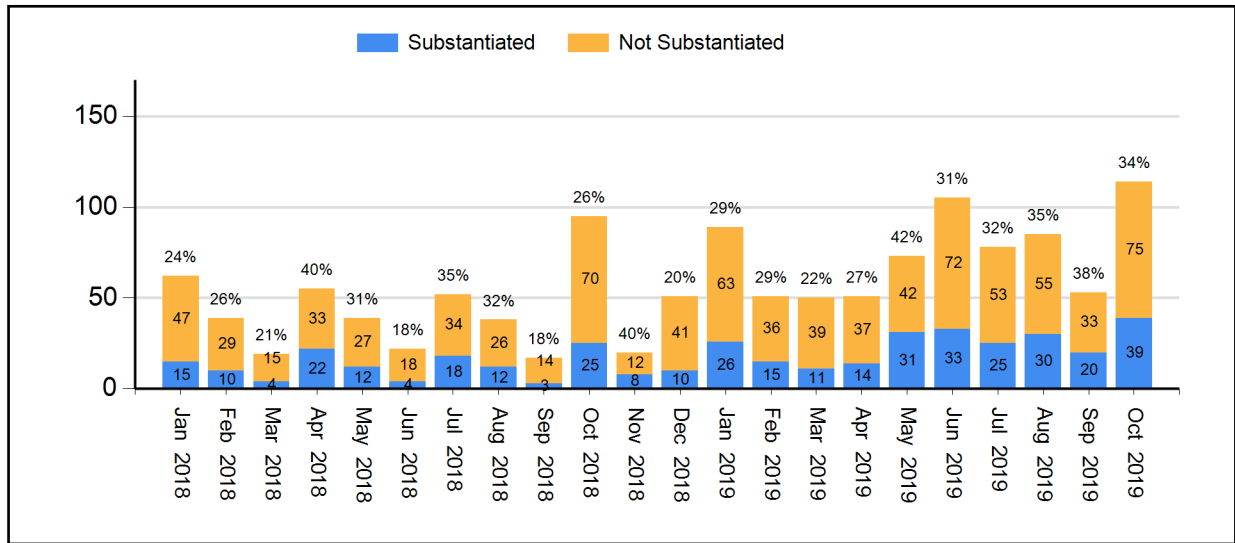
In general, investigations relying on video evidence from security cameras or personal devices result in much higher substantiation rates.

Figure 28: Substantiation Rates for Full Investigations without Video (Jan 2019 - Oct 2019) (% substantiated shown)



Due to the reconsideration process, counts are subject to change.

Figure 29: Substantiation Rates for Full Investigations with Video (Jan 2019 - Oct 2019)
 (% substantiated shown)



Due to the reconsideration process, counts are subject to change.

Board Discipline Recommendations for Substantiated Complaints

After a CCRB investigative team has completed its investigation and recommended the substantiation of a complaint against an officer, a panel of three Board members determines whether to substantiate the allegation and make a disciplinary recommendation.

- “Charges and Specifications” are the most severe form of discipline. A decision to assign Charges commences a process that may result in an administrative trial in the NYPD Trial Room. An officer may lose vacation days, be suspended, or be terminated from the Department if the officer is found guilty.
- “Instructions” or “Formalized Training” are the least severe discipline, often recommended for officers who misunderstand a policy. This determination results in training at the command level (Instructions) or training at the Police Academy or NYPD Legal Bureau (Formalized Training).
- “Command Discipline” is recommended for misconduct that is moderately serious, but does not rise to the level of that associated with Charges. An officer can lose up to ten vacation days as a result of a Command Discipline.
- When the Board has recommended Instructions, Formalized Training or Command Discipline, the case is sent to the NYPD Commissioner to impose training and/or other penalties. Cases where the Board recommends charges are prosecuted by the CCRB’s Administrative Prosecution Unit.

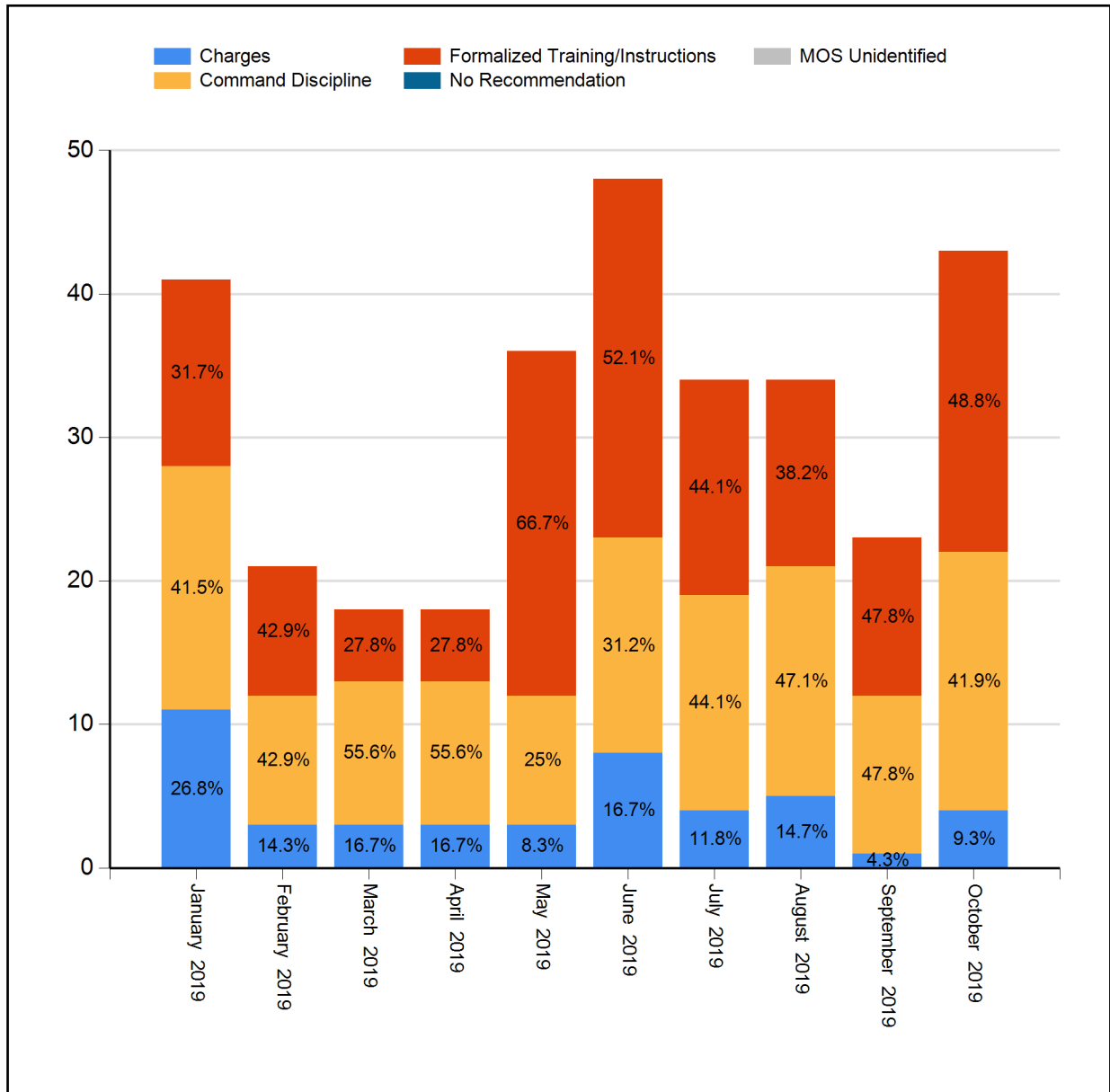
Figure 30: Board Discipline Recommendations For Substantiated Complaints*
(Oct 2018, Oct 2019, YTD 2018, YTD 2019)

Disposition	October 2018		October 2019		YTD 2018		YTD 2019	
	Count	%of Total	Count	%of Total	Count	%of Total	Count	%of Total
Charges	3	8%	4	9%	40	20%	45	14%
Command Discipline	22	58%	18	42%	84	42%	130	41%
Formalized Training	4	11%	8	19%	32	16%	67	21%
Instructions	9	24%	13	30%	44	22%	74	23%
MOS Unidentified	0	0%	0	0%	0	0%	0	0%
Total	38		43		200		316	

Due to the reconsideration process, counts are subject to change.

* A complaint containing a number of substantiated allegations against a number of different officers will typically generate a variety of different disciplinary recommendations. To determine the disciplinary recommendation associated with the complaint as a whole, the CCRB uses the most severe disciplinary recommendation made. The order of severity is: 1) Charges 2) Command Discipline 3) Formalized Training 4) Instructions.

Figure 31: Board Discipline Recommendations For Substantiated Complaints* (2019)



Due to the reconsideration process, counts are subject to change.

* A complaint containing a number of substantiated allegations against a number of different officers will typically generate a variety of different disciplinary recommendations. To determine the disciplinary recommendation associated with the complaint as a whole, the CCRB uses the most severe disciplinary recommendation made. The order of severity is: 1) Charges 2) Command Discipline 3) Formalized Training 4) Instructions.

Board Discipline Recommendations for Officers with Substantiated Allegations

A substantiated CCRB complaint may generate multiple substantiated allegations against multiple officers. Each substantiated allegation will carry its own discipline recommendation from the CCRB Board.

The following table presents the number of officers against whom discipline recommendations have been made as a result of a substantiated CCRB complaint. Where there are multiple substantiated allegations with multiple disciplinary recommendations for an officer in a complaint, the most severe disciplinary recommendation is used to determine the overall recommendation for that officer.

**Figure 32: Board Discipline Recommendations for Officers with Substantiated Allegations*
(Oct 2018, Oct 2019, YTD 2018, YTD 2019)**

Disposition	October 2018		October 2019		YTD 2018		YTD 2019	
	Count	%of Total	Count	%of Total	Count	%of Total	Count	%of Total
Charges	5	9.4%	4	7.1%	62	21.2%	64	14.5%
Command Discipline	25	47.2%	23	41.1%	118	40.3%	179	40.6%
Formalized Training	7	13.2%	13	23.2%	51	17.4%	92	20.9%
Instructions	16	30.2%	16	28.6%	62	21.2%	106	24%
MOS Unidentified	0	0%	0	0%	0	0%	0	0%
Total	53		56		293		441	

Due to the reconsideration process, counts are subject to change.

* The counts in this table reflect the number of distinct MOS with a substantiated allegation in each complaint.

Figure 33: Substantiated Allegations By Borough and NYPD Precinct (October 2019)

The figures in this table reflect all substantiated allegations for each MOS.

Board Disposition	FADO Category	Allegation	Precinct of Occurrence	Borough of Occurrence
Substantiated (Command Lvl Instructions)	Abuse of Authority	Search (of person)	1	Manhattan
Substantiated (Command Discipline B)	Abuse of Authority	Stop	1	Manhattan
Substantiated (Command Discipline B)	Discourtesy	Word	1	Manhattan
Substantiated (Command Discipline B)	Offensive Language	Race	1	Manhattan
Substantiated (Command Discipline A)	Discourtesy	Word	5	Manhattan
Substantiated (Command Discipline B)	Abuse of Authority	Threat of arrest	7	Manhattan
Substantiated (Command Discipline B)	Abuse of Authority	Refusal to process civilian complaint	7	Manhattan
Substantiated (Command Discipline B)	Abuse of Authority	Retaliatory summons	7	Manhattan
Substantiated (Command Discipline B)	Abuse of Authority	Retaliatory summons	7	Manhattan
Substantiated (Command Discipline B)	Abuse of Authority	Stop	7	Manhattan
Substantiated (Command Discipline B)	Abuse of Authority	Stop	7	Manhattan
Substantiated (Command Discipline B)	Discourtesy	Word	7	Manhattan
Substantiated (Command Discipline B)	Force	Physical force	7	Manhattan
Substantiated (Command Lvl Instructions)	Abuse of Authority	Refusal to process civilian complaint	13	Manhattan
Substantiated (Formalized Training)	Abuse of Authority	Forcible Removal to Hospital	13	Manhattan
Substantiated (Command Lvl Instructions)	Abuse of Authority	Refusal to provide shield number	20	Manhattan
Substantiated (Command Discipline B)	Offensive Language	Gender	28	Manhattan
Substantiated (Charges)	Abuse of Authority	Entry of Premises	40	Bronx
Substantiated (Charges)	Abuse of Authority	Threat to damage/seize property	40	Bronx
Substantiated (Charges)	Abuse of Authority	Property damaged	40	Bronx
Substantiated (Command Discipline A)	Abuse of Authority	Refusal to process civilian complaint	40	Bronx
Substantiated (Command Discipline A)	Abuse of Authority	Refusal to process civilian complaint	40	Bronx
Substantiated (Charges)	Abuse of Authority	Search of Premises	40	Bronx
Substantiated (Charges)	Discourtesy	Word	40	Bronx
Substantiated (Command Discipline A)	Abuse of Authority	Threat of force (verbal or physical)	41	Bronx
Substantiated (Command Discipline A)	Abuse of Authority	Other	41	Bronx
Substantiated (Command Discipline A)	Abuse of Authority	Refusal to provide name	41	Bronx
Substantiated (Command Discipline A)	Abuse of Authority	Refusal to provide shield number	41	Bronx
Substantiated (Command Discipline A)	Abuse of Authority	Refusal to provide shield number	41	Bronx
Substantiated (Charges)	Abuse of Authority	Strip-searched	44	Bronx
Substantiated (Command Lvl Instructions)	Abuse of Authority	Retaliatory summons	46	Bronx
Substantiated (Command Discipline A)	Abuse of Authority	Sexual Misconduct (Sexual Humiliation)	47	Bronx
Substantiated (Command Discipline A)	Abuse of Authority	Sexual Misconduct (Sexual Humiliation)	47	Bronx
Substantiated (Command Lvl Instructions)	Discourtesy	Word	47	Bronx
Substantiated (Command Discipline A)	Discourtesy	Word	47	Bronx
Substantiated (Command Discipline A)	Discourtesy	Word	47	Bronx
Substantiated (Command Discipline A)	Offensive Language	Gender Identity	47	Bronx
Substantiated (Command Discipline A)	Offensive Language	Gender Identity	47	Bronx
Substantiated (Formalized Training)	Abuse of Authority	Entry of Premises	49	Bronx
Substantiated (Command Lvl Instructions)	Abuse of Authority	Threat of arrest	49	Bronx

Board Disposition	FADO Category	Allegation	Precinct of Occurrence	Borough of Occurrence
Substantiated (Formalized Training)	Abuse of Authority	Threat re: removal to hospital	49	Bronx
Substantiated (Command Lvl Instructions)	Abuse of Authority	Threat of force (verbal or physical)	52	Bronx
Substantiated (Command Lvl Instructions)	Discourtesy	Word	52	Bronx
Substantiated (Command Lvl Instructions)	Discourtesy	Word	52	Bronx
Substantiated (Formalized Training)	Abuse of Authority	Threat of arrest	61	Brooklyn
Substantiated (Command Discipline B)	Abuse of Authority	Threat of arrest	61	Brooklyn
Substantiated (Command Discipline B)	Abuse of Authority	Frisk	61	Brooklyn
Substantiated (Command Discipline B)	Abuse of Authority	Search (of person)	61	Brooklyn
Substantiated (Command Discipline B)	Abuse of Authority	Stop	61	Brooklyn
Substantiated (Command Discipline B)	Abuse of Authority	Stop	61	Brooklyn
Substantiated (Command Discipline B)	Abuse of Authority	Stop	61	Brooklyn
Substantiated (Command Discipline A)	Discourtesy	Word	63	Brooklyn
Substantiated (Command Discipline A)	Discourtesy	Word	63	Brooklyn
Substantiated (Charges)	Force	Chokehold	63	Brooklyn
Substantiated (Formalized Training)	Abuse of Authority	Threat of force (verbal or physical)	67	Brooklyn
Substantiated (Command Discipline A)	Abuse of Authority	Other	67	Brooklyn
Substantiated (Command Discipline A)	Abuse of Authority	Other	67	Brooklyn
Substantiated (Command Discipline B)	Abuse of Authority	Threat of arrest	71	Brooklyn
Substantiated (Command Discipline B)	Abuse of Authority	Retaliatory summons	71	Brooklyn
Substantiated (Command Lvl Instructions)	Discourtesy	Word	71	Brooklyn
Substantiated (Command Discipline A)	Abuse of Authority	Threat of force (verbal or physical)	73	Brooklyn
Substantiated (Command Discipline B)	Abuse of Authority	Strip-searched	75	Brooklyn
Substantiated (Command Discipline A)	Abuse of Authority	Threat of force (verbal or physical)	75	Brooklyn
Substantiated (Command Discipline A)	Discourtesy	Word	75	Brooklyn
Substantiated (Command Discipline A)	Discourtesy	Word	75	Brooklyn
Substantiated (Command Lvl Instructions)	Discourtesy	Word	75	Brooklyn
Substantiated (Command Discipline B)	Discourtesy	Word	75	Brooklyn
Substantiated (Command Discipline B)	Discourtesy	Word	75	Brooklyn
Substantiated (Command Lvl Instructions)	Discourtesy	Word	75	Brooklyn
Substantiated (Command Discipline A)	Discourtesy	Action	75	Brooklyn
Substantiated (Command Discipline A)	Offensive Language	Race	75	Brooklyn
Substantiated (Command Discipline A)	Offensive Language	Other	75	Brooklyn
Substantiated (Formalized Training)	Abuse of Authority	Refusal to process civilian complaint	78	Brooklyn
Substantiated (Formalized Training)	Abuse of Authority	Refusal to process civilian complaint	78	Brooklyn
Substantiated (Formalized Training)	Abuse of Authority	Refusal to process civilian complaint	78	Brooklyn
Substantiated (Command Discipline A)	Abuse of Authority	Retaliatory summons	78	Brooklyn
Substantiated (Command Discipline A)	Abuse of Authority	Refusal to provide name	78	Brooklyn
Substantiated (Command Discipline A)	Abuse of Authority	Refusal to provide name	78	Brooklyn
Substantiated (Command Discipline A)	Abuse of Authority	Refusal to provide shield number	78	Brooklyn
Substantiated (Command Discipline A)	Abuse of Authority	Refusal to provide shield number	78	Brooklyn
Substantiated (Command Discipline A)	Abuse of Authority	Stop	79	Brooklyn
Substantiated (Formalized Training)	Abuse of Authority	Threat of arrest	83	Brooklyn
Substantiated (Command Lvl Instructions)	Abuse of Authority	Threat of arrest	84	Brooklyn

Board Disposition	FADO Category	Allegation	Precinct of Occurrence	Borough of Occurrence
Substantiated (Charges)	Force	Hit against inanimate object	88	Brooklyn
Substantiated (Charges)	Force	Chokehold	88	Brooklyn
Substantiated (Formalized Training)	Abuse of Authority	Failure to provide RTKA card	90	Brooklyn
Substantiated (Formalized Training)	Abuse of Authority	Failure to provide RTKA card	90	Brooklyn
Substantiated (Formalized Training)	Abuse of Authority	Failure to provide RTKA card	90	Brooklyn
Substantiated (Formalized Training)	Abuse of Authority	Failure to provide RTKA card	90	Brooklyn
Substantiated (Formalized Training)	Abuse of Authority	Failure to provide RTKA card	90	Brooklyn
Substantiated (Formalized Training)	Abuse of Authority	Failure to provide RTKA card	90	Brooklyn
Substantiated (Command Discipline B)	Abuse of Authority	Vehicle stop	103	Queens
Substantiated (Command Discipline B)	Abuse of Authority	Vehicle search	103	Queens
Substantiated (Command Lvl Instructions)	Abuse of Authority	Search (of person)	103	Queens
Substantiated (Command Lvl Instructions)	Abuse of Authority	Failure to provide RTKA card	107	Queens
Substantiated (Command Discipline B)	Abuse of Authority	Seizure of property	121	Staten Island

Truncations

A “truncation” is a case that is not fully investigated, either because the complainant/alleged victim withdraws the complaint; is uncooperative with the investigation; is not available for the investigative team to interview; or is never identified. The CCRB constantly seeks to lower the number of truncations.

Figure 34: Truncated Allegations (October 2019)

	Withdrawn	Uncooperative	Unavailable	Civilian Unidentified	Pending Litigation*	Total
Force	7	49	22	2	116	196
Abuse of Authority	39	117	16	10	42	224
Discourtesy	10	13	3	0	6	32
Offensive Language	1	4	6	0	5	16
Total	57	183	47	12	169	468

Figure 35: Truncated CCRB Complaints (October 2019)

	Withdrawn	Uncooperative	Unavailable	Civilian Unidentified	Pending Litigation*	Total
Total	32	50	23	3	47	155

Figure 36: Truncated Allegations (YTD 2019)

	Withdrawn	Uncooperative	Unavailable	Civilian Unidentified	Pending Litigation*	Total
Force	186	700	368	33	640	1927
Abuse of Authority	834	2376	480	105	482	4277
Discourtesy	136	286	69	12	63	566
Offensive Language	27	64	22	3	14	130
Total	1183	3426	939	153	1199	6900

Figure 37: Truncated CCRB Complaints (YTD 2019)

	Withdrawn	Uncooperative	Unavailable	Civilian Unidentified	Pending Litigation*	Total
Total	479	1095	383	53	332	2342

*Pending Litigation is a truncation category added in August 2017. It indicates that the complaint was truncated due to the complainant/alleged victim's attorney.

Complaints Against Officers Assigned to Police Service Areas

The Police Service Areas (PSA) are commands that police New York City Housing Developments throughout the five boroughs. PSA complaints are defined as complaints that contain at least one FADO allegation against an officer assigned to a PSA command.

Figure 38: PSA Complaints Closed as % of Total Complaints Closed

	Oct 2018	Oct 2019	YTD 2018	YTD 2019
PSA Complaints	23	11	166	133
Total Complaints	492	338	3421	4045
PSA Complaints as % of Total	4.7%	3.3%	4.9%	3.3%

A single PSA complaint may contain allegations against multiple officers assigned to multiple PSA commands. The following table breaks out the different PSAs and shows the number of officers assigned to each PSA against whom FADO allegations have been made.

Figure 39: Closed Complaints Against Officers Assigned to a PSA

	Oct 2018	Oct 2019	YTD 2018	YTD 2019
PSA 1	1	1	17	29
PSA 2	16	7	68	33
PSA 3	3	0	26	9
PSA 4	2	3	42	51
PSA 5	2	4	29	30
PSA 6	2	0	22	19
PSA 7	4	9	57	26
PSA 8	4	0	24	20
PSA 9	5	1	25	23
Total	39	25	310	240

Complaints typically contain more than one allegation. The following table shows the allegations made against officers assigned to PSA commands broken out by FADO type.

Figure 40: Closed Allegations Against Officers Assigned to a PSA by FADO Type

	Oct 2018		Oct 2019		YTD 2018		YTD 2019	
	Count	% of Total	Count	% of Total	Count	% of Total	Count	% of Total
Force (F)	18	38%	14	45%	120	29%	105	34%
Abuse of Authority (A)	23	48%	14	45%	221	53%	163	53%
Discourtesy (D)	5	10%	3	10%	57	14%	29	9%
Offensive Language (O)	2	4%	0	0%	22	5%	10	3%
Total	48	100%	31	100%	420	101%	307	99%

Dispositions of Officers Assigned to PSAs

The following tables show the Board disposition of officers assigned to a PSA with a FADO allegation made against them.

Figure 41: Disposition of PSA Officers (2018 vs 2019)

	Oct 2018		Oct 2019		YTD 2018		YTD 2019	
	Count	%of Total	Count	%of Total	Count	%of Total	Count	%of Total
Full Investigations								
Substantiated	2	10%	3	30%	26	16%	17	16%
Exonerated	8	40%	4	40%	39	24%	35	34%
Unfounded	0	0%	0	0%	6	4%	6	6%
Unsubstantiated	10	50%	3	30%	93	57%	46	44%
MOS Unidentified	0	0%	0	0%	0	0%	0	0%
Total - Full Investigations	20		10		164		104	
Mediation Closures	Count	%of Total	Count	%of Total	Count	%of Total	Count	%of Total
Mediated	2	100%	0	0%	8	24%	10	30%
Mediation Attempted	0	0%	0	0%	25	76%	23	70%
Total - ADR Closures	2		0		33		33	
Resolved Case Total	22	56%	10	40%	197	64%	137	57%
Truncations / Other Closures	Count	%of Total	Count	%of Total	Count	%of Total	Count	%of Total
Complaint withdrawn	3	18%	0	0%	18	16%	12	12%
Complainant/Alleged Victim/Witness uncooperative	10	59%	4	27%	58	51%	48	47%
Complainant/Alleged Victim/Witness unavailable	4	24%	0	0%	13	12%	17	17%
Alleged Victim unidentified	0	0%	0	0%	0	0%	1	1%
Closed - Pending Litigation*	0	0%	11	73%	23	20%	25	24%
Miscellaneous	0	0%	0	0%	1	1%	0	0%
Administrative closure*	0	0%	0	0%	0	0%	0	0%
Total - Other Case Dispositions	17		15		113		103	
Total - Closed Cases	39		25		310		240	

* Closed - Pending Litigation is a truncation category added in August 2017. It indicates that the complaint was truncated due to the complainant/alleged victim's attorney.

**Administrative closure is a special category that deals with NYPD's Internal Affairs Bureau-referred cases or spin off cases with no complainant/alleged victim, and in which CCRB attempts to locate or identify a complainant/alleged victim has yielded no results.

Mediation Unit

Whenever mediation between a complainant/alleged victim and subject officer is suitable, it is offered by CCRB investigators. If the complainant/alleged victim and subject officer both agree to participate, a neutral, third-party mediator facilitates a conversation between the parties. “Mediation Attempted” refers to a situation in which an officer agrees to mediate and the complainant becomes unavailable (after the complainant initially agreed to mediation). The chart below indicates the number of mediations and attempted mediations in October and this year.

Figure 42: Mediated Complaints Closed

	October 2019			YTD 2019		
	Mediated	Mediation Attempted	Total	Mediated	Mediation Attempted	Total
Mediated Complaints	13	0	13	155	210	365

Figure 43: Mediated FADO Allegations Closed

	October 2019			YTD 2019		
	Mediated	Mediation Attempted	Total	Mediated	Mediation Attempted	Total
Force	3	0	3	17	56	73
Abuse of Authority	27	0	27	350	487	837
Discourtesy	4	0	4	39	68	107
Offensive Language	1	0	1	10	16	26
Total	35	0	35	416	627	1043

Figure 44: Mediated Complaints By Borough (October 2019)

	Mediations
	0
Bronx	1
Brooklyn	3
Manhattan	3
Queens	4
Staten Island	2

Figure 45: Mediated Allegations By Borough (October 2019)

	Mediations
Bronx	1
Brooklyn	16
Manhattan	8
Queens	8
Staten Island	2

**Figure 46: Mediated Complaints By Precinct
(Oct 2019 - YTD 2019)**

Precinct	Oct 2019	YTD 2019	Precinct	Oct 2019	YTD 2019
1	1	4	62	0	1
5	0	2	67	0	5
6	0	3	68	0	2
7	0	2	70	0	2
9	1	8	71	0	3
10	0	2	72	0	3
13	0	1	73	0	1
14	0	5	75	1	8
17	0	1	77	0	2
18	0	6	78	0	1
19	0	1	83	0	3
20	0	3	84	0	1
22	0	1	90	1	2
23	0	1	100	0	3
25	0	3	102	0	3
26	1	1	103	0	1
28	0	2	104	0	4
30	0	2	105	1	2
32	0	2	107	0	2
33	0	1	108	0	1
40	0	3	109	1	2
42	0	2	110	1	1
44	1	9	111	0	1
46	0	2	112	0	1
47	0	7	113	1	3
48	0	1	114	0	3
50	0	1	115	0	1
52	0	4	120	0	2
60	1	5	121	1	3
61	0	1	122	1	2

**Figure 47: Mediated Allegations By Precinct
(Oct 2019 - YTD 2019)**

Precinct	Oct 2019	YTD 2019	Precinct	Oct 2019	YTD 2019
1	2	7	62	0	2
5	0	7	67	0	13
6	0	5	68	0	6
7	0	7	70	0	3
9	5	24	71	0	7
10	0	5	72	0	5
13	0	1	73	0	2
14	0	11	75	5	43
17	0	4	77	0	2
18	0	15	78	0	1
19	0	3	83	0	11
20	0	5	84	0	1
22	0	1	90	9	12
23	0	6	100	0	3
25	0	8	102	0	15
26	1	1	103	0	6
28	0	5	104	0	6
30	0	6	105	3	4
32	0	8	107	0	12
33	0	1	108	0	1
40	0	19	109	1	2
42	0	16	110	2	2
44	1	15	111	0	1
46	0	3	112	0	1
47	0	11	113	2	7
48	0	3	114	0	10
50	0	1	115	0	3
52	0	9	120	0	5
60	2	8	121	1	6
61	0	2	122	1	7

Administrative Prosecution Unit

The CCRB’s Administrative Prosecution Unit (APU) prosecutes police misconduct cases when the Board has recommended charges, in the NYPD Trial Room. The APU is also able to offer pleas to officers who admit guilt rather than going to trial. Following a plea agreement or the conclusion of a disciplinary trial, cases are sent to the Police Commissioner for final penalties.

Figure 48: Administrative Prosecution Unit Case Closures

Disposition Category	Prosecution Disposition	Oct 2019	YTD 2019
Disciplinary Action	Not guilty after trial but Discipline Imposed	0	0
	Guilty after trial	0	8
	Trial verdict dismissed by PC, Comm. Disc. A imposed	0	0
	Trial verdict dismissed by PC, Comm. Disc. B imposed	0	0
	Trial verdict dismissed by PC, Formalized Training imposed	0	0
	Trial verdict dismissed by PC, Instructions imposed	0	0
	Trial verdict reversed by PC, Final verdict Guilty	0	0
	Resolved by plea	0	9
	Plea set aside, Comm. Disc. B	0	0
	Plea set aside, Comm. Disc. A	0	0
	Plea set aside, Formalized Training	0	0
	Plea set aside, Instructions	0	0
	*Retained, with discipline	0	3
	Disciplinary Action Total		0
No Disciplinary Action	Not guilty after trial	0	6
	Trial verdict reversed by PC, Final verdict Not Guilty	0	0
	Plea set aside, Without discipline	0	0
	**Retained, without discipline	0	0
	Dismissed by APU	0	0
	SOL Expired in APU	0	0
	No Disciplinary Action Total		0
Not Adjudicated	Charges not filed	0	1
	Deceased	0	0
	Other	0	2
	***Previously adjudicated, with discipline	0	0
	***Previously adjudicated, without discipline	0	0
	†Reconsidered by CCRB Board	0	5
	Retired	0	0
	SOL Expired prior to APU	0	0
	Not Adjudicated Total		0
Total Closures		0	34

*Retained cases are those in which the Department kept jurisdiction pursuant to Section 2 of the April 2, 2012 Memorandum of Understanding between the NYPD and the CCRB.

** When the Department keeps jurisdiction pursuant to Section 2 and does not impose any discipline on the officer, it is the equivalent of a category referred to as "Department Unable to Prosecute" (DUP). Cases are referred to as DUP when the department decides that it will not discipline an officer against whom the Board recommended discipline other than charges.

*** In some cases, the Department conducts its own investigation and prosecution prior to the completion of the CCRB's investigation. In those cases, the APU does not conduct a second prosecution.

† Under the Board's reconsideration process, an officer who has charges recommended as the penalty for a substantiated allegation may have the recommended penalty changed to something other than charges or have the disposition changed to something other than substantiated. In those cases, the APU ceases its prosecution.

NYPD Discipline

Under the New York City Charter, the Police Commissioner makes the final decision regarding discipline and the outcome of disciplinary trials.

The first chart reflects NYPD-imposed discipline for cases brought by the APU (Charges).

The chart on the following page reflects cases referred to the Police Commissioner where the Board recommended Command Discipline, Formalized Training or Instructions.

Figure 49: NYPD Discipline Imposed for Adjudicated APU Cases

Discipline*	October 2019	YTD 2019
Terminated	0	1
Suspension for or loss of vacation time of 31 or more days and/or Dismissal Probation	0	1
Suspension for or loss of vacation time of 21 to 30 days	0	1
Suspension for or loss of vacation time of 11 to 20 days	0	3
Suspension for or loss of vacation time of 1 to 10 days	0	11
Command Discipline B	0	0
Command Discipline A	0	2
Formalized Training**	0	0
Instructions***	0	1
Warned & Admonished/Reprimanded	0	0
Disciplinary Action† Total	0	20
No Disciplinary Action†	0	7
Adjudicated Total	0	27
Discipline Rate	0%	74%
Not Adjudicated† Total	0	8
Total Closures	0	35

*Where more than one penalty is imposed on a respondent, it is reported under the more severe penalty.

** Formalized training is conducted by the Police Academy, the NYPD Legal Bureau, or other NYPD Unit.

*** Instructions are conducted at the command level.

† The case closure types that define the "Disciplinary Action", "No Disciplinary Action" and "Not Adjudicated" categories are listed in Figure 43 on the previous page.

Figure 50: NYPD Discipline Imposed for Non-APU Cases

Disposition	Disposition Type*	October 2019	YTD 2019
Disciplinary Action	Terminated	0	0
	Suspension for or loss of vacation time of 31 or more days and/or Dismissal Probation	0	0
	Suspension for or loss of vacation time of 21 to 30 days	0	0
	Suspension for or loss of vacation time of 11 to 20 days	0	1
	Suspension for or loss of vacation time of 1 to 10 days	0	1
	Command Discipline B	0	7
	Command Discipline A	9	53
	Formalized Training**	5	73
	Instructions***	20	71
	Warned & admonished/Reprimanded	0	0
	Total		34
No Disciplinary Action	Filed ††	1	6
	SOL Expired	0	1
	Department Unable to Prosecute†††	6	39
	No Finding ††††	1	9
	Total	8	55
	Discipline Rate	81%	79%
	DUP Rate	14%	15%

*Where the respondent is found guilty of charges, and the penalty imposed would fall into more than one of the above listed categories, it is reported under the more severe penalty.

** Formalized training is conducted by the Police Academy, the NYPD Legal Bureau, or other NYPD Unit.

*** Instructions are conducted at the command level.

† Trial outcomes in non-APU cases typically involve MOS who turned down command discipline, prompting the police department to proceed with charges.

†† "Filed" is a term used when the police department is not required to take action against the subject officer because the officer has resigned or retired from the department, or has been terminated.

††† When the department decides that it will not discipline an officer against whom the Board recommended discipline other than charges, those cases are referred to as "Department Unable to Prosecute," or DUP.

†††† "No Finding" refers to cases which the department reports as "Administratively Closed."

Figure 51: NYPD Discipline Imposed for Allegations - Non-APU Cases (October 2019)

Board Disposition	FADO Type	Allegation	Precinct	Borough	NYPD Discipline
Substantiated (Command Discipline A)	A	Entry of Premises	19	Manhattan	No Discipline
Substantiated (Command Discipline A)	A	Entry of Premises	19	Manhattan	No Discipline
Substantiated (Command Discipline A)	A	Refusal to process civilian complaint	23	Manhattan	Command Discipline A
Substantiated (Command Discipline B)	A	Frisk	23	Manhattan	Command Discipline A
Substantiated (Command Lvl Instructions)	A	Refusal to process civilian complaint	25	Manhattan	Command Discipline A
Substantiated (Command Discipline A)	D	Word	25	Manhattan	Instructions
Substantiated (Formalized Training)	A	Threat of force (verbal or physical)	28	Manhattan	No Discipline
Substantiated (Command Lvl Instructions)	D	Word	40	Bronx	Instructions
Substantiated (Command Lvl Instructions)	D	Word	44	Bronx	Instructions
Substantiated (Formalized Training)	D	Word	44	Bronx	Instructions
Substantiated (Command Lvl Instructions)	D	Word	47	Bronx	Instructions
Substantiated (Formalized Training)	A	Refusal to provide name/shield number	60	Brooklyn	Formalized Training
Substantiated (Command Discipline B)	A	Frisk	60	Brooklyn	Command Discipline A
Substantiated (Command Discipline A)	A	Refusal to provide name/shield number	61	Brooklyn	Command Discipline A
Substantiated (Command Discipline A)	D	Word	68	Brooklyn	Instructions
Substantiated (Command Discipline A)	D	Word	68	Brooklyn	Instructions
Substantiated (Command Lvl Instructions)	A	Vehicle search	69	Brooklyn	Instructions
Substantiated (Command Discipline A)	A	Frisk	70	Brooklyn	No Discipline
Substantiated (Command Discipline A)	A	Frisk	70	Brooklyn	Formalized Training
Substantiated (Command Discipline A)	A	Stop	70	Brooklyn	Formalized Training
Substantiated (Command Discipline A)	A	Stop	70	Brooklyn	No Discipline
Substantiated (Command Discipline A)	A	Refusal to provide name/shield number	71	Brooklyn	No Discipline
Substantiated (Formalized Training)	A	Frisk	71	Brooklyn	Formalized Training
Substantiated (Command Discipline A)	A	Stop	71	Brooklyn	No Discipline
Substantiated (Formalized Training)	A	Threat of force (verbal or physical)	73	Brooklyn	Instructions
Substantiated (Formalized Training)	D	Word	73	Brooklyn	Instructions
Substantiated (Command Discipline A)	A	Threat of force (verbal or physical)	75	Brooklyn	Command Discipline A
Substantiated (Command Discipline A)	D	Word	75	Brooklyn	Command Discipline A
Substantiated (Command Discipline A)	D	Word	75	Brooklyn	Command Discipline A
Substantiated (Command Discipline A)	D	Action	75	Brooklyn	Command Discipline A

Board Disposition	FADO Type	Allegation	Precinct	Borough	NYPD Discipline
Substantiated (Command Discipline A)	E	Race	75	Brooklyn	Command Discipline A
Substantiated (Command Discipline A)	E	Other	75	Brooklyn	Command Discipline A
Substantiated (Command Discipline A)	A	Property damaged	79	Brooklyn	Command Discipline A
Substantiated (Command Discipline A)	D	Word	79	Brooklyn	Command Discipline A
Substantiated (Formalized Training)	D	Word	79	Brooklyn	Instructions
Substantiated (Command Lvl Instructions)	D	Word	79	Brooklyn	Instructions
Substantiated (Formalized Training)	A	Failure to provide RTKA card	81	Brooklyn	Instructions
Substantiated (Formalized Training)	A	Refusal to provide name/shield number	88	Brooklyn	Instructions
Substantiated (Command Discipline A)	D	Word	90	Brooklyn	Command Discipline A
Substantiated (Command Discipline A)	D	Word	90	Brooklyn	Command Discipline A
Substantiated (Command Discipline A)	A	Threat of force (verbal or physical)	102	Queens	No Discipline
Substantiated (Command Discipline A)	D	Word	102	Queens	No Discipline
Substantiated (Command Discipline A)	F	Gun Pointed	103	Queens	Command Discipline A
Substantiated (Formalized Training)	F	Gun Pointed	103	Queens	Instructions
Substantiated (Command Lvl Instructions)	A	Property damaged	105	Queens	Instructions
Substantiated (Command Lvl Instructions)	A	Property damaged	105	Queens	Instructions
Substantiated (Command Lvl Instructions)	D	Word	105	Queens	Instructions
Substantiated (Command Discipline B)	A	Entry of Premises	106	Queens	No Discipline
Substantiated (Command Discipline B)	A	Entry of Premises	106	Queens	No Discipline
Substantiated (Command Discipline B)	A	Stop	106	Queens	No Discipline
Substantiated (Command Discipline B)	A	Stop	106	Queens	No Discipline
Substantiated (Command Lvl Instructions)	A	Threat re: removal to hospital	107	Queens	Instructions
Substantiated (Command Discipline B)	A	Refusal to show search warrant	114	Queens	Command Discipline A
Substantiated (Command Discipline B)	A	Refusal to show search warrant	114	Queens	Command Discipline A
Substantiated (Formalized Training)	A	Frisk	123	Staten Island	Formalized Training
Substantiated (Formalized Training)	A	Frisk	123	Staten Island	Formalized Training
Substantiated (Formalized Training)	A	Search (of person)	123	Staten Island	Formalized Training
Substantiated (Command Lvl Instructions)	D	Word	1000	Manhattan	Instructions

Figure 52: NYPD Discipline Imposed for Allegations - APU Adjudicated Cases (October 2019)

Board Disposition	FADO Type	Allegation	Precinct	Borough	NYPD Discipline
-------------------	-----------	------------	----------	---------	-----------------

Appendix

Over the years, the CCRB has made many types of data publicly available. In reorganizing the Monthly Report, we do not intend to remove any valuable information from the public domain. However, the Agency believes that some information is essential to place in the main body of the Monthly Report, while more granular charts and figures are better suited to the Appendix. We welcome you to contact the CCRB at www.nyc.gov or 212-912-7235 if you are having difficulty finding information on CCRB data that was formerly available.

Figure 53: CCRB Open Docket - Age of CCRB Cases Based On Incident Date

	October 2019		September 2019		Change	% Change
	Count	% of Total	Count	% of Total		
Cases 0-4 Months	1564	67.4%	1476	67.7%	88	6.0%
Cases 5-7 Months	414	17.8%	354	16.2%	60	16.9%
Cases 8 Months	64	2.8%	95	4.4%	-31	-32.6%
Cases 9 Months	82	3.5%	43	2.0%	39	90.7%
Cases 10 Months	41	1.8%	59	2.7%	-18	-30.5%
Cases 11 Months	39	1.7%	41	1.9%	-2	-4.9%
Cases 12 Months	31	1.3%	29	1.3%	2	6.9%
Cases 13 Months	23	1.0%	25	1.1%	-2	-8.0%
Cases 14 Months	15	0.6%	16	0.7%	-1	-6.3%
Cases 15 Months	13	0.6%	9	0.4%	4	44.4%
Cases 16 Months	7	0.3%	2	0.1%	5	250.0%
Cases 17 Months	1	0.0%	3	0.1%	-2	-66.7%
Cases 18 Months	1	0.0%	2	0.1%	-1	-50.0%
Cases Over 18 Months	26	1.1%	27	1.2%	-1	-3.7%
NA	0	0.0%	0	0.0%	0	NA
Total	2321	100.0%	2181	100.0%	140	6.4%

Figure 54: CCRB Open Docket - Age of CCRB Cases Based On CCRB Received Date

	October 2019		September 2019		Change	% Change
	Count	% of Total	Count	% of Total		
Cases 0-4 Months	1698	73.2%	1612	73.9%	86	5.3%
Cases 5-7 Months	375	16.2%	320	14.7%	55	17.2%
Cases 8 Months	63	2.7%	65	3.0%	-2	-3.1%
Cases 9 Months	57	2.5%	46	2.1%	11	23.9%
Cases 10 Months	31	1.3%	51	2.3%	-20	-39.2%
Cases 11 Months	40	1.7%	28	1.3%	12	42.9%
Cases 12 Months	17	0.7%	21	1.0%	-4	-19.0%
Cases 13 Months	12	0.5%	12	0.6%	0	0.0%
Cases 14 Months	8	0.3%	8	0.4%	0	0.0%
Cases 15 Months	6	0.3%	5	0.2%	1	20.0%
Cases 16 Months	3	0.1%	2	0.1%	1	50.0%
Cases 17 Months	1	0.0%	0	0.0%	1	NA
Cases 18 Months	0	0.0%	1	0.0%	-1	NA
Cases Over 18 Months	10	0.4%	10	0.5%	0	0.0%
NA	0	0.0%	0	0.0%	0	NA
Total	2321	100.0%	2181	100.0%	140	6.4%

Figure 55: CCRB Investigations Docket - Age of CCRB Cases Based On Incident Date

	October 2019		September 2019		Change	% Change
	Count	% of Total	Count	% of Total		
Cases 0-4 Months	758	63.3%	761	65.3%	-3	-0.4%
Cases 5-7 Months	234	19.5%	200	17.2%	34	17.0%
Cases 8 Months	38	3.2%	54	4.6%	-16	-29.6%
Cases 9 Months	46	3.8%	32	2.7%	14	43.8%
Cases 10 Months	28	2.3%	28	2.4%	0	0.0%
Cases 11 Months	20	1.7%	23	2.0%	-3	-13.0%
Cases 12 Months	23	1.9%	21	1.8%	2	9.5%
Cases 13 Months	15	1.3%	11	0.9%	4	36.4%
Cases 14 Months	7	0.6%	9	0.8%	-2	-22.2%
Cases 15 Months	6	0.5%	3	0.3%	3	100.0%
Cases 16 Months	4	0.3%	0	0.0%	4	NA
Cases 17 Months	0	0.0%	1	0.1%	-1	NA
Cases 18 Months	1	0.1%	2	0.2%	-1	-50.0%
Cases Over 18 Months	18	1.5%	20	1.7%	-2	-10.0%
NA	0	0.0%	0	0.0%	0	NA
Total	1198	100.0%	1165	100.0%	33	2.8%

Figure 56: CCRB DA Hold Docket - Age of CCRB Cases Based On Incident Date

	October 2019	
	Count	% of Total
Cases 0-4 Months	75	73.5%
Cases 5-7 Months	12	11.8%
Cases 8 Months	2	2.0%
Cases 9 Months	4	3.9%
Cases 10 Months	1	1.0%
Cases 11 Months	1	1.0%
Cases 12 Months	2	2.0%
Cases 13 Months	0	0.0%
Cases 14 Months	2	2.0%
Cases 15 Months	0	0.0%
Cases 16 Months	1	1.0%
Cases 17 Months	1	1.0%
Cases 18 Months	0	0.0%
Cases Over 18 Months	0	0.0%
NA	1	1.0%
Total	102	100.0%

Figure 57: Disposition of Force Allegations (YTD 2019)

Force Allegation	Substantiated		Exonerated		Unsubstantiated		Unfounded		Officer Unidentified		Miscellaneous	
	Count	%	Count	%	Count	%	Count	%	Count	%	Count	%
Gun Pointed	3	5%	37	61.7%	11	18.3%	5	8.3%	4	6.7%	0	0%
Gun fired	2	25%	4	50%	1	12.5%	1	12.5%	0	0%	0	0%
Nightstick as club (incl asp & baton)	0	0%	5	45.5%	2	18.2%	3	27.3%	1	9.1%	0	0%
Gun as club	0	0.0%	0	0.0%	0	0.0%	0	0.0%	0	0.0%	0	0.0%
Radio as club	0	0%	0	0%	2	50%	1	25%	1	25%	0	0%
Flashlight as club	0	0%	0	0%	0	0%	0	0%	1	100%	0	0%
Police shield	0	0%	0	0%	4	80%	1	20%	0	0%	0	0%
Vehicle	0	0%	0	0%	2	33.3%	3	50%	1	16.7%	0	0%
Other blunt instrument as a club	0	0%	0	0%	2	20%	6	60%	2	20%	0	0%
Hit against inanimate object	2	5.3%	9	23.7%	13	34.2%	8	21.1%	5	13.2%	1	2.6%
Chokehold	11	18.6%	0	0%	22	37.3%	17	28.8%	9	15.3%	0	0%
Pepper spray	2	14.3%	5	35.7%	4	28.6%	1	7.1%	2	14.3%	0	0%
Physical force	43	4.9%	389	44.1%	252	28.6%	114	12.9%	82	9.3%	2	0.2%
Handcuffs too tight	0	0%	0	0%	12	100%	0	0%	0	0%	0	0%
Nonlethal restraining device	18	33.3%	24	44.4%	6	11.1%	5	9.3%	1	1.9%	0	0%
Animal	0	0.0%	0	0.0%	0	0.0%	0	0.0%	0	0.0%	0	0.0%
Other	0	0%	2	15.4%	7	53.8%	2	15.4%	2	15.4%	0	0%
Restricted Breathing	4	6.5%	0	0%	29	46.8%	16	25.8%	12	19.4%	1	1.6%
Total	85	6.9%	475	38.3%	369	29.8%	183	14.8%	123	9.9%	4	0.3%

Figure 58: Disposition of Abuse of Authority Allegations (YTD 2019)

Abuse of Authority Allegation	Substantiated		Exonerated		Unsubstantiated		Unfounded		Officer Unidentified		Miscellaneous	
	Count	%	Count	%	Count	%	Count	%	Count	%	Count	%
Gun Drawn	1	3.8%	14	53.8%	6	23.1%	4	15.4%	1	3.8%	0	0%
Entry of Premises	23	5.9%	296	76.5%	58	15%	3	0.8%	6	1.6%	1	0.3%
Strip-searched	11	25.6%	4	9.3%	20	46.5%	4	9.3%	4	9.3%	0	0%
Vehicle stop	5	2.5%	115	57.5%	55	27.5%	0	0%	25	12.5%	0	0%
Vehicle search	17	9.2%	87	47%	57	30.8%	4	2.2%	20	10.8%	0	0%
Premises entered and/or searched	0	0%	5	83.3%	0	0%	0	0%	1	16.7%	0	0%
Threat of summons	5	11.9%	22	52.4%	10	23.8%	1	2.4%	4	9.5%	0	0%
Threat of arrest	27	6.7%	201	49.9%	118	29.3%	24	6%	33	8.2%	0	0%
Threat to notify ACS	1	4.5%	13	59.1%	7	31.8%	0	0%	1	4.5%	0	0%
Threat of force (verbal or physical)	19	11.9%	41	25.8%	56	35.2%	23	14.5%	19	11.9%	1	0.6%
Threat to damage/seize property	6	11.3%	22	41.5%	19	35.8%	0	0%	6	11.3%	0	0%
Property damaged	9	9.7%	15	16.1%	36	38.7%	8	8.6%	24	25.8%	1	1.1%
Refusal to process civilian complaint	27	31.8%	2	2.4%	38	44.7%	2	2.4%	16	18.8%	0	0%
Refusal to provide name/shield number	9	15%	0	0%	38	63.3%	9	15%	4	6.7%	0	0%
Retaliatory arrest	9	81.8%	0	0%	2	18.2%	0	0%	0	0%	0	0%
Retaliatory summons	13	92.9%	1	7.1%	0	0%	0	0%	0	0%	0	0%
Refusal to obtain medical treatment	12	17.6%	1	1.5%	28	41.2%	20	29.4%	7	10.3%	0	0%
Improper dissemination of medical info	0	0.0%	0	0.0%	0	0.0%	0	0.0%	0	0.0%	0	0.0%
Other	13	24.5%	21	39.6%	15	28.3%	2	3.8%	2	3.8%	0	0%
Seizure of property	14	23%	31	50.8%	9	14.8%	2	3.3%	5	8.2%	0	0%
Refusal to show search warrant	2	4.8%	2	4.8%	23	54.8%	7	16.7%	8	19%	0	0%
Frisk	41	18.7%	79	36.1%	63	28.8%	10	4.6%	26	11.9%	0	0%
Search (of person)	25	12%	72	34.6%	83	39.9%	3	1.4%	25	12%	0	0%
Stop	45	17.8%	116	45.8%	65	25.7%	9	3.6%	18	7.1%	0	0%
Question	10	10.9%	43	46.7%	24	26.1%	1	1.1%	14	15.2%	0	0%
Refusal to show arrest warrant	0	0%	1	50%	1	50%	0	0%	0	0%	0	0%
Interference with recording	9	13.8%	15	23.1%	19	29.2%	13	20%	9	13.8%	0	0%
Search of recording device	3	12.5%	0	0%	11	45.8%	3	12.5%	7	29.2%	0	0%
Electronic device information deletion	1	10%	0	0%	4	40%	1	10%	4	40%	0	0%

Forcible Removal to Hospital	9	4.3%	180	86.5%	12	5.8%	5	2.4%	2	1%	0	0%
Threat re: removal to hospital	3	12%	5	20%	14	56%	0	0%	3	12%	0	0%
Threat re: immigration status	1	100%	0	0%	0	0%	0	0%	0	0%	0	0%
Disseminated immigration status	0	0.0%	0	0.0%	0	0.0%	0	0.0%	0	0.0%	0	0.0%
Questioned immigration status	0	0%	0	0%	0	0%	0	0%	1	100%	0	0%
Search of Premises	10	5%	148	73.3%	29	14.4%	5	2.5%	9	4.5%	1	0.5%
Sex Miscon (Sexual Harassment, Verbal)	3	20%	0	0%	7	46.7%	2	13.3%	3	20%	0	0%
Sex Miscon (Sexual Harassment, Gesture)	0	0%	0	0%	4	80%	0	0%	1	20%	0	0%
Sexual Misconduct (Sexual Humiliation)	10	58.8%	0	0%	2	11.8%	3	17.6%	2	11.8%	0	0%
Sex Miscon (Sexual/Romantic Proposition)	1	20%	0	0%	4	80%	0	0%	0	0%	0	0%
Sex Miscon (Sexually Motivated Arrest)	0	0.0%	0	0.0%	0	0.0%	0	0.0%	0	0.0%	0	0.0%
Sex Miscon (Sexually Motivated Stop)	0	0.0%	0	0.0%	0	0.0%	0	0.0%	0	0.0%	0	0.0%
Sex Miscon (Sexually Motivated Frisk)	0	0.0%	0	0.0%	0	0.0%	0	0.0%	0	0.0%	0	0.0%
Sex Miscon (Sexually Motivated Search)	0	0.0%	0	0.0%	0	0.0%	0	0.0%	0	0.0%	0	0.0%
Sex Miscon (Sexually Motiv Strip-Search)	0	0.0%	0	0.0%	0	0.0%	0	0.0%	0	0.0%	0	0.0%
Sex Miscon (Sexually Motiv Vehicle Stop)	0	0.0%	0	0.0%	0	0.0%	0	0.0%	0	0.0%	0	0.0%
Sex Miscon (Sexually Motiv Photo/Video)	0	0.0%	0	0.0%	0	0.0%	0	0.0%	0	0.0%	0	0.0%
Sex Miscon (Sexually Motivated Summons)	0	0.0%	0	0.0%	0	0.0%	0	0.0%	0	0.0%	0	0.0%
Photography/Videography	2	9.5%	4	19%	8	38.1%	1	4.8%	6	28.6%	0	0%
Body Cavity Searches	1	33.3%	0	0%	1	33.3%	0	0%	1	33.3%	0	0%
Refusal to provide name	13	6.6%	2	1%	127	64.5%	29	14.7%	26	13.2%	0	0%
Refusal to provide shield number	17	8.9%	3	1.6%	122	63.5%	26	13.5%	24	12.5%	0	0%
Failure to provide RTKA card	29	34.5%	13	15.5%	34	40.5%	3	3.6%	5	6%	0	0%
Failed to Obtain Language Interpretation	0	0.0%	0	0.0%	0	0.0%	0	0.0%	0	0.0%	0	0.0%
Total	456	11.8%	1574	40.8%	1229	31.8%	227	5.9%	372	9.6%	4	0.1%

Figure 59: Disposition of Discourtesy Allegations (YTD 2019)

Discourtesy Allegation	Substantiated		Exonerated		Unsubstantiated		Unfounded		Officer Unidentified		Miscellaneous	
	Count	%	Count	%	Count	%	Count	%	Count	%	Count	%
Word	139	21.4%	61	9.4%	276	42.4%	77	11.8%	97	14.9%	1	0.2%
Gesture	1	7.7%	0	0%	9	69.2%	0	0%	3	23.1%	0	0%
Demeanor/tone	0	0.0%	0	0.0%	0	0.0%	0	0.0%	0	0.0%	0	0.0%
Action	12	14.8%	4	4.9%	47	58%	8	9.9%	9	11.1%	1	1.2%
Other	0	0.0%	0	0.0%	0	0.0%	0	0.0%	0	0.0%	0	0.0%
Total	152	20.4%	65	8.7%	332	44.6%	85	11.4%	109	14.6%	2	0.3%

Figure 60: Disposition of Offensive Language Allegations (YTD 2019)

Offensive Language Allegation	Substantiated		Exonerated		Unsubstantiated		Unfounded		Officer Unidentified		Miscellaneous	
	Count	%	Count	%	Count	%	Count	%	Count	%	Count	%
Race	4	8.2%	0	0%	26	53.1%	11	22.4%	8	16.3%	0	0%
Ethnicity	1	8.3%	0	0%	9	75%	2	16.7%	0	0%	0	0%
Religion	0	0%	0	0%	2	66.7%	0	0%	1	33.3%	0	0%
Sexual orientation	0	0%	0	0%	7	46.7%	2	13.3%	6	40%	0	0%
Physical disability	0	0%	0	0%	6	100%	0	0%	0	0%	0	0%
Other	5	19.2%	1	3.8%	14	53.8%	2	7.7%	4	15.4%	0	0%
Gender Identity	2	22.2%	0	0%	4	44.4%	0	0%	3	33.3%	0	0%
Gender	4	18.2%	0	0%	11	50%	4	18.2%	3	13.6%	0	0%
Total	16	11.3%	1	0.7%	79	55.6%	21	14.8%	25	17.6%	0	0%

Figure 61: Administrative Prosecutions Unit Open Docket (October 2019)

Case Stage	Cases	Percent
Charges served, Conference Date Requested	0	0%
Trial commenced	0	0%
Awaiting filing of charges	12	12%
Charges filed, awaiting service	24	24%
Charges served, CORD/SoEH/DCS pending	41	41%
Calendared for court appearance	2	2%
Case Off Calendar - Subsequent Appearance Pending	2	2%
Trial scheduled	19	19%
Plea agreed - paperwork pending	1	1%
Total	101	100%

CORD is the CO's Report on MOS facing discipline.
 SoEH is the Summary of Employment History.
 DCS is the Disciplinary Cover Sheet.

Figure 62: Administrative Prosecutions Unit Cases Awaiting Final Disposition (October 2019)

Case Stage	Cases	Percent
Disposition modified, awaiting final disp.	0	0%
Plea filed - awaiting approval by PC	11	41%
Verdict rendered - awaiting approval by PC	11	41%
Verdict rendered - Fogel response due	1	4%
Trial completed, awaiting verdict	4	15%
Total	27	100%

A Fogel response is a letter to the Trial Commissioner with comments from the CCRB on the Trial Commissioner's report and recommendation.

Figure 63: Officers With CCRB Complaints Closed in 2019 by Command

Patrol Services Bureau	Substantiated MOS Oct 2019	Substantiated MOS YTD 2019	Total MOS Oct 2019	Total MOS YTD 2019
Patrol Borough Manhattan South Total	4	23	30	295
Patrol Borough Manhattan North Total	2	41	23	445
Patrol Borough Bronx Total	11	98	74	876
Patrol Borough Brooklyn South Total	11	70	64	576
Patrol Borough Brooklyn North Total	9	73	63	631
Patrol Borough Queens South Total	3	35	42	467
Patrol Borough Queens North Total	0	12	28	278
Patrol Borough Staten Island Total	1	9	14	215
Special Operations Division Total	1	4	14	53
Other Patrol Services Bureau Commands Total	0	0	0	4
Total	42	365	352	3840
Other Bureaus				
Traffic Control Division Total	1	2	10	66
Transit Bureau Total	2	17	23	192
Housing Bureau Total	4	20	28	258
Organized Crime Control Bureau Total	3	11	21	147
Detective Bureau Total	2	10	15	153
Other Bureaus Total	0	8	8	120
Total	12	68	105	936
Other Commands				
Deputy Commissioners and Miscellaneous Commands Total	1	2	1	40
Undetermined	1	6	4	68
Total	56	441	462	4884

Table shows MOS command as recorded at the time of complaint.

Figure 64A: Officers With CCRB Complaints Closed in 2019 by Command - Patrol Borough Manhattan South

Manhattan South	Substantiated MOS Oct 2019	Substantiated MOS YTD 2019	Total MOS Oct 2019	Total MOS YTD 2019
001 Precinct	0	2	3	30
005 Precinct	1	5	3	26
006 Precinct	0	1	2	32
007 Precinct	2	3	2	22
009 Precinct	0	1	2	28
010 Precinct	0	0	1	14
013 Precinct	0	0	3	23
Midtown South Precinct	0	0	2	35
017 Precinct	0	0	0	9
Midtown North Precinct	0	6	8	49
Precincts Total	3	18	26	268
Patrol Borough Manhattan South Task Force	0	0	2	5
Patrol Borough Manhattan South HQ	1	5	2	20
Patrol Borough Manhattan South Anti-Crime Unit	0	0	0	2
Patrol Borough Manhattan South Total	4	23	30	295

Table shows MOS command as recorded at the time of complaint.

Figure 64B: Officers With CCRB Complaints Closed in 2019 by Command - Patrol Borough Manhattan North

Manhattan North	Substantiated MOS Oct 2019	Substantiated MOS YTD 2019	Total MOS Oct 2019	Total MOS YTD 2019
019 Precinct	0	2	1	24
020 Precinct	1	2	1	24
023 Precinct	0	2	1	30
024 Precinct	0	1	0	27
025 Precinct	0	3	3	56
026 Precinct	0	1	2	16
Central Park Precinct	0	2	0	8
028 Precinct	1	6	8	56
030 Precinct	0	2	3	23
032 Precinct	0	2	1	53
033 Precinct	0	7	1	40
034 Precinct	0	9	2	73
Precincts Total	2	39	23	430
Patrol Borough Manhattan North Task Force	0	0	0	0
Patrol Borough Manhattan North HQ	0	0	0	3
Patrol Borough Manhattan North Anti-Crime Unit	0	2	0	12
Manhattan North Impact Response Team	0	0	0	0
Patrol Borough Manhattan North Total	2	41	23	445

Table shows MOS command as recorded at the time of complaint.

Figure 64C: Officers With CCRB Complaints Closed in 2019 by Command - Patrol Borough Bronx

Bronx	Substantiated MOS Oct 2019	Substantiated MOS YTD 2019	Total MOS Oct 2019	Total MOS YTD 2019
040 Precinct	1	5	8	63
041 Precinct	2	5	4	53
042 Precinct	0	6	8	77
043 Precinct	0	8	2	55
044 Precinct	1	25	6	125
045 Precinct	0	1	2	25
046 Precinct	1	14	11	119
047 Precinct	1	8	5	92
048 Precinct	0	5	2	59
049 Precinct	3	6	8	65
050 Precinct	0	3	2	20
052 Precinct	2	10	9	87
Precincts Total	11	96	67	840
Patrol Borough Bronx Task Force	0	1	2	10
Patrol Borough Bronx HQ	0	1	5	16
Patrol Borough Bronx Anti-Crime Unit	0	0	0	10
Bronx Impact Response Team	0	0	0	0
Patrol Borough Bronx Total	11	98	74	876

Table shows MOS command as recorded at the time of complaint.

Figure 64D: Officers With CCRB Complaints Closed in 2019 by Command - Patrol Borough Brooklyn South

Brooklyn South	Substantiated MOS Oct 2019	Substantiated MOS YTD 2019	Total MOS Oct 2019	Total MOS YTD 2019
060 Precinct	0	4	2	35
061 Precinct	1	1	1	37
062 Precinct	0	2	1	22
063 Precinct	2	9	8	44
066 Precinct	0	0	0	10
067 Precinct	2	7	12	100
068 Precinct	0	5	3	28
069 Precinct	0	9	3	46
070 Precinct	0	7	3	61
071 Precinct	2	10	8	67
072 Precinct	0	0	3	38
076 Precinct	0	1	9	33
078 Precinct	4	7	9	33
Precincts Total	11	62	62	554
Patrol Borough Brooklyn South Task Force	0	1	0	2
Patrol Borough Brooklyn South HQ	0	0	0	1
Patrol Borough Brooklyn South Anti-Crime Unit	0	7	2	19
Brooklyn South Impact Response Team	0	0	0	0
Patrol Borough Brooklyn South Total	11	70	64	576

Table shows MOS command as recorded at the time of complaint.

Figure 64E: Officers With CCRB Complaints Closed in 2019 by Command - Patrol Borough Brooklyn North

Brooklyn North	Substantiated MOS Oct 2019	Substantiated MOS YTD 2019	Total MOS Oct 2019	Total MOS YTD 2019
073 Precinct	1	5	8	76
075 Precinct	3	12	24	129
077 Precinct	0	4	8	77
079 Precinct	0	16	3	83
081 Precinct	0	3	4	51
083 Precinct	1	10	1	63
084 Precinct	0	2	2	33
088 Precinct	1	4	3	32
090 Precinct	3	16	8	68
094 Precinct	0	0	2	14
Precincts Total	9	72	63	626
Patrol Borough Brooklyn North Task Force	0	0	0	0
Patrol Borough Brooklyn North HQ	0	0	0	2
Patrol Borough Brooklyn North Anti-Crime Unit	0	1	0	3
Brooklyn North Impact Response Team	0	0	0	0
Patrol Borough Brooklyn North Total	9	73	63	631

Table shows MOS command as recorded at the time of complaint.

Figure 64F: Officers With CCRB Complaints Closed in 2019 by Command - Patrol Borough Queens South

Queens South	Substantiated MOS Oct 2019	Substantiated MOS YTD 2019	Total MOS Oct 2019	Total MOS YTD 2019
100 Precinct	0	0	4	33
101 Precinct	0	5	5	64
102 Precinct	0	8	2	48
103 Precinct	2	6	14	80
105 Precinct	0	7	9	83
106 Precinct	0	2	0	31
107 Precinct	0	1	3	23
113 Precinct	1	6	5	98
Precincts Total	3	35	42	460
Patrol Borough Queens South Task Force	0	0	0	6
Patrol Borough Queens South HQ	0	0	0	0
Patrol Borough Queens South Anti-Crime Unit	0	0	0	1
Queens South Impact Response Team	0	0	0	0
Patrol Borough Queens South Total	3	35	42	467

Table shows MOS command as recorded at the time of complaint.

Figure 64G: Officers With CCRB Complaints Closed in 2019 by Command - Patrol Borough Queens North

Queens North	Substantiated MOS Oct 2019	Substantiated MOS YTD 2019	Total MOS Oct 2019	Total MOS YTD 2019
104 Precinct	0	2	3	55
108 Precinct	0	2	0	22
109 Precinct	0	2	5	37
110 Precinct	0	1	5	27
111 Precinct	0	3	0	19
112 Precinct	0	0	1	15
114 Precinct	0	2	11	69
115 Precinct	0	0	3	29
Precincts Total	0	12	28	273
Patrol Borough Queens North Task Force	0	0	0	0
Patrol Borough Queens North HQ	0	0	0	2
Patrol Borough Queens North Anti-Crime Unit	0	0	0	3
Patrol Borough Queens North Total	0	12	28	278

Table shows MOS command as recorded at the time of complaint.

Figure 64H: Officers With CCRB Complaints Closed in 2019 by Command - Patrol Borough Staten Island

Staten Island	Substantiated MOS Oct 2019	Substantiated MOS YTD 2019	Total MOS Oct 2019	Total MOS YTD 2019
120 Precinct	0	2	3	91
122 Precinct	0	0	4	35
123 Precinct	0	3	2	37
121 Precinct	1	3	4	33
Precincts Total	1	8	13	196
Patrol Borough Staten Island Task Force	0	1	0	10
Patrol Borough Staten Island HQ	0	0	1	4
Patrol Borough Staten Island Anti-Crime Unit	0	0	0	3
Staten Island Housing Unit	0	0	0	0
Staten Island Court Section	0	0	0	2
Staten Island Impact Response Team	0	0	0	0
Patrol Borough Staten Island Total	1	9	14	215

Table shows MOS command as recorded at the time of complaint.

Figure 64I: Officers With CCRB Complaints Closed in 2019 by Command - Special Operations Division

Special Operations	Substantiated MOS Oct 2019	Substantiated MOS YTD 2019	Total MOS Oct 2019	Total MOS YTD 2019
Emergency Services Unit and Squads 1-10	0	1	8	37
Harbor Unit	0	0	0	1
Aviation Unit	0	0	0	0
Canine Team	0	0	0	0
Mounted Unit	0	0	0	0
2 SOD Strategic Response Group	1	3	6	15
Special Operations Division Headquarters	0	0	0	0
Special Operations Division Total	1	4	14	53

Table shows MOS command as recorded at the time of complaint.

Figure 64J: Officers With CCRB Complaints Closed in 2019 by Command - Other Patrol Services Bureau Commands

Other Patrol Services Bureau Commands	Substantiated MOS Oct 2019	Substantiated MOS YTD 2019	Total MOS Oct 2019	Total MOS YTD 2019
Chiefs Office	0	0	0	4
Special Operations Division Taxi Unit	0	0	0	0
Other Patrol Services Bureau Commands Total	0	0	0	4

Table shows MOS command as recorded at the time of complaint.

Figure 64K: Officers With CCRB Complaints Closed in 2019 by Command - Traffic Control Division

Traffic Control Division	Substantiated MOS Oct 2019	Substantiated MOS YTD 2019	Total MOS Oct 2019	Total MOS YTD 2019
Traffic Control Division - Headquarters Command	0	0	0	1
Manhattan Traffic Task Force	0	0	7	36
Brooklyn Traffic Task Force	0	0	0	0
Bronx Traffic Task Force	0	0	0	0
Queens Traffic Task Force	0	0	0	0
Surface Transportation Enforcement Division (STED)	0	0	0	1
Bus Unit	0	0	0	3
Traffic Control Parking Enforcement District	0	0	0	0
Traffic Control Tow Units	0	0	0	0
Traffic Control Summons Enforcement	0	0	0	0
Traffic Command Intersection Control	0	0	0	0
Traffic Control Intelligence Unit	0	0	0	0
Highway District	0	0	0	0
Highway Unit #1	0	0	0	7
Highway Unit #2	0	0	1	5
Highway Unit #3	1	2	2	12
Highway Unit #4	0	0	0	0
Highway Unit #5	0	0	0	1
Highway Safety Enforcement Unit	0	0	0	0
Movie and TV Unit	0	0	0	0
Traffic Control Division Total	1	2	10	66

Table shows MOS command as recorded at the time of complaint.

Figure 64L: Officers With CCRB Complaints Closed in 2019 by Command - Transit Bureau

Transit Bureau	Substantiated MOS Oct 2019	Substantiated MOS YTD 2019	Total MOS Oct 2019	Total MOS YTD 2019
Transit Bureau Headquarters	0	0	0	0
Transit Bureau Authority Liaison	0	0	0	0
Transit Bureau Inspections	0	0	0	0
Transit Bureau Spec. Invest. Unit	0	0	0	0
Transit Bureau Crime Analysis	0	0	0	0
Transit Bureau Patrol Operations	0	0	0	0
Transit Bureau Manhattan	0	0	0	0
Transit Bureau Bronx	0	0	0	0
Transit Bureau Queens	0	0	0	0
Transit Bureau Brooklyn	0	0	0	0
TB DT01	0	5	0	22
TB DT02	0	0	2	18
TB DT03	0	4	0	17
TB DT04	1	2	3	21
TB DT11	0	0	4	10
TB DT12	0	2	2	14
TB DT20	0	1	0	4
TB DT23	0	0	1	4
TB DT30	0	2	0	13
TB DT32	0	0	1	9
TB DT33	0	0	2	16
TB DT34	0	0	0	4
Transit Bureau Manhattan Task Force	1	1	2	10
Transit Bureau Bronx Task Force	0	0	1	2
Transit Bureau Queens Task Force	0	0	0	0
Transit Bureau Brooklyn Task Force	0	0	1	2
Transit Bureau Homeless Outreach Unit	0	0	0	1
Transit Division Canine Unit	0	0	0	0
Transit Bureau Vandal Unit	0	0	0	0
Transit Bureau Special Operations Unit	0	0	3	5
TB Anti-Terrorism	0	0	1	20
Transportation Bureau and Transit Other Commands	0	0	0	0
Transit Bureau Total	2	17	23	192

Table shows MOS command as recorded at the time of complaint.

Figure 64M: Officers With CCRB Complaints Closed in 2019 by Command - Housing Bureau

Housing Bureau	Substantiated MOS Oct 2019	Substantiated MOS YTD 2019	Total MOS Oct 2019	Total MOS YTD 2019
Housing Bureau (Office of the Chief Command Center)	0	0	0	0
Housing Bureau Special Operations Section	0	0	0	0
PSA 1	0	3	1	30
PSA 2	1	2	7	31
PSA 3	0	1	0	9
PSA 4	0	5	3	52
PSA 5	0	0	4	31
PSA 6	0	2	0	19
PSA 7	2	3	9	26
PSA 8	0	0	0	20
PSA 9	0	2	1	25
Housing Bureau Brooklyn/Staten Island	0	0	0	0
Housing Bureau Manhattan	0	0	0	2
Housing Bureau Bronx/Queens	0	0	0	0
Housing Bureau Investigations	0	0	0	0
Housing Bureau Elevator Vandalism Unit	0	0	0	0
Housing Bureau Operations and Misc. Commands	0	0	0	0
Housing Bureau Total	4	20	28	258
Housing Borough Brooklyn Impact Response Team	1	1	3	9
Housing Borough Manhattan Impact Response Team	0	1	0	2
Housing Borough Bronx/Queens Impact Response Team	0	0	0	2
Housing Bureau Total	4	20	28	258

Table shows MOS command as recorded at the time of complaint.

Figure 64N: Officers With CCRB Complaints Closed in 2019 by Command - Organized Crime Control Bureau

Organized Crime Control Bureau	Substantiated MOS Oct 2019	Substantiated MOS YTD 2019	Total MOS Oct 2019	Total MOS YTD 2019
Queens Narcotics	0	1	5	22
Manhattan North Narcotics	0	3	0	15
Manhattan South Narcotics	0	0	0	8
Bronx Narcotics	0	1	0	18
Staten Island Narcotics	0	2	1	11
Brooklyn North Narcotics	0	0	7	42
Brooklyn South Narcotics	3	3	6	13
Narcotics Headquarters	0	0	0	0
Auto Crime Division	0	0	0	7
Vice Enforcement Division	0	0	0	0
Drug Enforcement Task Force	0	0	1	2
Organized Crime Headquarters	0	1	1	9
Organized Crime Control Bureau Total	3	11	21	147

Table shows MOS command as recorded at the time of complaint.

Figure 640: Officers With CCRB Complaints Closed in 2019 by Command - Detective Bureau

Detective Bureau	Substantiated MOS Oct 2019	Substantiated MOS YTD 2019	Total MOS Oct 2019	Total MOS YTD 2019
Detective Bureau Headquarters	0	0	0	2
Central Investigation and Resource Division	0	0	0	2
Special Investigations Division	0	0	0	4
Special Victims Division	0	0	0	4
Forensic Investigations Division	0	0	0	1
Fugitive Enforcement Division	0	0	0	0
Gang Division	0	2	0	11
Detective Borough Bronx	2	3	5	31
Detective Borough Manhattan	0	3	3	35
Detective Borough Brooklyn	0	1	6	29
Detective Borough Queens	0	0	1	31
Detective Borough Staten Island	0	1	0	3
DB Queens North Operations	0	0	0	0
DB Queens South Operations	0	0	0	0
Detective Bureau Total	2	10	15	153

Table shows MOS command as recorded at the time of complaint.

Figure 64P: Officers With CCRB Complaints Closed in 2019 by Command - Other Bureaus

Other Bureaus	Substantiated MOS Oct 2019	Substantiated MOS YTD 2019	Total MOS Oct 2019	Total MOS YTD 2019
Internal Affairs Bureau				
Internal Affairs Bureau	0	0	0	3
Criminal Justice Bureau				
Court Division	0	7	8	112
Court Bureau	0	0	0	0
Court LMSI	0	0	0	0
Court Unit	0	0	0	0
Criminal Justice Headquarters	0	0	0	1
Support Services Bureau				
Property Clerk Division	0	0	0	1
Fleet Services	0	0	0	0
Central Records Division	0	0	0	0
Personnel Bureau				
Applicant Processing Division	0	0	0	1
Health Services	0	0	0	0
Personnel Bureau Headquarters	0	1	0	2
Other Bureaus Total	0	8	8	120

Table shows MOS command as recorded at the time of complaint.

Figure 64Q: Officers With CCRB Complaints Closed in 2019 by Command - Deputy Commissioners and Miscellaneous Commands

Deputy Commissioners and Miscellaneous Commands	Substantiated MOS Oct 2019	Substantiated MOS YTD 2019	Total MOS Oct 2019	Total MOS YTD 2019
Deputy Commissioner Legal Matters - License Division	0	0	0	0
Deputy Commissioner Legal Matters - Legal Bureau	0	0	0	0
DC Training	0	0	0	0
Deputy Commissioner Training - Police Academy	0	0	0	0
Deputy Commissioner Training - Police Academy Training	0	0	0	5
Deputy Commissioner Training - In-service Training Section	0	0	0	2
Deputy Commissioner Management and Budget	0	0	0	1
Police Commissioner Office	0	0	0	0
Community Affairs Division	0	0	0	0
Chief of Community Affairs	0	0	0	2
Community Affairs Juvenile Section	0	0	0	0
School Safety Bronx/Manhattan	0	0	0	3
School Safety Queens/Brooklyn	0	0	0	1
Office of Equal Employment	0	0	0	1
Deputy Commissioner Operations	0	0	0	0
DC Operations Financial Mgmt.	0	0	0	0
Intelligence Division	0	1	0	20
Chief of Department	0	0	0	1
Department Advocate	0	0	0	0
Deputy Commissioner Public Information	0	0	0	0
Crime Prevention	0	0	0	0
First Deputy Commissioner	0	0	0	0
Office of Management, Analysis and Planning	1	1	1	1
Quality Assurance Division	0	0	0	0
Deputy Commissioner Counterterrorism	0	0	0	2
Chief of Department Evaluation Section	0	0	0	1
Deputy Commissioners and Miscellaneous Commands Total	1	2	1	40

Table shows MOS command as recorded at the time of complaint.