

DAILY REPORT

1/21/2021

(Data from Wednesday, January 20, 2021)

Code Blue

SINGLE ADULTS	
Drop-in Center Clients Served	388
Drop-in Center Overnight Census	146
Faith Bed Census	57
Outreach Contacts	317
Outreach Placements	13
Safe Haven Utilization	1092
Veterans In Short-term Housing	209
Criminal Justice Short-term Housing	105

Incomplete (5/6)

Incomplete (5/6)

Incomplete (5/6)

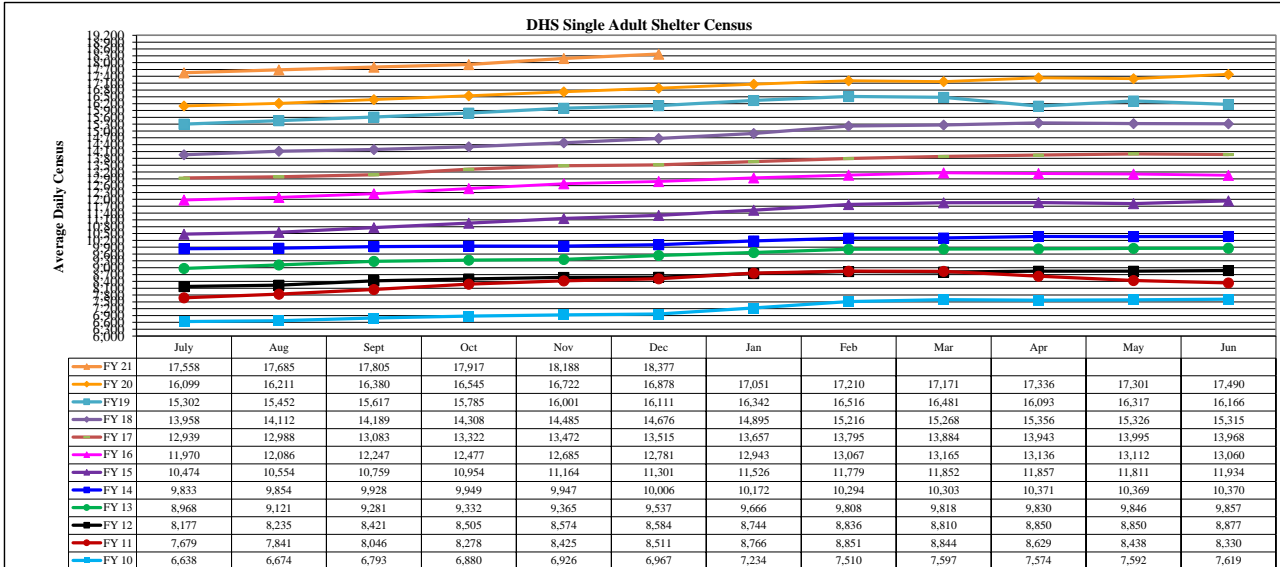
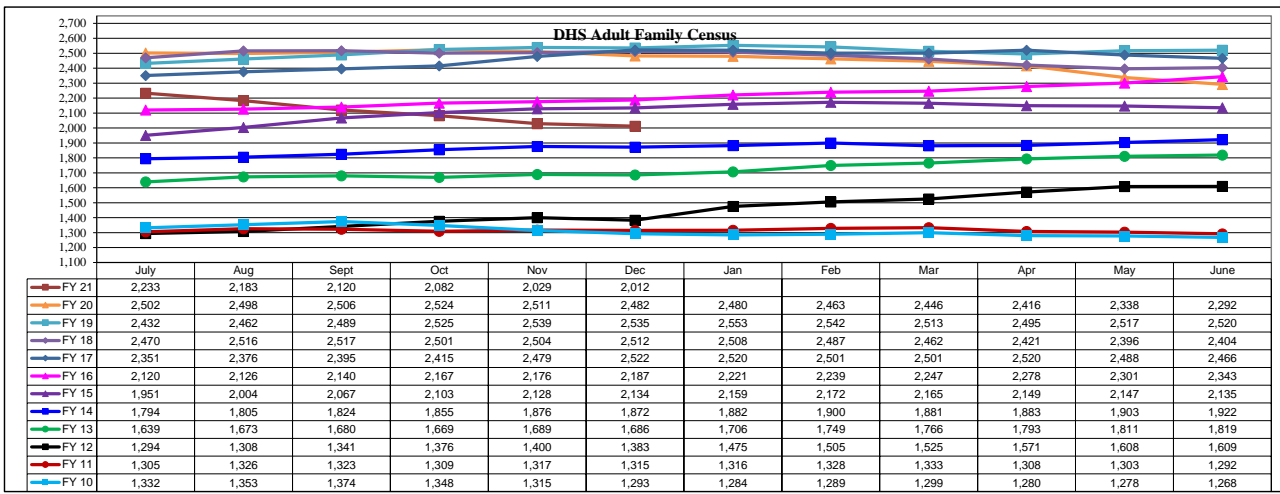
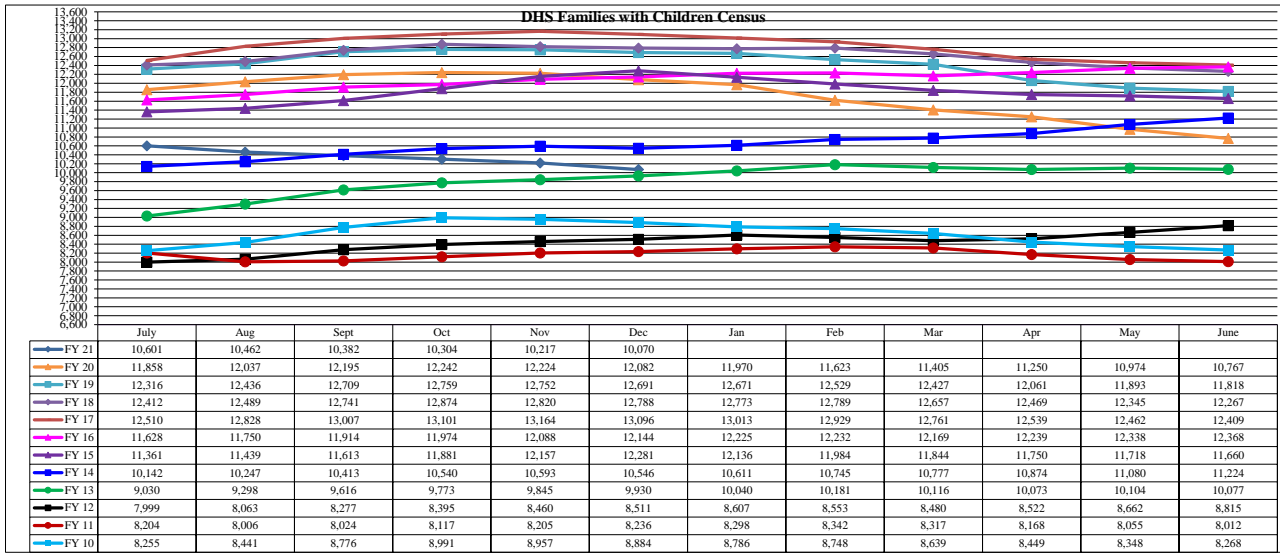
FAMILY INTAKE	
Families Requesting Temporary Housing at PATH	122
Adult Families Requesting Temporary Housing at AFIC	20
Families Placed in Overnight Accommodations	0
Families w/children at PATH Overnight (pre 10PM)	0

TOTAL SHELTER CENSUS	
Adults	35,589
Children	17,165
Total Individuals	52,754

SINGLE ADULTS	
Men	13,961
Women	4,569
Total Single Adults	18,530

FAMILIES WITH CHILDREN	
Families	9,799
Adults	12,933
Children	17,165
Individuals	30,098

ADULT FAMILIES CENSUS	
Families	1,957
Individuals (Adults)	4,126



*Due to data conversion the average monthly census for December 2011 and January 2012 for Families with Children and Adult Families is based upon data for a partial month.