

DAILY REPORT

9/18/2020

(Data from Thursday, September 17, 2020)

SINGLE ADULTS	
Drop-in Center Clients Served	382
Drop-in Center Overnight Census	119
Faith Bed Census	39
Outreach Contacts	322
Outreach Placements	17
Safe Haven Utilization	1095
Veterans In Short-term Housing	231
Criminal Justice Short-term Housing	107

5 of 6 sites reporting

5 of 6 sites reporting

5 of 6 sites reporting

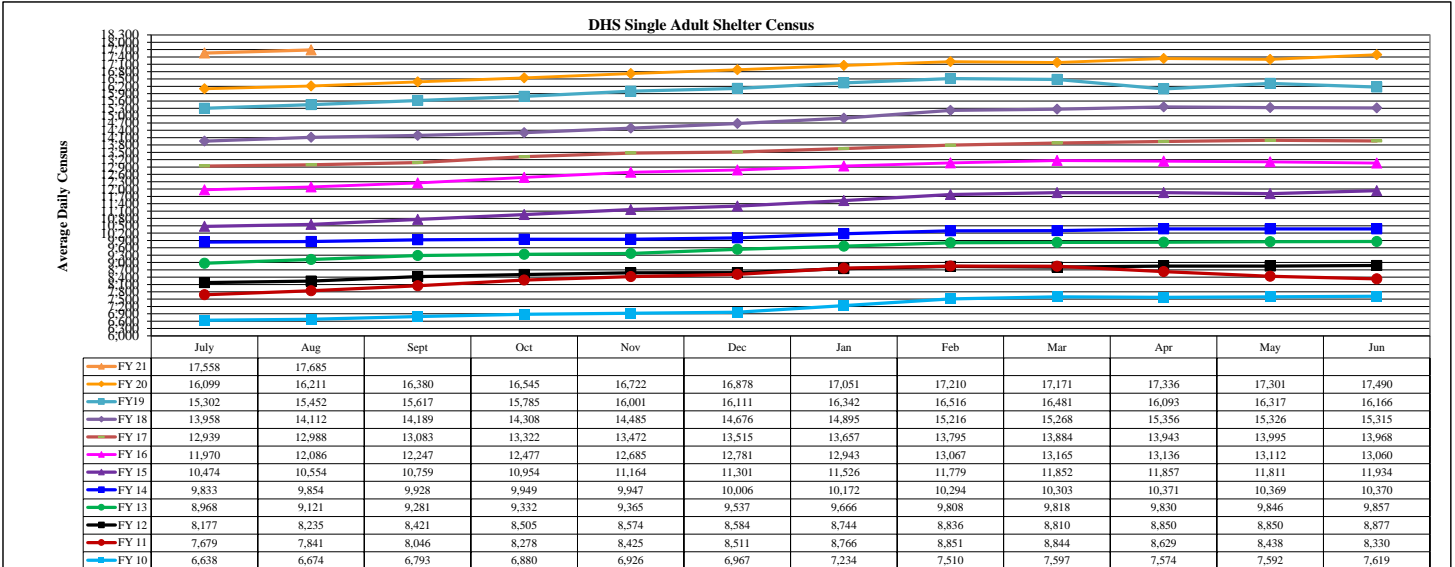
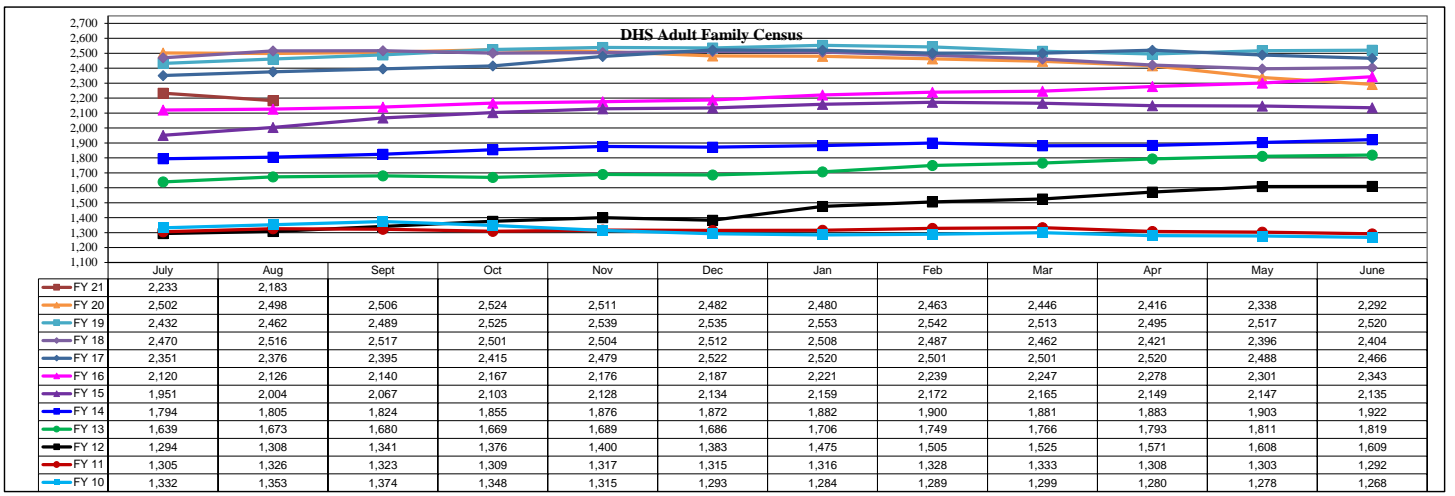
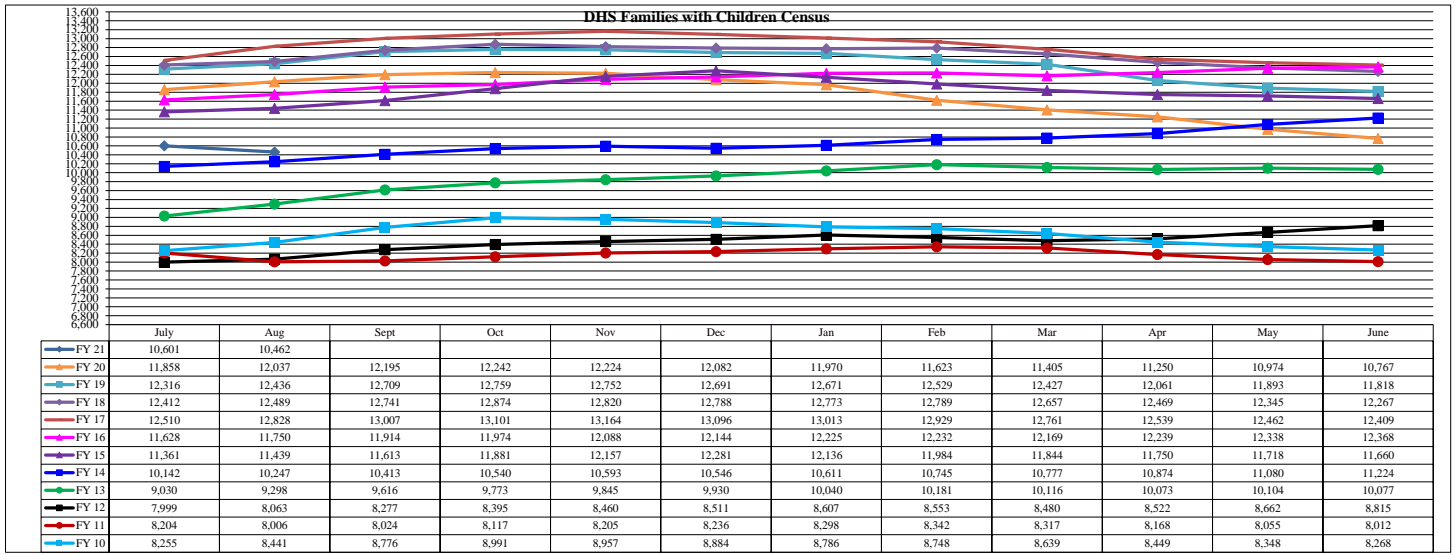
FAMILY INTAKE	
Families Requesting Temporary Housing at PATH	129
Adult Families Requesting Temporary Housing at AFIC	19
Families Placed in Overnight Accommodations	0
Families w/children at PATH Overnight (pre 10PM)	0

TOTAL SHELTER CENSUS	
Adults	36,086
Children	18,352
Total Individuals	54,438

SINGLE ADULTS	
Men	13,334
Women	4,557
Total Single Adults	17,891

FAMILIES WITH CHILDREN CENSUS	
Families	10,393
Adults	13,724
Children	18,352
Individuals	32,076

ADULT FAMILIES CENSUS	
Families	2,116
Individuals (Adults)	4,471



*Due to data conversion the average monthly census for December 2011 and January 2012 for Families with Children and Adult Families is based upon data for a partial month.